



US00D723160S

(12) **United States Design Patent**
Rodan et al.

(10) **Patent No.:** **US D723,160 S**

(45) **Date of Patent:** **** Feb. 24, 2015**

(54) **EXFOLIATION TOOL**

(71) Applicants: **Katie Rodan**, Oakland, CA (US); **Kathy Fields**, San Francisco, CA (US); **Steven Powell**, Provo, UT (US)

(72) Inventors: **Katie Rodan**, Oakland, CA (US); **Kathy Fields**, San Francisco, CA (US); **Steven Powell**, Provo, UT (US)

(73) Assignee: **Rodan & Fields, LLC**, San Francisco, CA (US)

(**) Term: **14 Years**

(21) Appl. No.: **29/437,266**

(22) Filed: **Nov. 14, 2012**

(51) **LOC (10) Cl.** **24-02**

(52) **U.S. Cl.**
USPC **D24/146**

(58) **Field of Classification Search**
CPC A61B 2018/00607; A61B 2018/00601;
A61B 17/34; A61B 17/32; A61B 17/16;
A61B 17/14
USPC D24/146, 147, 133, 107, 209, 210, 200;
606/1, 2, 9, 13, 131-133; D28/9,
D28/52-62, 63

See application file for complete search history.

(56) **References Cited**

U.S. PATENT DOCUMENTS

D414,582 S * 9/1999 Hwang D28/9
D448,483 S * 9/2001 Behnke D24/146
D509,301 S * 9/2005 Talbot et al. D24/215
D533,943 S * 12/2006 Chen D24/146
D538,430 S * 3/2007 Ohta D24/146
D568,473 S * 5/2008 Ashiwa et al. D24/146

D589,649 S * 3/2009 Tamsiran D28/44.1
D594,130 S * 6/2009 Scocimara et al. D24/209
D595,410 S * 6/2009 Luzon D24/146
D598,102 S * 8/2009 Hull, Jr. D24/146
D621,546 S * 8/2010 Aulwes et al. D28/53
D628,695 S * 12/2010 Ruf D24/146
D638,935 S * 5/2011 Gilmore et al. D24/133
D641,875 S * 7/2011 Eichel et al. D24/147
D642,681 S * 8/2011 Eichel et al. D24/147
D652,919 S * 1/2012 Sherwood et al. D24/133
D672,047 S * 12/2012 Hsu D24/200
D672,507 S * 12/2012 Szymanski D28/58
D679,396 S * 4/2013 Jan D24/144
D685,100 S * 6/2013 Shinohara et al. D24/186
D695,903 S * 12/2013 Tamsiran D24/209
D704,337 S * 5/2014 Dunn D24/147
D709,617 S * 7/2014 Iliesco de Grimaldi
et al. D24/203
2006/0030908 A1 * 2/2006 Powell et al. 607/88

* cited by examiner

Primary Examiner — Ian Simmons

Assistant Examiner — Carissa C Fitts

(74) *Attorney, Agent, or Firm* — Louis C. Paul

(57) **CLAIM**

The ornamental design for an exfoliation tool, as shown and described.

DESCRIPTION

FIG. 1 is a perspective view of an exfoliation tool showing our new design;

FIG. 2 is a second perspective view thereof;

FIG. 3 is a bottom view thereof;

FIG. 4 is an end view thereof;

FIG. 5 is a second end view thereof;

FIG. 6 is a side view thereof; and,

FIG. 7 is a top view thereof.

1 Claim, 7 Drawing Sheets

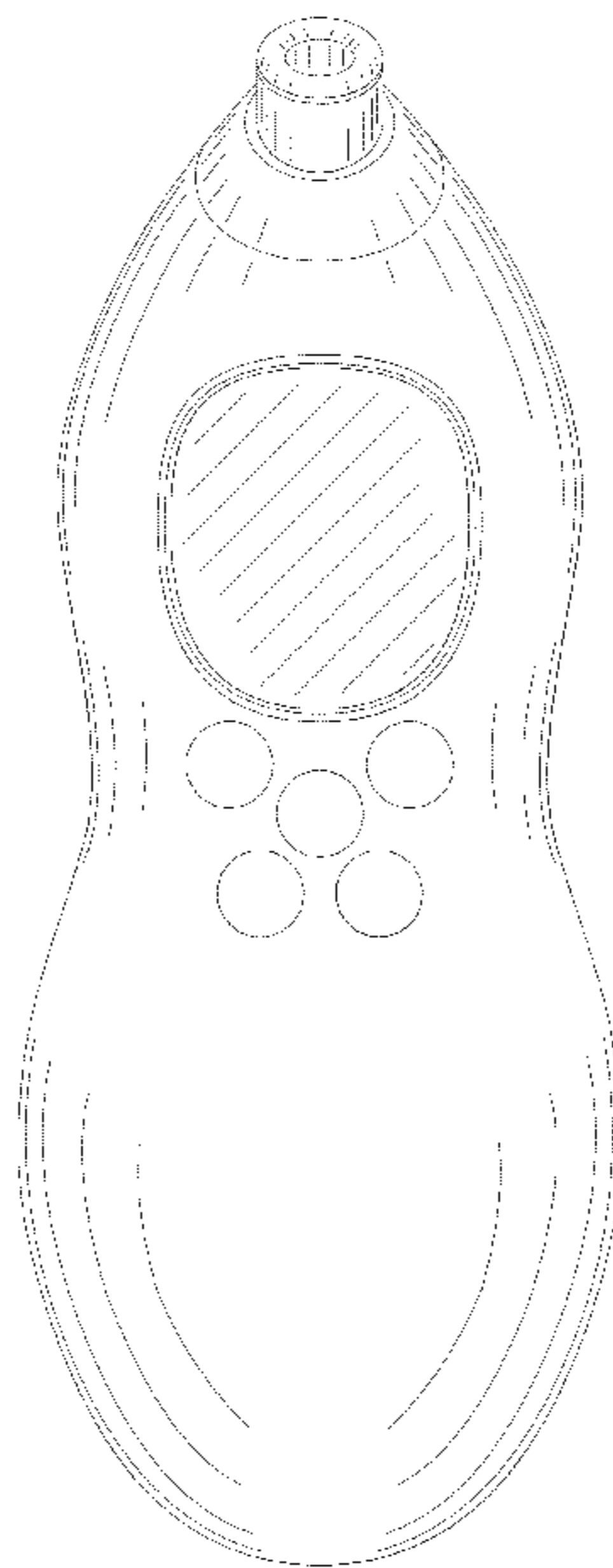




FIG. 1




FIG. 2

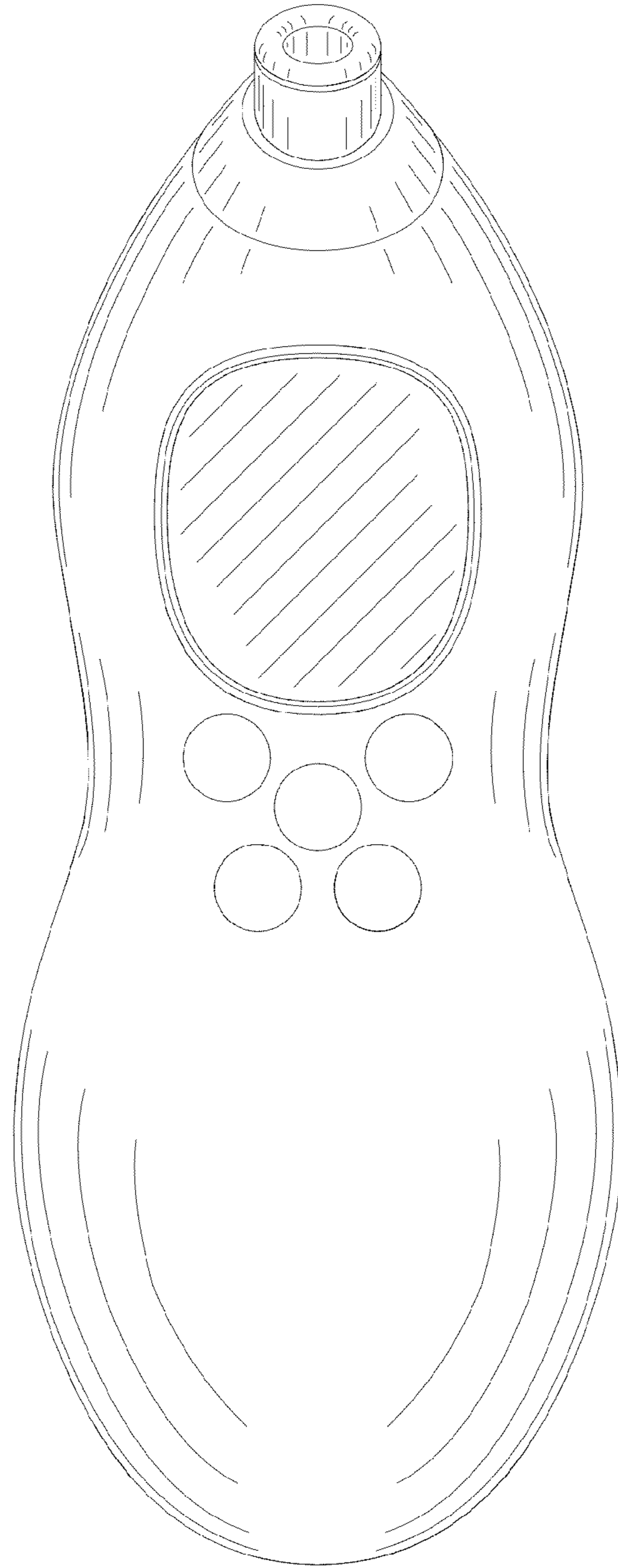


FIG. 3

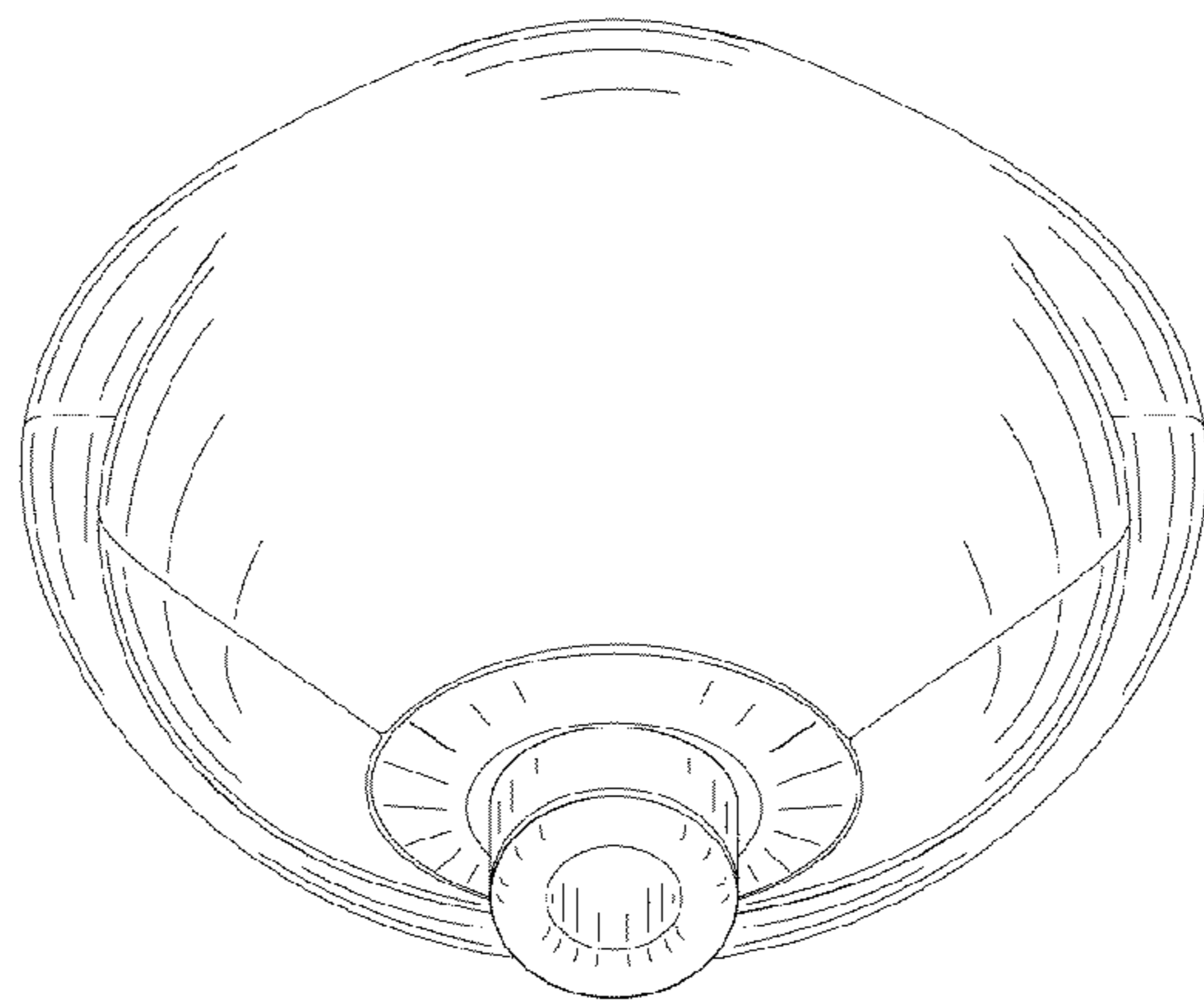


FIG. 4

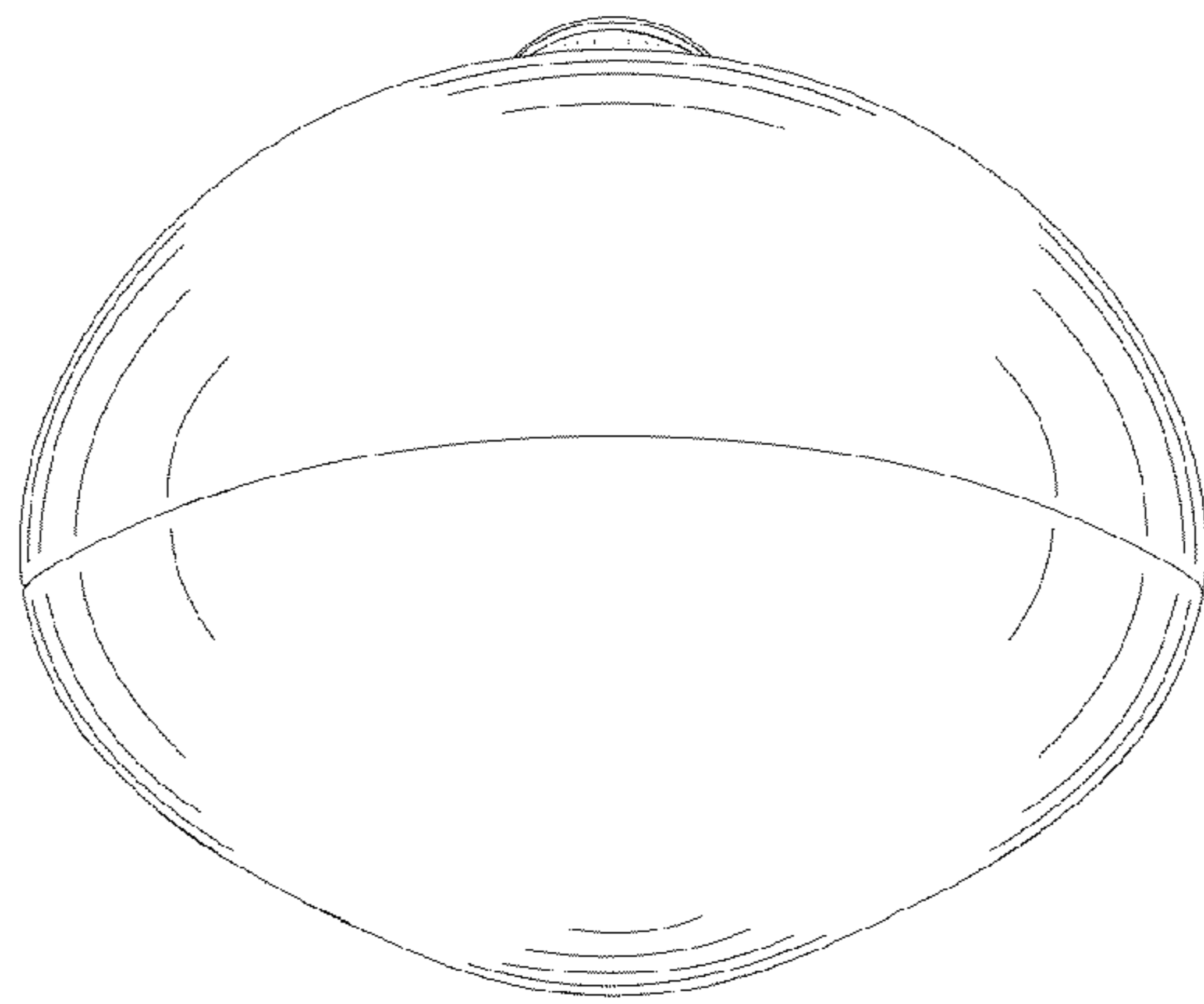


FIG. 5




FIG. 6

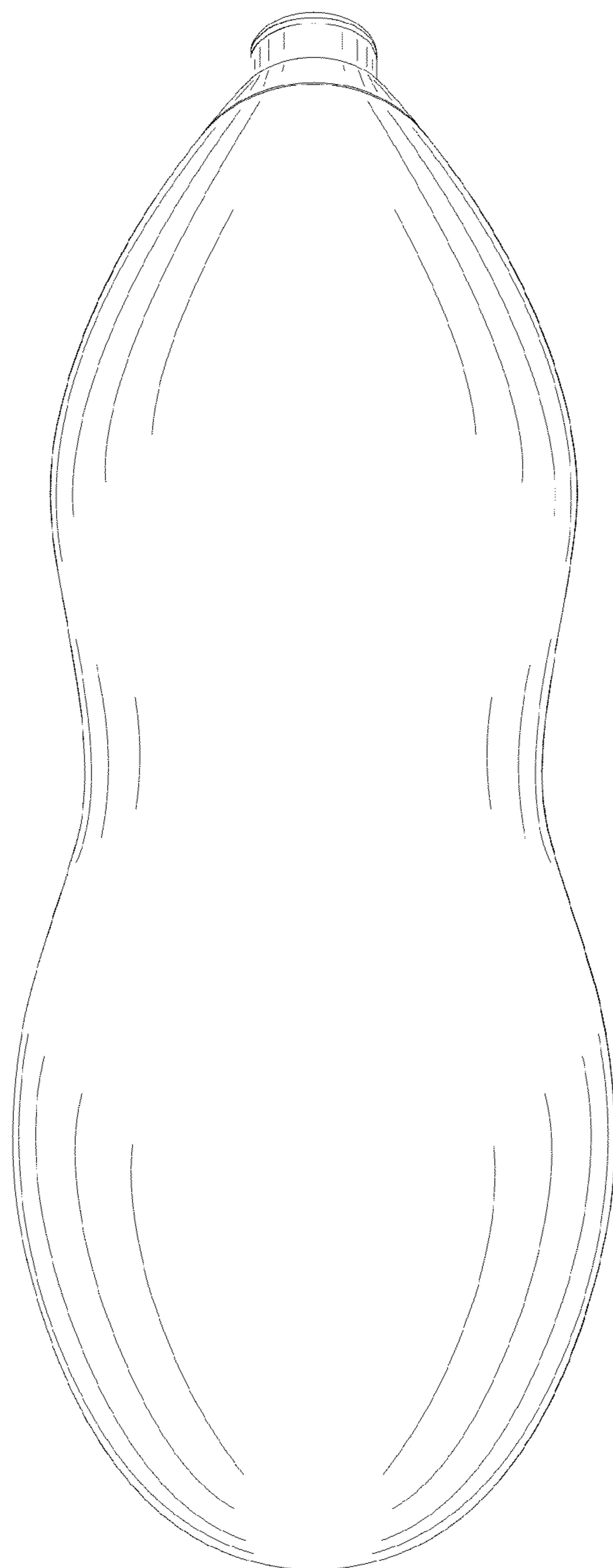


FIG. 7