

US00D723150S

(12) **United States Design Patent**
Furner et al.

(10) **Patent No.:** **US D723,150 S**
(45) **Date of Patent:** **** Feb. 24, 2015**

- (54) **DISPENSER HOUSING**
- (71) Applicant: **S.C. Johnson & Son, Inc.**, Racine, WI (US)
- (72) Inventors: **Paul E. Furner**, Racine, WI (US);
Lance D. Chady, Franksville, WI (US);
Byron C. Lee, Taipei (TW)

- D389,398 S 1/1998 Scherer et al.
- D392,873 S 3/1998 Scherer et al.
- D402,745 S 12/1998 Termeer et al.
- D453,375 S 2/2002 Peng
- D457,190 S 5/2002 Mak et al.
- D466,205 S 11/2002 Garcia
- D484,583 S 12/2003 Hunt et al.
- D491,060 S 6/2004 Shelton et al.

(Continued)

- (73) Assignee: **S.C. Johnson & Son, Inc.**, Racine, WI (US)

FOREIGN PATENT DOCUMENTS

- CN 200430104554.3 11/2004
- CN 200730150156.9 7/2007

(Continued)

- (**) Term: **14 Years**

Primary Examiner — Sandra Snapp

- (21) Appl. No.: **29/465,776**

- (22) Filed: **Aug. 30, 2013**

(57) **CLAIM**

- (51) **LOC (10) Cl.** **28-99**

The ornamental design for a dispenser housing, as shown and described.

- (52) **U.S. Cl.**
USPC **D23/366**

DESCRIPTION

- (58) **Field of Classification Search**
USPC D23/355-369; D28/5, 6; 261/DIG. 17,
261/DIG. 42, DIG. 65, DIG. 88, DIG. 89;
392/386, 390, 394, 395; 239/34, 44,
239/53, 55, 56, 326; D26/14, 17, 98, 9, 22,
D26/24; D11/131.1; D7/509, 522, 524, 537
See application file for complete search history.

FIG. 1 is an isometric view of a top, front, and right side of an ornamental design for a dispenser housing;
 FIG. 2 is a front elevational view of the housing of FIG. 1;
 FIG. 3 is a rear elevational view of the housing of FIG. 1;
 FIG. 4 is a right side elevational view of the housing of FIG. 1;
 FIG. 5 is a left side elevational view of the housing of FIG. 1;
 and,
 FIG. 6 is a top plan view of the housing of FIG. 1, a bottom plan view being a mirror image thereof.

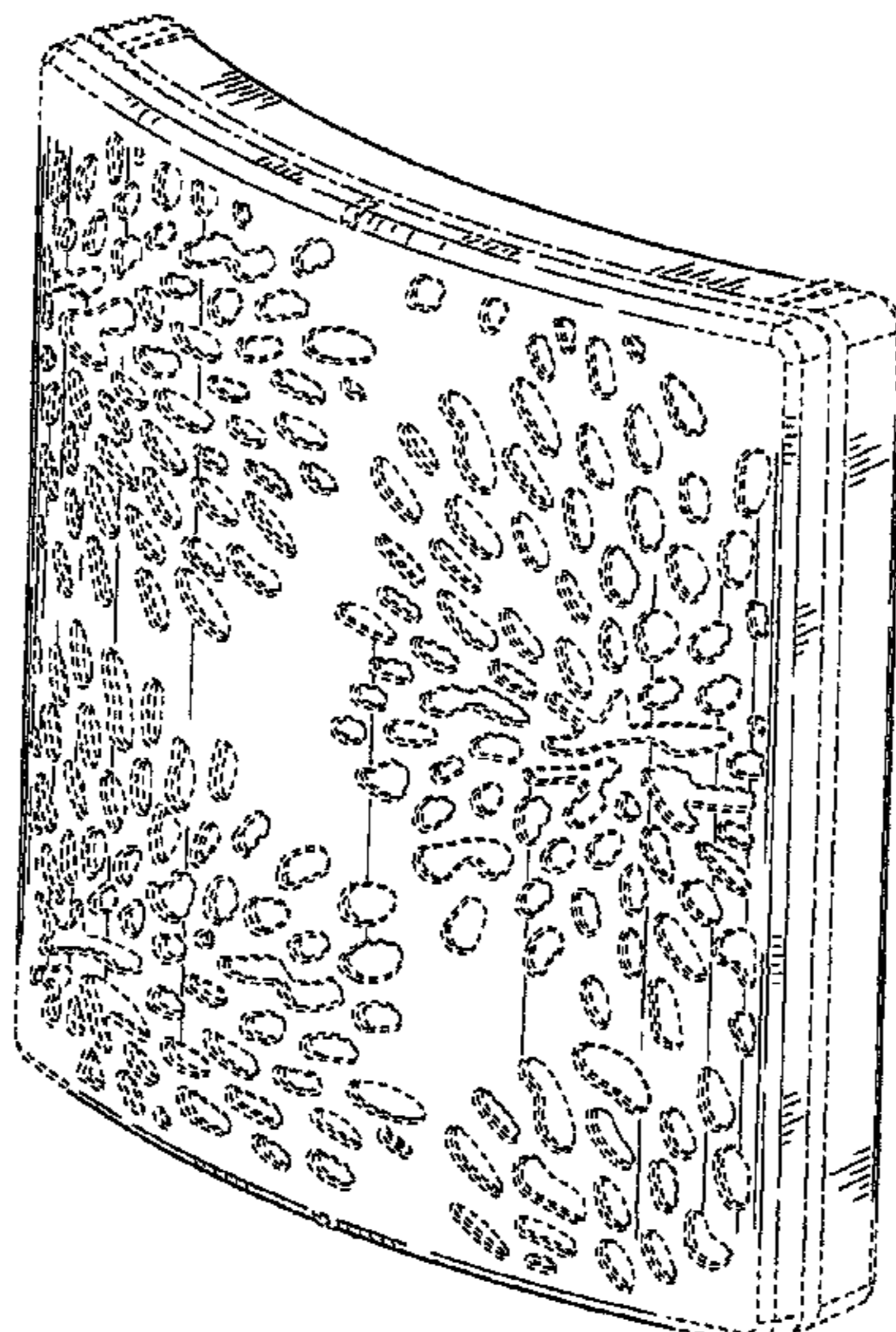
The evenly weighted broken lines in figures are for the purpose of illustrating environmental structure and form no part of the claimed design. The dash-dot-dash-dot lines of the figures illustrate a symbolic break within the sidewalls of the claimed design and they represent a break in the length and the width. The appearance of any portion of the article between the break lines forms no part of the claimed design.

(56) **References Cited**

U.S. PATENT DOCUMENTS

- D246,319 S * 11/1977 Rabussier et al. D23/369
- D253,488 S 11/1979 Hoyt
- D254,929 S 5/1980 Butcher et al.
- D254,932 S 5/1980 Butcher et al.
- D262,652 S 1/1982 Jaeschke et al.
- D288,003 S 1/1987 Hoyt
- D373,822 S 9/1996 Leonard et al.
- D376,002 S 11/1996 Upson
- D377,842 S 2/1997 Jaspers-Fayer
- D384,408 S 9/1997 Foreman
- D385,025 S 10/1997 Ho

1 Claim, 3 Drawing Sheets



(56)

References Cited

U.S. PATENT DOCUMENTS

D492,400 S 6/2004 Smith et al.
 D493,516 S * 7/2004 Harbutt et al. D23/366
 D506,816 S 6/2005 Garman et al.
 D506,817 S 6/2005 Wirthman et al.
 D507,844 S 7/2005 Friedman
 D508,285 S 8/2005 Velicescu
 D508,559 S 8/2005 Speigel et al.
 D510,997 S 10/2005 Berger
 D511,206 S 11/2005 Emrich
 D517,192 S 3/2006 Berger
 D522,640 S 6/2006 Miró
 D537,519 S 2/2007 Sigillo
 D543,267 S 5/2007 Tan
 D544,590 S 6/2007 Yoo et al.
 D552,225 S 10/2007 Borovicka et al.
 D557,781 S 12/2007 Kim et al.
 D568,526 S 5/2008 Chandler
 D570,530 S 6/2008 Chandler
 D570,980 S 6/2008 Isono et al.
 D577,431 S 9/2008 Miyake et al.
 D582,025 S 12/2008 Zobebe et al.
 D589,605 S 3/2009 Reedy et al.
 D590,930 S 4/2009 Westphal
 7,523,577 B2 * 4/2009 Majerowski 40/768
 D605,273 S 12/2009 Mallet-Roulon
 D608,435 S 1/2010 Zobebe et al.
 D608,438 S 1/2010 Mair
 D609,321 S 2/2010 Tomasulo et al.
 7,665,231 B2 * 2/2010 Abadjian et al. 36/29
 D613,391 S 4/2010 Schwartz et al.
 D614,278 S 4/2010 Schwartz et al.
 D623,797 S 9/2010 Boissevain
 D625,460 S 10/2010 Boissevain
 D630,702 S 1/2011 Levine
 D631,146 S 1/2011 Shu et al.
 D633,192 S 2/2011 Valentino et al.
 D638,531 S 5/2011 Irwin et al.
 D642,667 S 8/2011 Irwin et al.
 D643,102 S 8/2011 Abbondanzio et al.
 D643,567 S 8/2011 Gutting
 D646,954 S 10/2011 Azelton et al.
 D647,190 S 10/2011 Walter et al.
 D648,017 S 11/2011 Ruegg
 D648,018 S 11/2011 Sordo
 D648,841 S 11/2011 Lam
 D650,891 S 12/2011 Freeborn et al.
 D651,518 S 1/2012 Padain et al.
 D652,906 S 1/2012 Sumikawa
 D655,440 S 3/2012 Sabernig
 D658,753 S 5/2012 Zhang et al.
 D662,251 S 6/2012 Wauters
 D667,028 S 9/2012 Headley

D669,569 S 10/2012 Levake et al.
 D670,370 S 11/2012 Olchovy et al.
 D672,860 S 12/2012 Blachford et al.
 D672,865 S 12/2012 Miyake et al.
 D673,252 S 12/2012 Abbondanzio et al.
 D674,886 S 1/2013 Irwin et al.
 D675,307 S 1/2013 Freeborn et al.
 D676,537 S 2/2013 Yoo et al.
 D679,793 S 4/2013 Feiz et al.
 D680,637 S 4/2013 Blachford et al.
 D681,183 S 4/2013 Blachford et al.
 D683,008 S 5/2013 Olchovy et al.
 D684,248 S 6/2013 Gordon

FOREIGN PATENT DOCUMENTS

DM 060170 4/2002
 DM 064978 12/2003
 DM 066131 12/2004
 DM 066922 8/2005
 DM 068179 9/2006
 DM 071818 5/2009
 DM 074612 10/2010
 DM 078572 6/2012
 DM 079686 11/2012
 EC 000002985-0005 3/2003
 EC 000004809-0001 3/2003
 EC 000076336-0004 8/2003
 EC 000080759-0001 9/2003
 EC 000205661-0001 7/2004
 EC 000243704-0001 10/2004
 EC 000252366-0001 11/2004
 EC 000423124-0001 10/2005
 EC 000499348-0001 3/2006
 EC 000768403-0001 7/2007
 EC 000768403-0002 7/2007
 EC 000792627-0006 9/2007
 EC 000814355-0001 10/2007
 EC 000834726-0001 11/2007
 EC 001001671-0001 9/2008
 EC 001629841-0003 10/2009
 EC 001185789-0001 12/2009
 EC 001677394-0005 3/2010
 EC 001226989-0008 7/2010
 EC 001221667-0004 8/2010
 EC 001232862-0002 9/2010
 EC 001273833-0010 3/2011
 EC 001273833-0005 5/2011
 EC 001286553-0003 7/2011
 EC 001948266-0001 11/2011
 EC 001326797-0002 5/2012
 EC 001335087-0003 7/2012
 EC 002184150-0001 2/2013
 EC 000194709-0001 8/2014

* cited by examiner

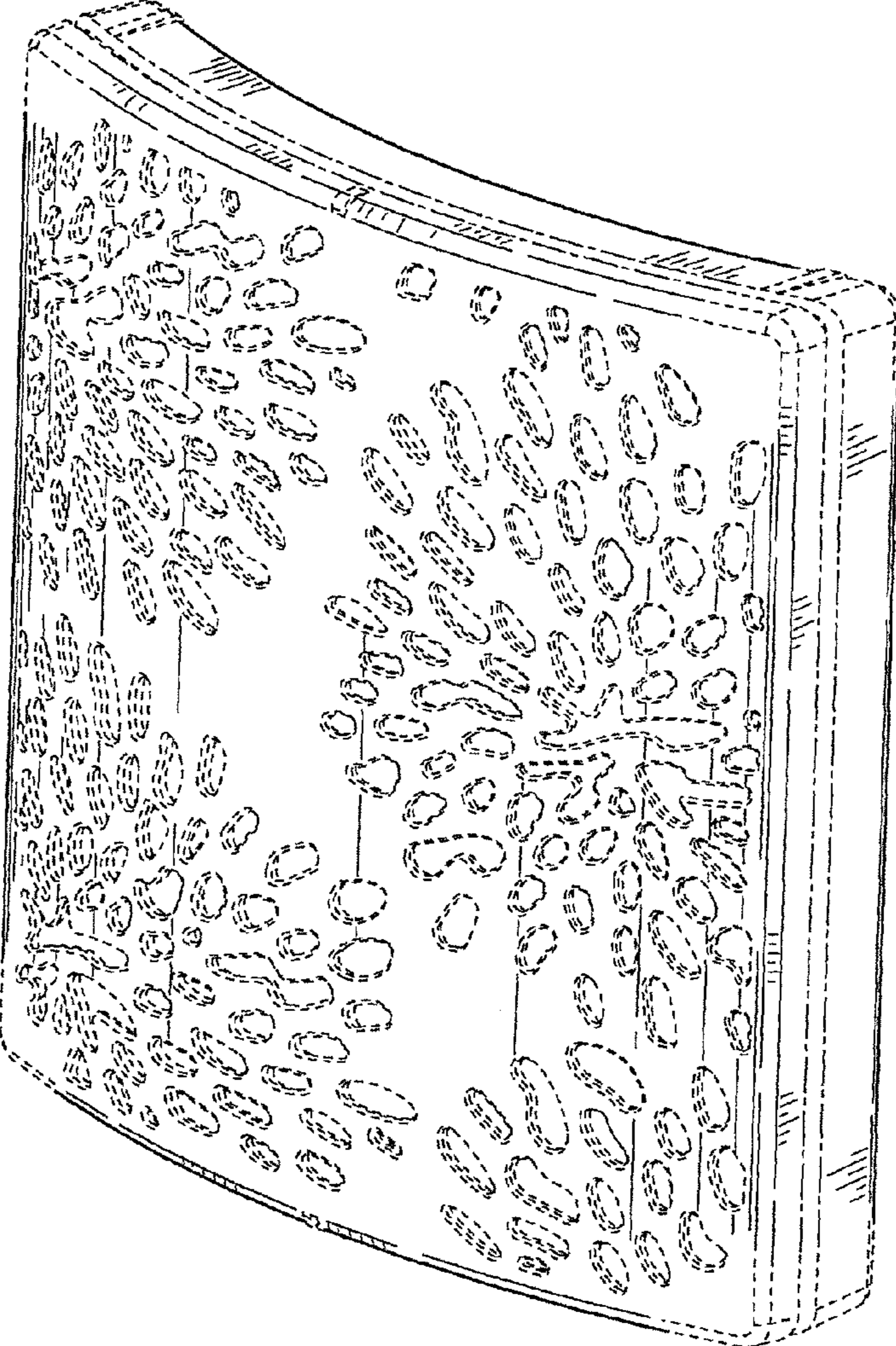


FIG. 1

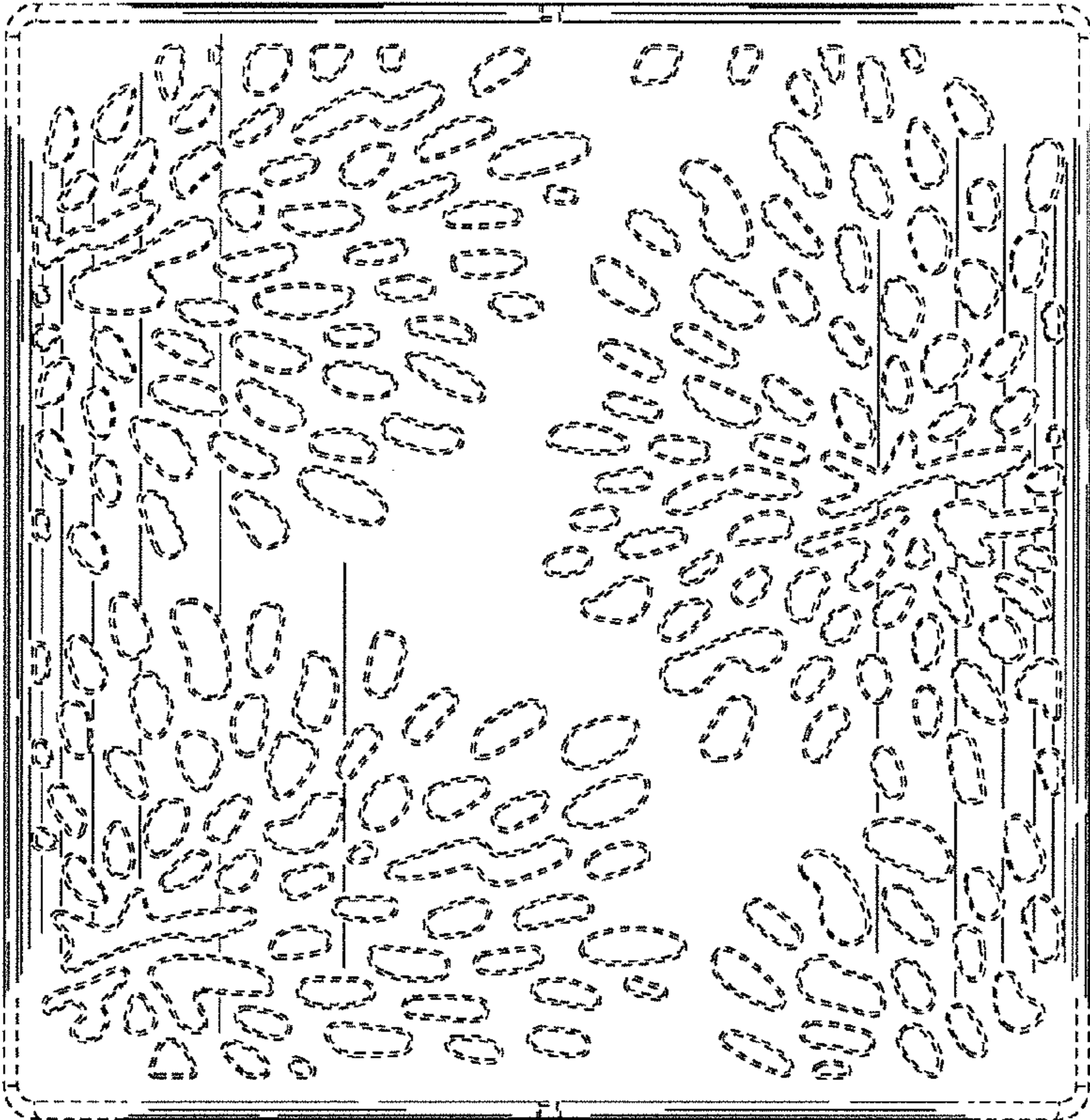


FIG. 2

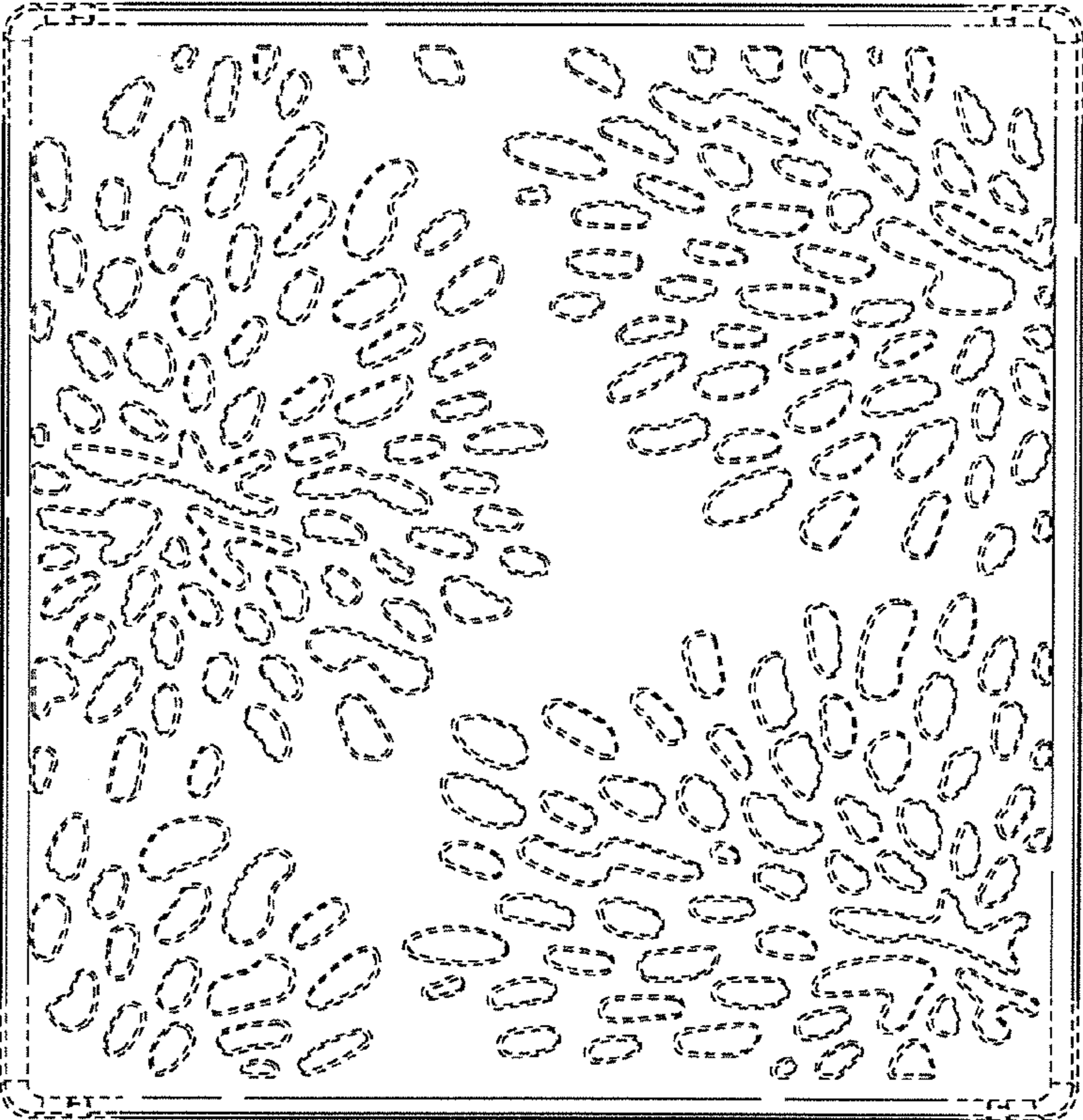


FIG. 3




FIG. 4




FIG. 5




FIG. 6