



US00D723149S

(12) **United States Design Patent**
Huang et al.

(10) **Patent No.:** **US D723,149 S**
(45) **Date of Patent:** **** Feb. 24, 2015**

(54) **DEHUMIDIFIER**

(56) **References Cited**

(71) Applicant: **Gree Electric Appliances, Inc. Of Zhuhai**, Guangdong (CN)

U.S. PATENT DOCUMENTS

(72) Inventors: **Hui Huang**, Guangdong (CN); **Lei Peng**, Guangdong (CN); **Sha Li**, Guangdong (CN); **Shaolin Chen**, Guangdong (CN); **Caihua Peng**, Guangdong (CN); **Ruisha Cai**, Guangdong (CN); **Yan Ruan**, Guangdong (CN); **Youmei Zhang**, Guangdong (CN); **Zhaigu Fu**, Guangdong (CN); **Jianqun Yang**, Guangdong (CN); **Li Zhang**, Guangdong (CN); **Zhi An**, Guangdong (CN); **Qihua Liu**, Guangdong (CN)

D578,629	S	*	10/2008	Yoo et al.	D23/333
D595,825	S	*	7/2009	Ohta et al.	D23/364
D597,643	S	*	8/2009	Chen	D23/364
D598,087	S	*	8/2009	Park et al.	D23/333
D603,497	S	*	11/2009	Choi	D23/364
D604,401	S	*	11/2009	Chun et al.	D23/359
D605,272	S	*	12/2009	Chun et al.	D23/359
D634,828	S	*	3/2011	Nakamura	D23/355
D640,361	S	*	6/2011	Boshuizen et al.	D23/366
D643,520	S	*	8/2011	Choi	D23/364
D644,312	S	*	8/2011	Tsuji	D23/364
D658,280	S	*	4/2012	Niki et al.	D23/364
D676,537	S	*	2/2013	Yoo et al.	D23/359

* cited by examiner

Primary Examiner — David Muller

(73) Assignee: **Gree Electric Appliances, Inc. Of Zhuhai**, Guangdong (CN)

(74) *Attorney, Agent, or Firm* — Koppel, Patrick, Heybl & Philpott

(**) Term: **14 Years**

(21) Appl. No.: **29/478,085**

(57) **CLAIM**

The ornamental design for a dehumidifier, shown and described.

(22) Filed: **Dec. 31, 2013**

(30) **Foreign Application Priority Data**

DESCRIPTION

Jul. 1, 2013 (CN) 2013 3 0298568

(51) **LOC (10) Cl.** **23-04**

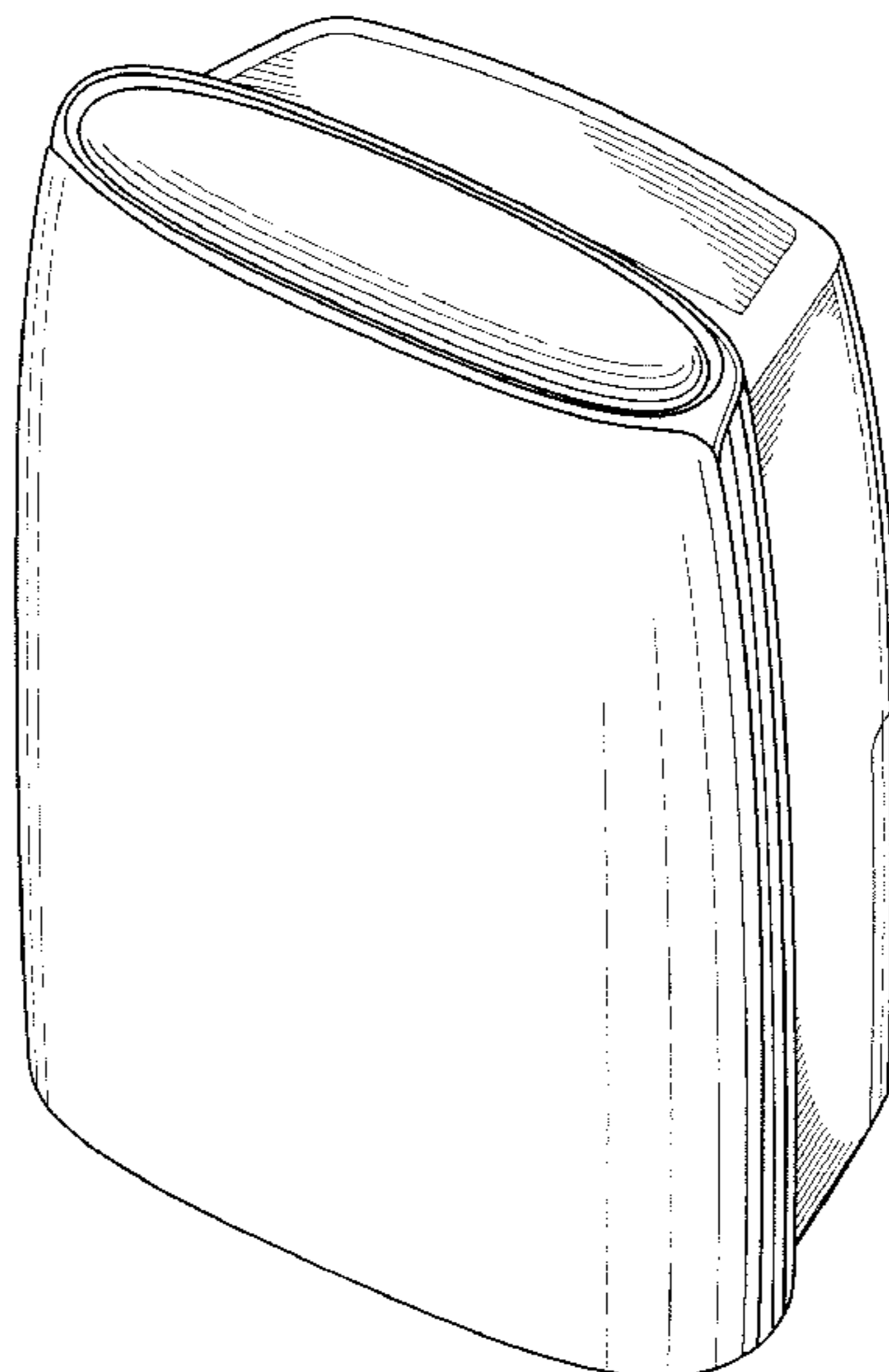
(52) **U.S. Cl.**
USPC **D23/359**

(58) **Field of Classification Search**
USPC D23/355-366, 352, 369, 332, 333, 335,
D23/336, 342, 351; 422/120, 122; 55/356,
55/473, 504; 96/97; D18/34.6;
261/DIG. 17, DIG. 65, DIG. 88, DIG. 31

FIG. 1 is a perspective view of a dehumidifier according to the present invention;
FIG. 2 is a front elevation view thereof;
FIG. 3 is a rear elevation view thereof;
FIG. 4 is a side elevation view thereof;
FIG. 5 is an opposite side elevation view thereof;
FIG. 6 is a top plan view thereof; and,
FIG. 7 is a bottom plan view thereof.

See application file for complete search history.

1 Claim, 3 Drawing Sheets



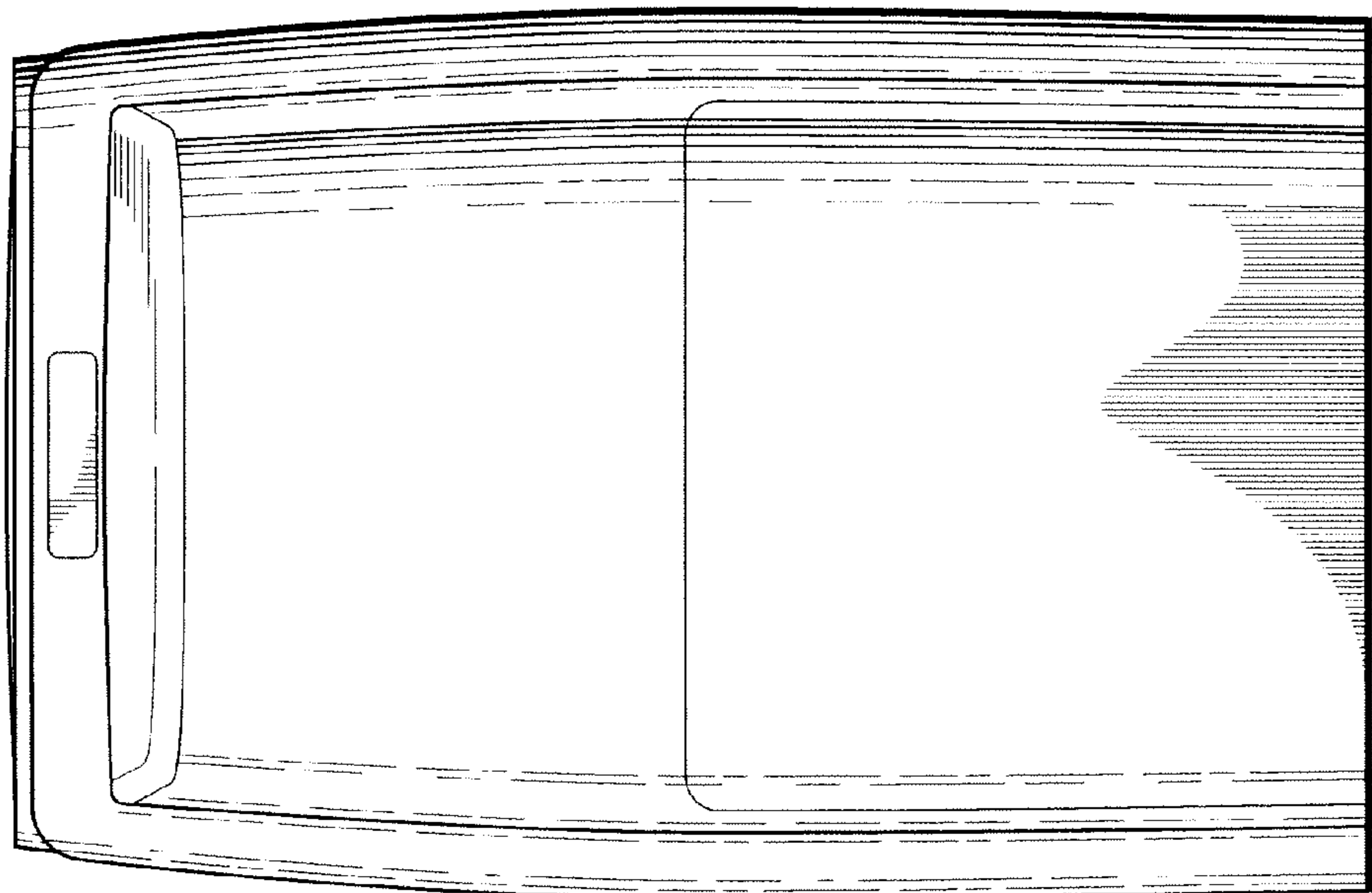


FIG. 2

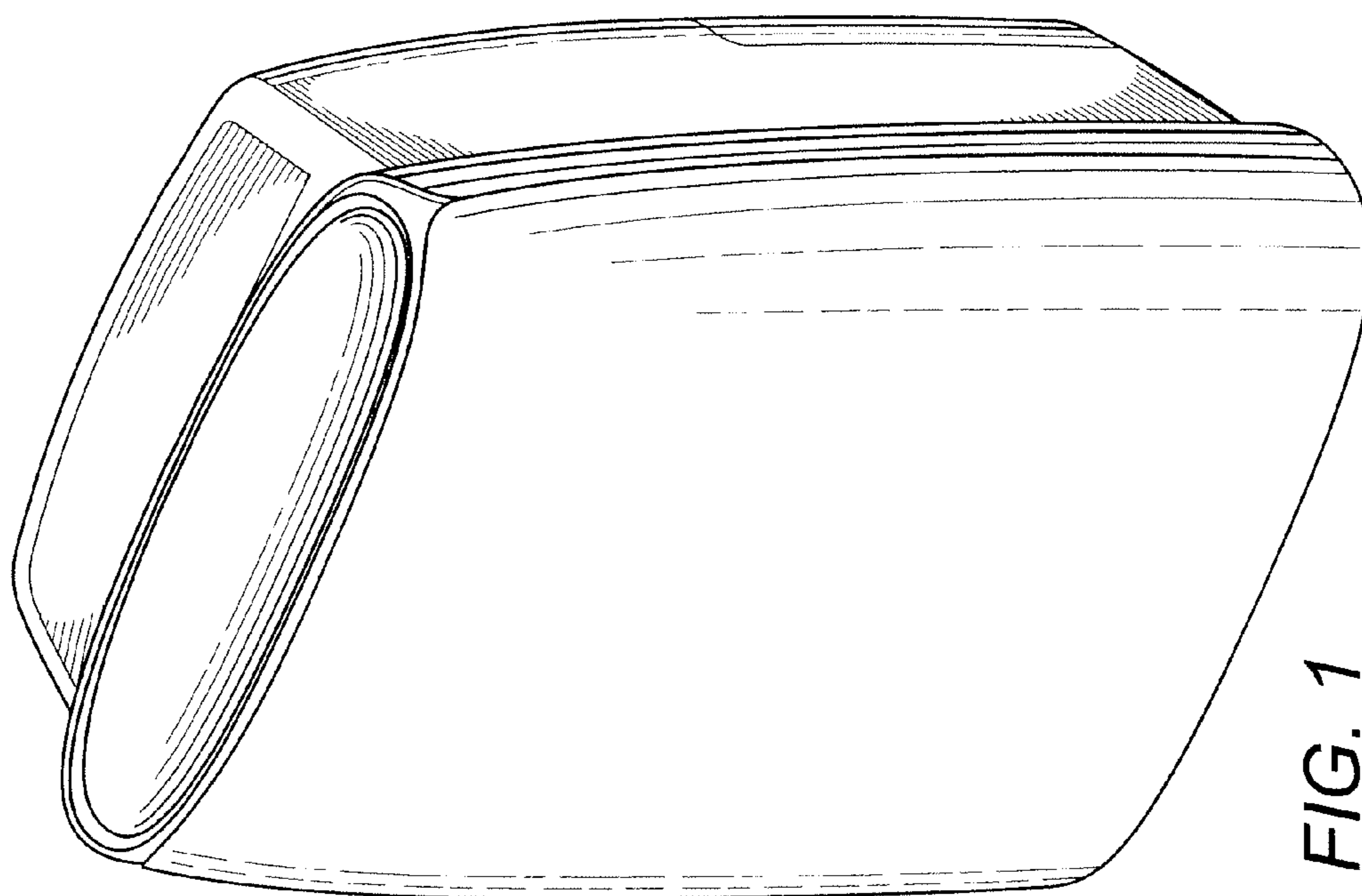


FIG. 1

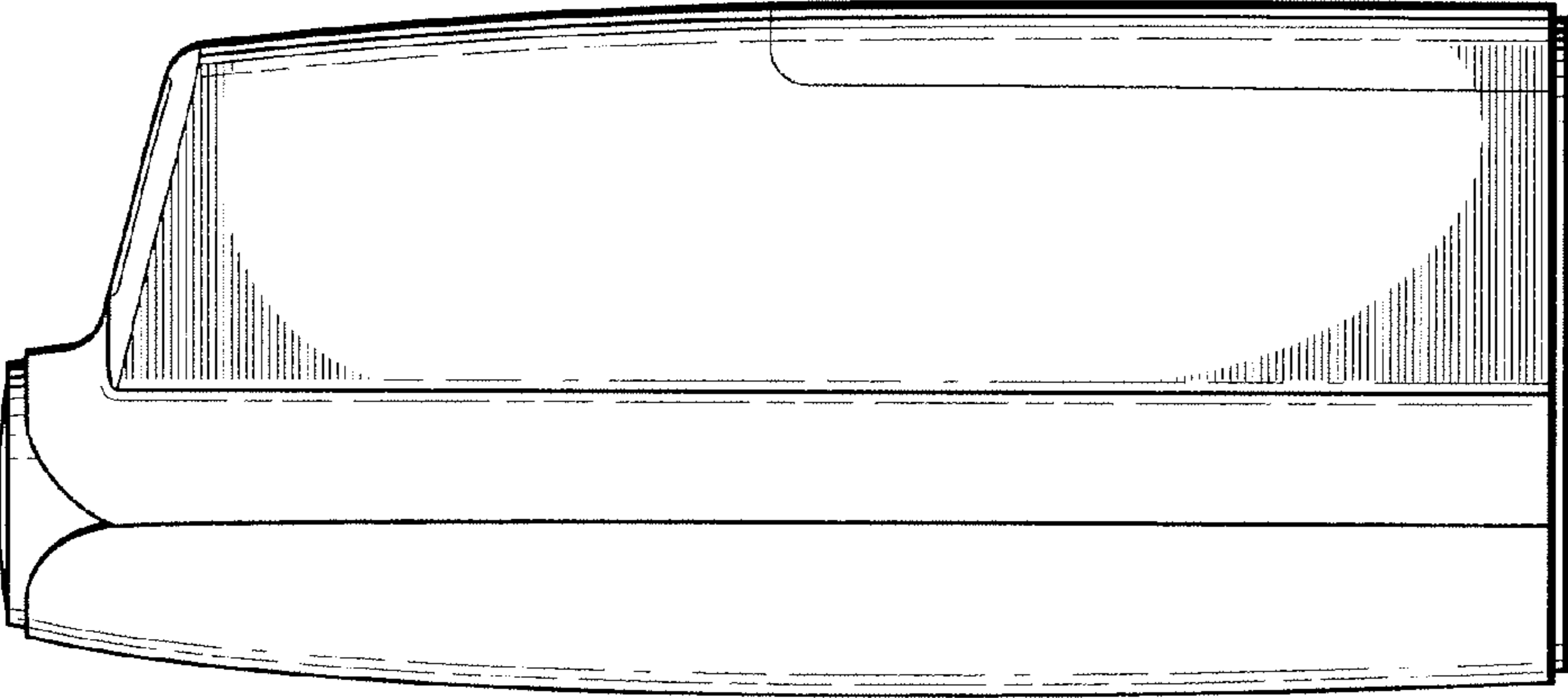


FIG. 4




FIG. 3

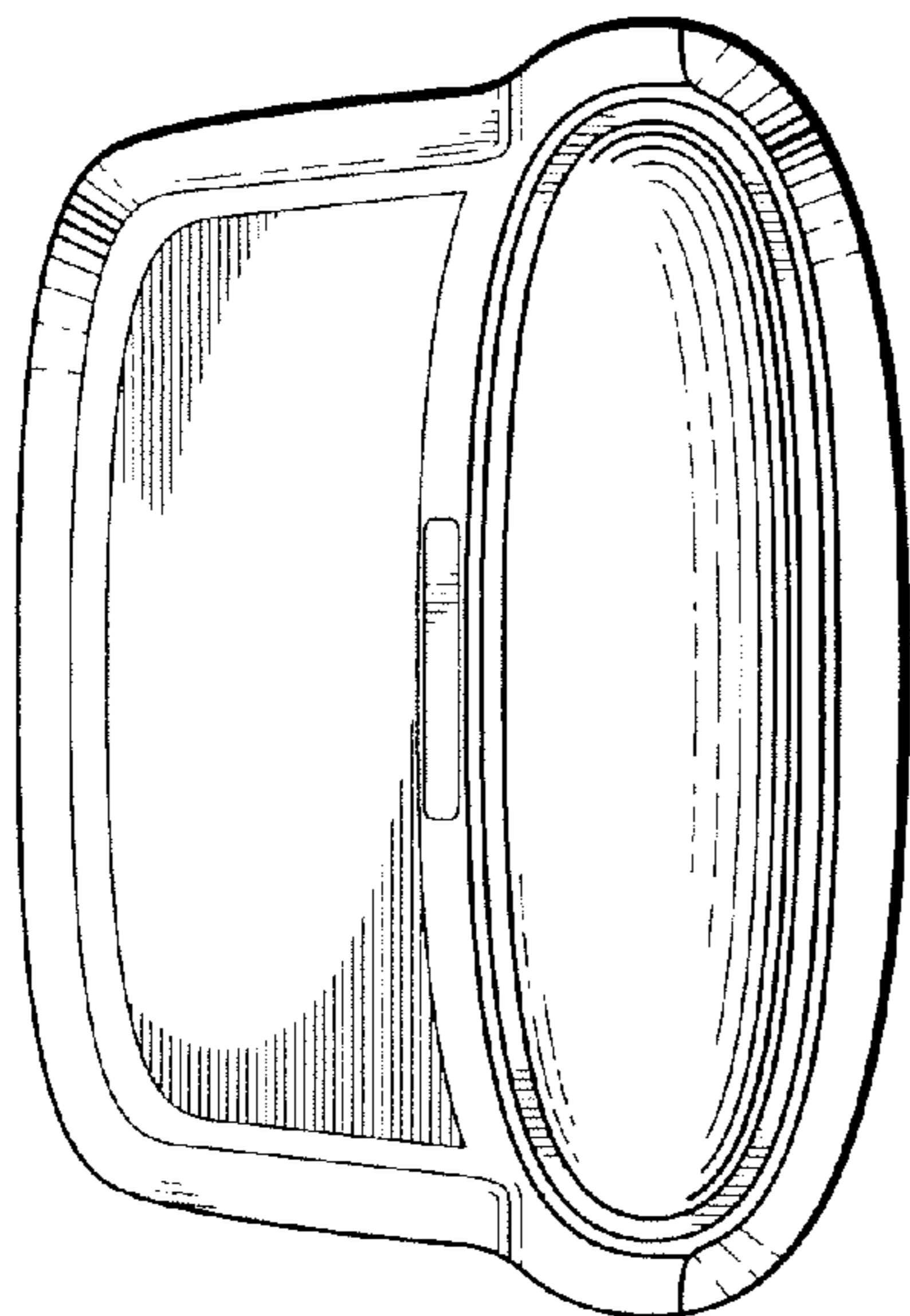


FIG. 6

FIG. 7

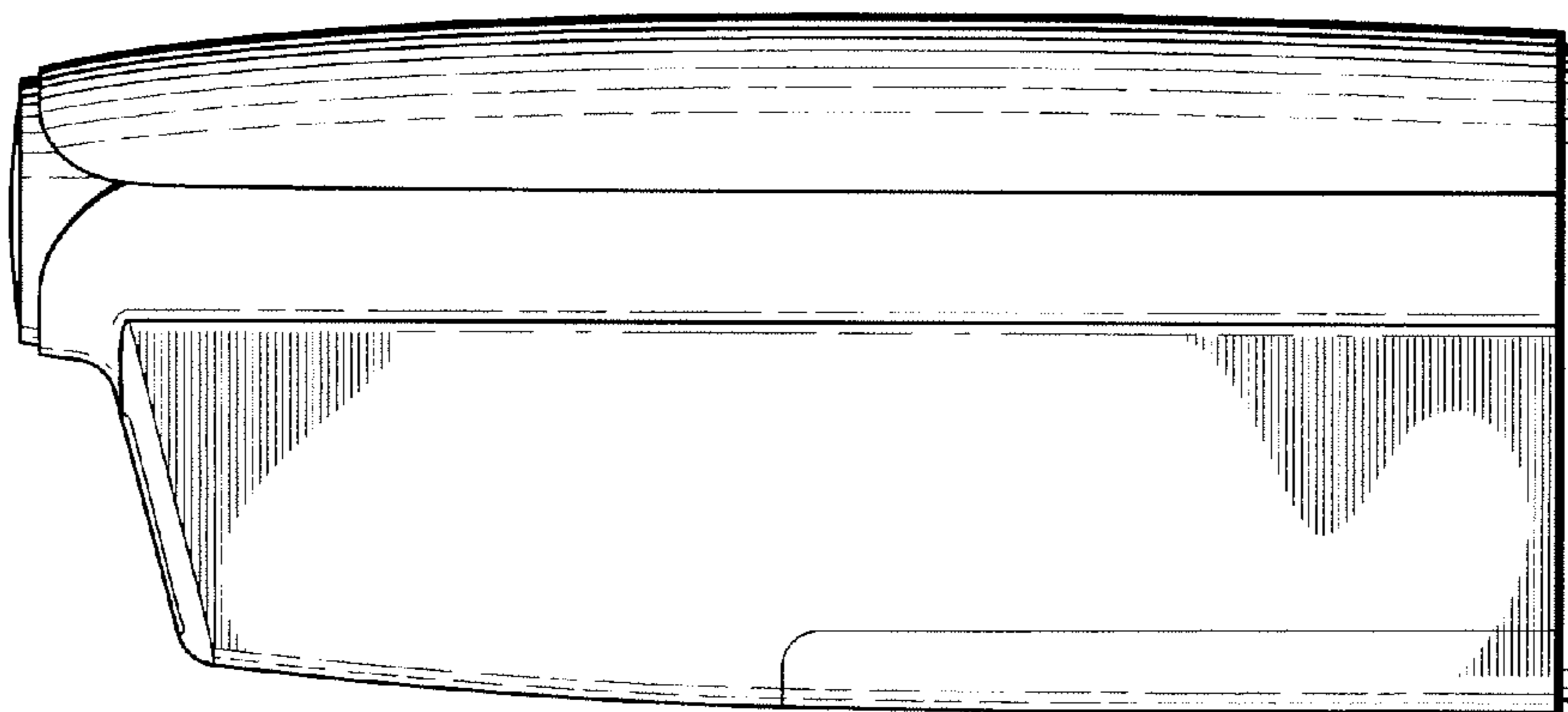
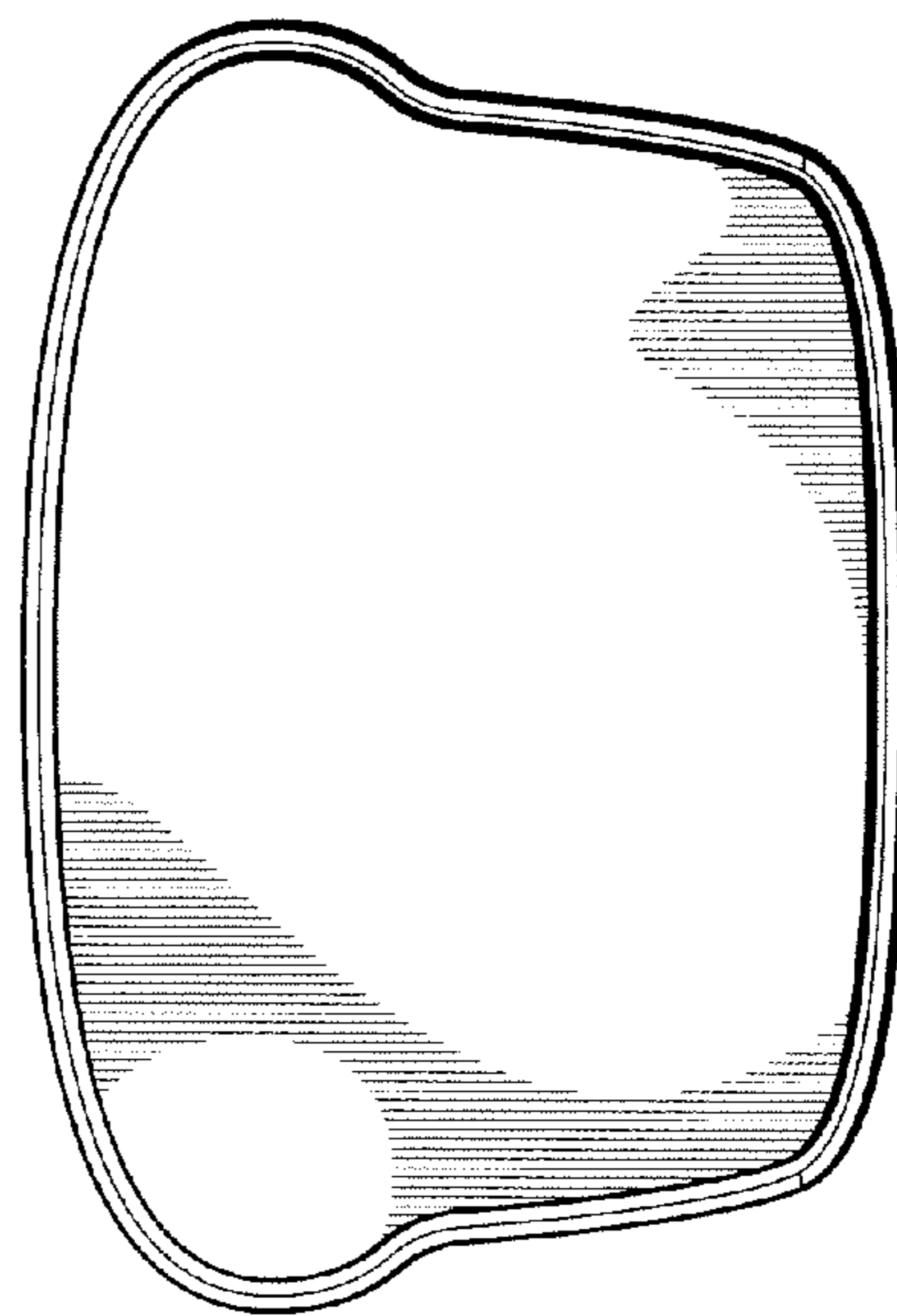


FIG. 5