

US00D723146S

(12) **United States Design Patent**
Lawrence et al.

(10) **Patent No.:** **US D723,146 S**
(45) **Date of Patent:** **** Feb. 24, 2015**

(54) **SQUARE FIRE PIT**
(71) Applicant: **Mortarless Technologies LLC**,
Rochester, NY (US)
(72) Inventors: **Travis Robert Lawrence**, Henderson,
MN (US); **Dirk Allan Terpstra**,
Oronoco, MN (US); **Brian A. Price**,
Rochester, MN (US)

7,007,687 B2 * 3/2006 Lewis 126/30
D535,370 S 1/2007 Jensen
D540,451 S 4/2007 Emalfarb
D603,037 S 10/2009 DeFouw et al.
D633,995 S 3/2011 Chiang
7,980,241 B1 7/2011 White
D644,723 S 9/2011 Price et al.
D644,724 S 9/2011 Price et al.
D648,428 S 11/2011 Price et al.
D654,580 S 2/2012 Price et al.

(Continued)

(73) Assignee: **Mortarless Technologies LLC**,
Rochester, MN (US)

OTHER PUBLICATIONS

(**) Term: **14 Years**

http://lh4.ggpht.com/-GAS1AepKO04/Ubc_IntOr2l/AAAAAAAAAKqE/RF34k4sJGPQ/s1600/Square-Firepit-by-Shouldice-Designer-Stone.JPG 1 page.*

(Continued)

(21) Appl. No.: **29/464,158**

(22) Filed: **Aug. 13, 2013**

Primary Examiner — T. Chase Nelson

(51) **LOC (10) Cl.** **23-03**

Assistant Examiner — Ania Aman

(52) **U.S. Cl.**
USPC **D23/343**

(74) *Attorney, Agent, or Firm* — Fish & Richardson P.C.

(58) **Field of Classification Search**
USPC D23/343, 345, 350, 404, 409, 406, 314;
126/500, 512, 25 R; 431/2
See application file for complete search history.

(57)

CLAIM

The ornamental design for a square fire pit, as shown and described.

DESCRIPTION

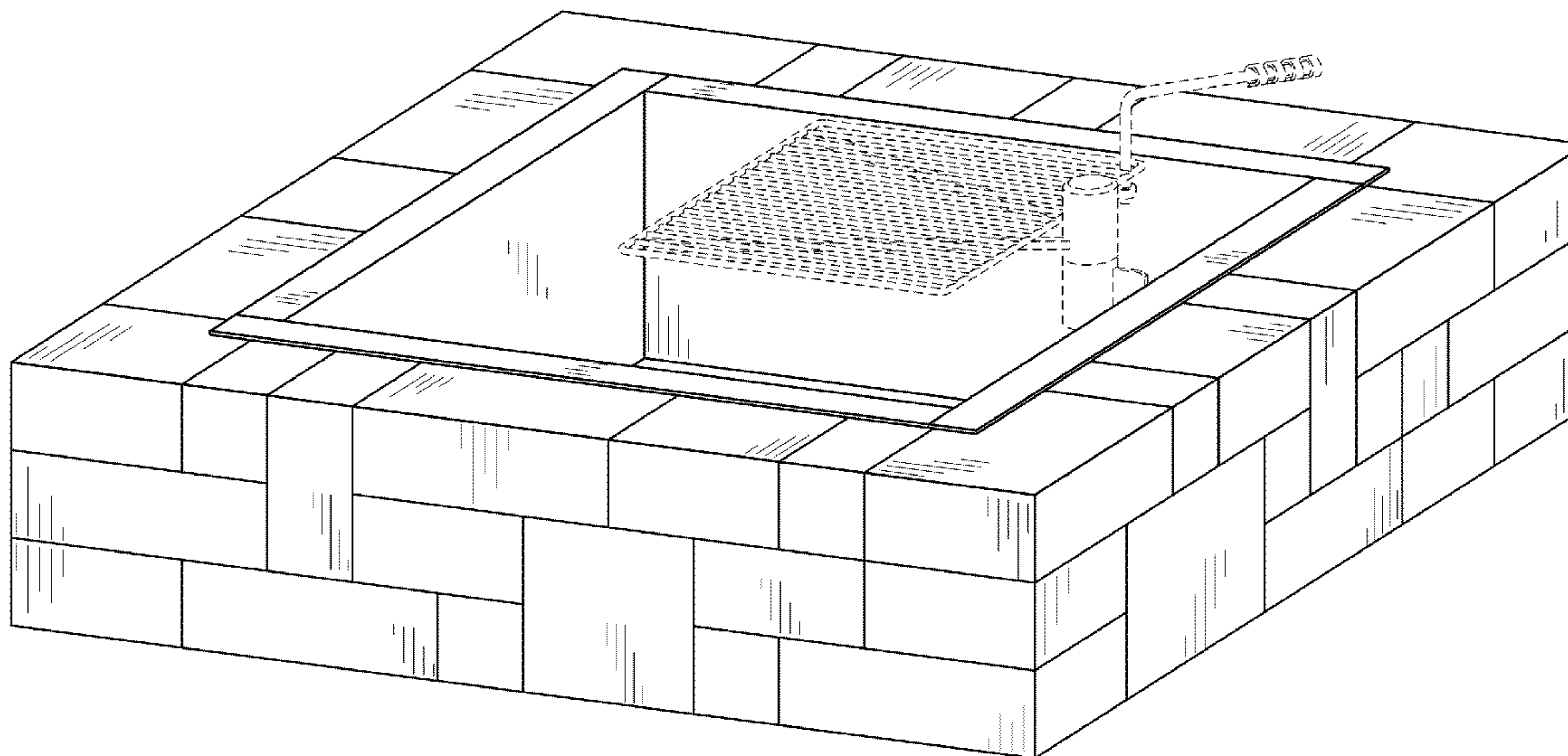
(56) **References Cited**

U.S. PATENT DOCUMENTS

988,920 A	4/1911	Wislicenus
2,648,326 A	8/1953	Epstein
2,728,334 A	12/1955	Paoella
3,363,369 A	1/1968	Miller
D265,499 S	7/1982	Bartsch
D302,204 S	7/1989	Gatton
5,094,050 A	3/1992	Jenkins
D396,166 S	7/1998	Pavlich
D438,943 S	3/2001	Coleman
D439,316 S	3/2001	Coleman
D468,416 S	1/2003	Coleman

FIG. 1 is a perspective view of a square fire pit.
FIG. 2 is a front view of the square fire pit of FIG. 1.
FIG. 3 is a back view of the square fire pit of FIG. 1.
FIG. 4 is a left side view of the square fire pit of FIG. 1.
FIG. 5 is a right side view of the square fire pit of FIG. 1.
FIG. 6 is a top view of the square fire pit of FIG. 1; and,
FIG. 7 is a bottom view of the square fire pit of FIG. 1.
The broken line shown in the drawings are for the purpose of illustrating portions of the article that form no part of the claimed design.

1 Claim, 5 Drawing Sheets



(56)

References Cited

U.S. PATENT DOCUMENTS

8,141,303	B2	3/2012	McDow, Jr. et al.
D664,635	S	7/2012	Price et al.
2002/0088457	A1	7/2002	McDonald
2007/0224560	A1	9/2007	Stainrod et al.
2011/0162634	A1	7/2011	Richard
2011/0214663	A1	9/2011	Cox
2012/0073561	A1	3/2012	Gregory
2012/0196232	A1	8/2012	Miller

OTHER PUBLICATIONS

<http://www.conklinlimestone.com/outdoor-living.html> 5 pages.*
<http://ideterbaik.com/8152/build-outdoor-fire-pit/outdoor-fire-pit-kits/attachment/outdoor-fire-pit-kits-dtpk> 3 pages.*
U.S. Appl. No. 29/464,160, filed Aug. 13, 2013, Lawrence.
U.S. Appl. No. 29/464,165, filed Aug. 13, 2013, Lawrence.

U.S. Appl. No. 29/425,845, filed Jun. 27, 2012, Price et al.
“Autumn’s Around the Corner—Get Your Fire Pit Today,” Southland Brick & Block [online] 2011 [retrieved on Apr. 19, 2011], Retrieved from the Internet: <URL: <http://www.southlandbrickandblock.com/autumns-around-the-corner-get-your-fire-pit-today/>> 3 pages.
“Fire Pits,” Hedberg Landscape & Masonry Supplies [online] [retrieved on Apr. 19, 2011], Retrieved from the Internet: <URL: <http://www.hedberglandscape.com/Products/Default.aspx?path=/1/21/107/677>>, 2 pages.
Jamestown Advanced Products, “Fire View Campfire Ring,” Part No. 14364-3, [online], retrieved on Jul. 16, 2013, Retrieved from the Internet: <<http://www.jamestownadvanced.com/ViewProduct.aspx?PartNum=14364-3>>, 2 pages.
“JIMCO Fire Pit Kit,” Jimco Stone Center [online] [retrieved on Apr. 19, 2011], Retrieved from the Internet: <URL: <http://www.jimcostone.com/firepitkit.php>>, 3 pages.

* cited by examiner

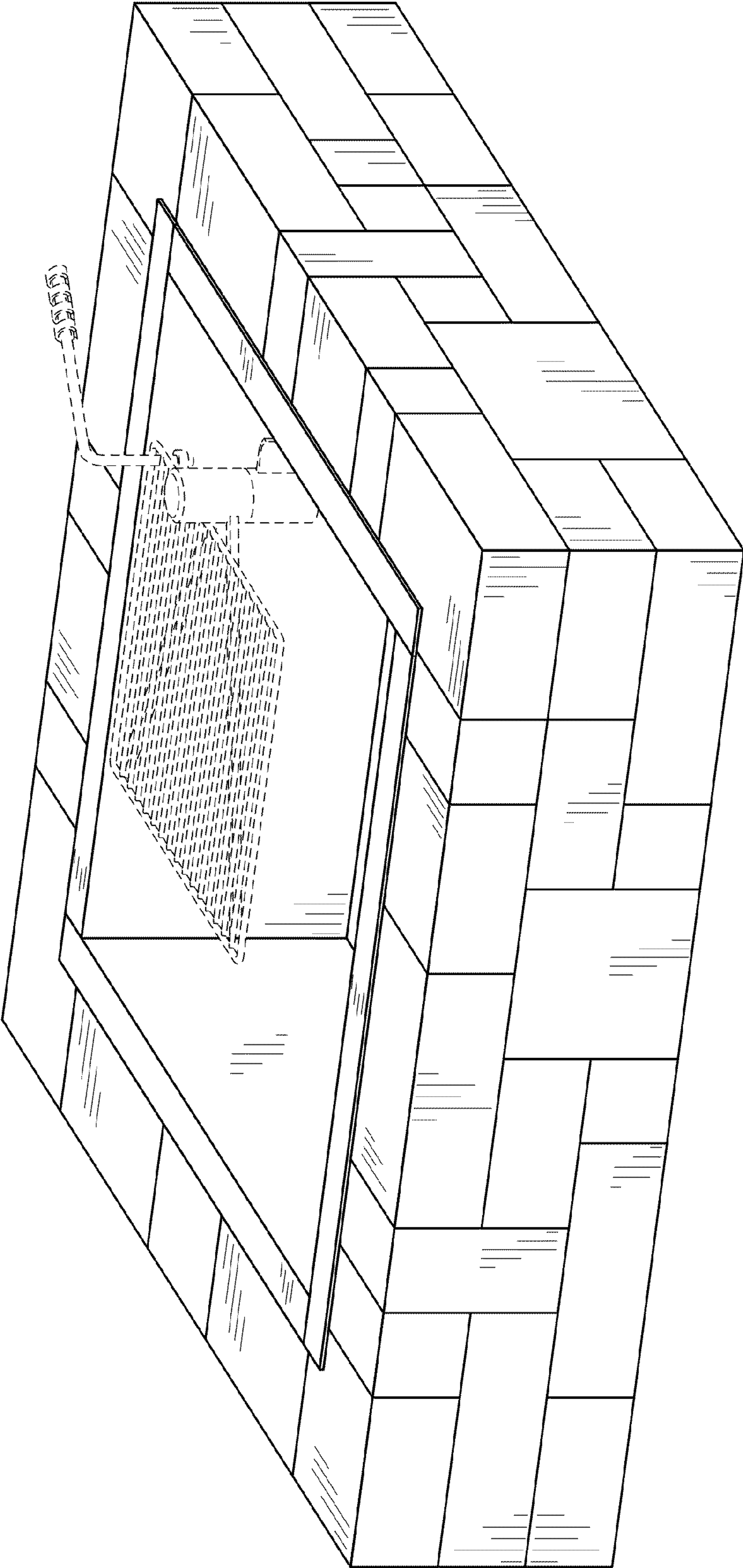


FIG. 1

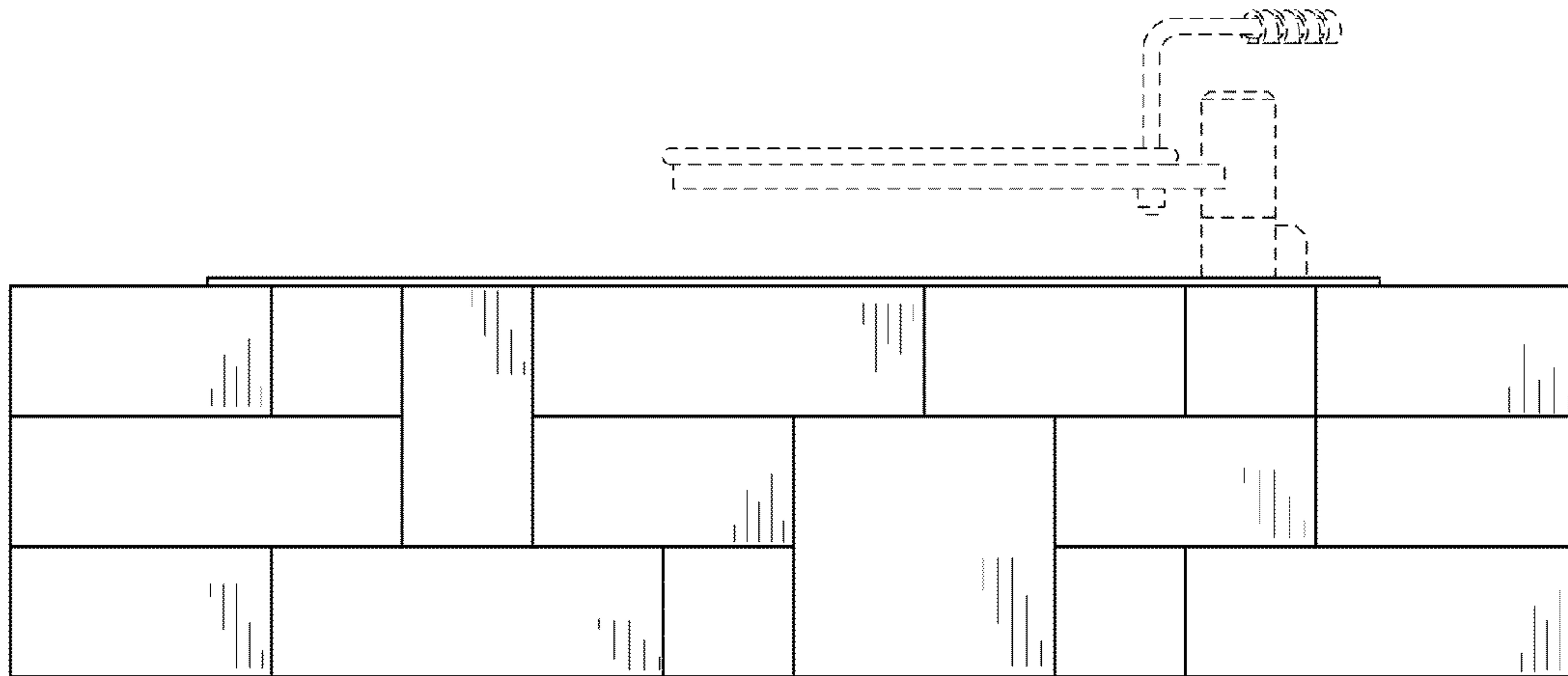


FIG. 2

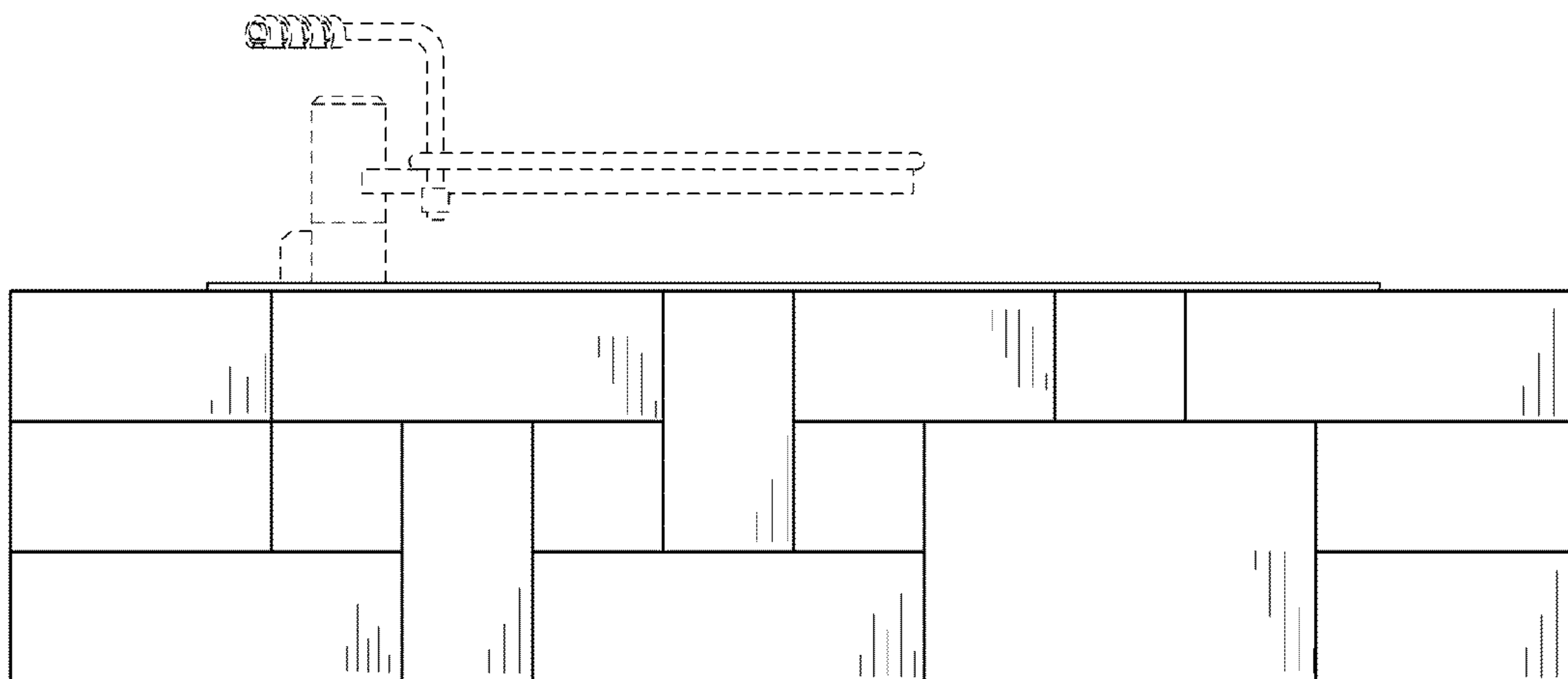


FIG. 3

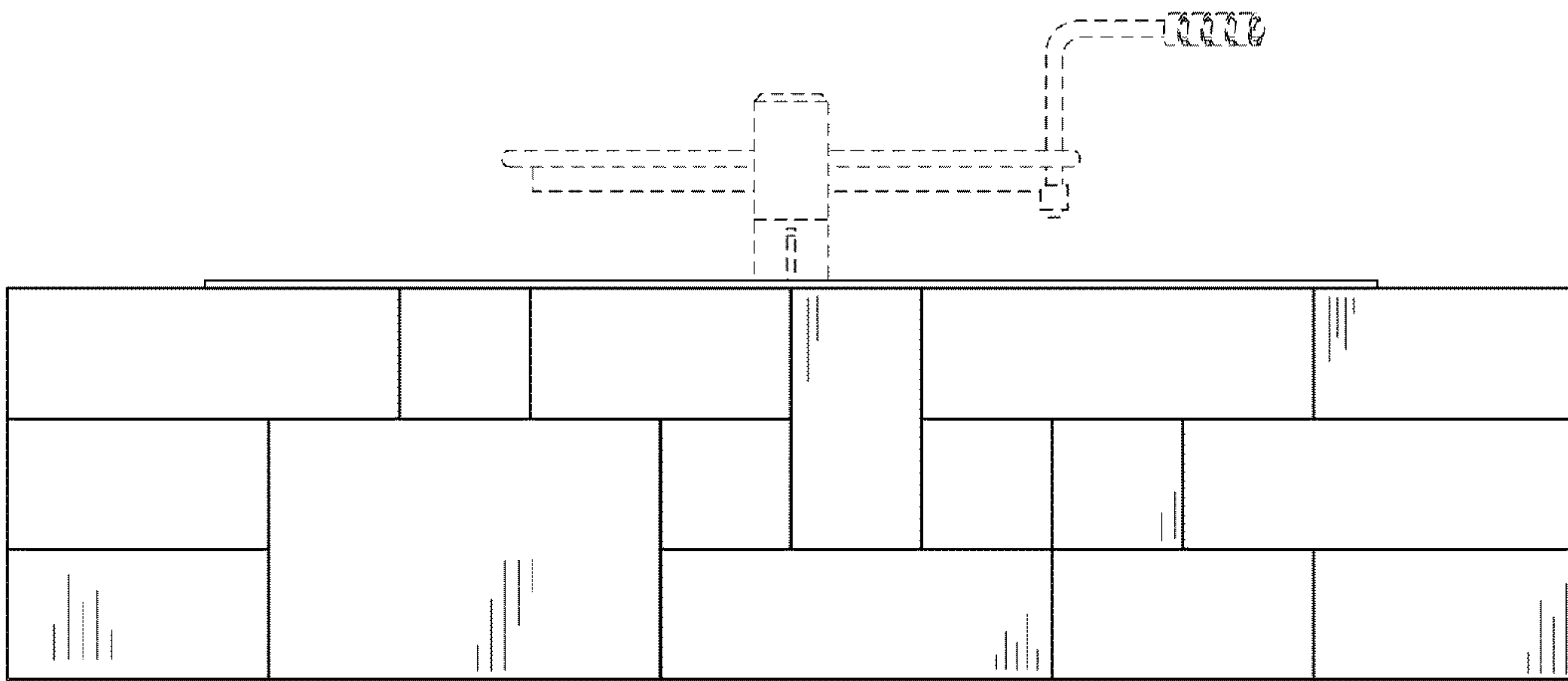


FIG. 4

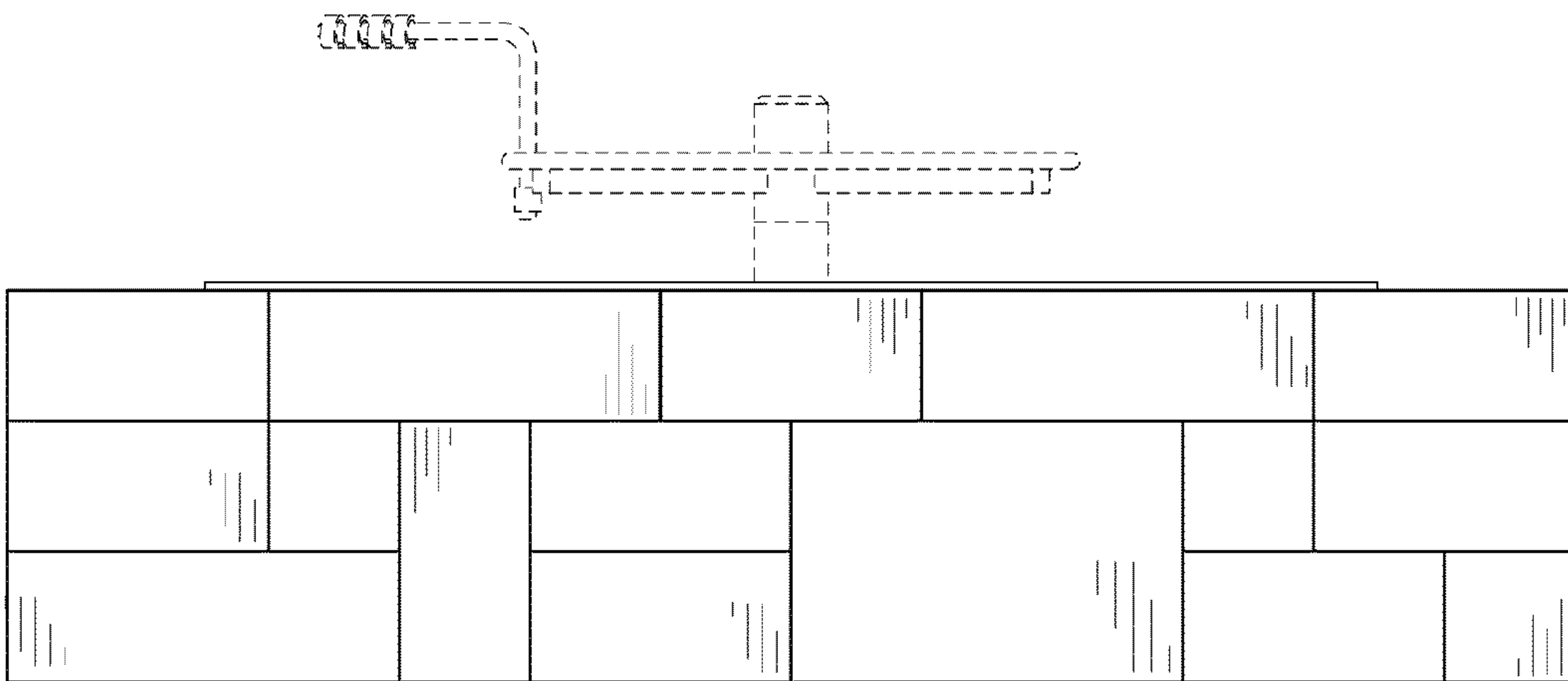


FIG. 5

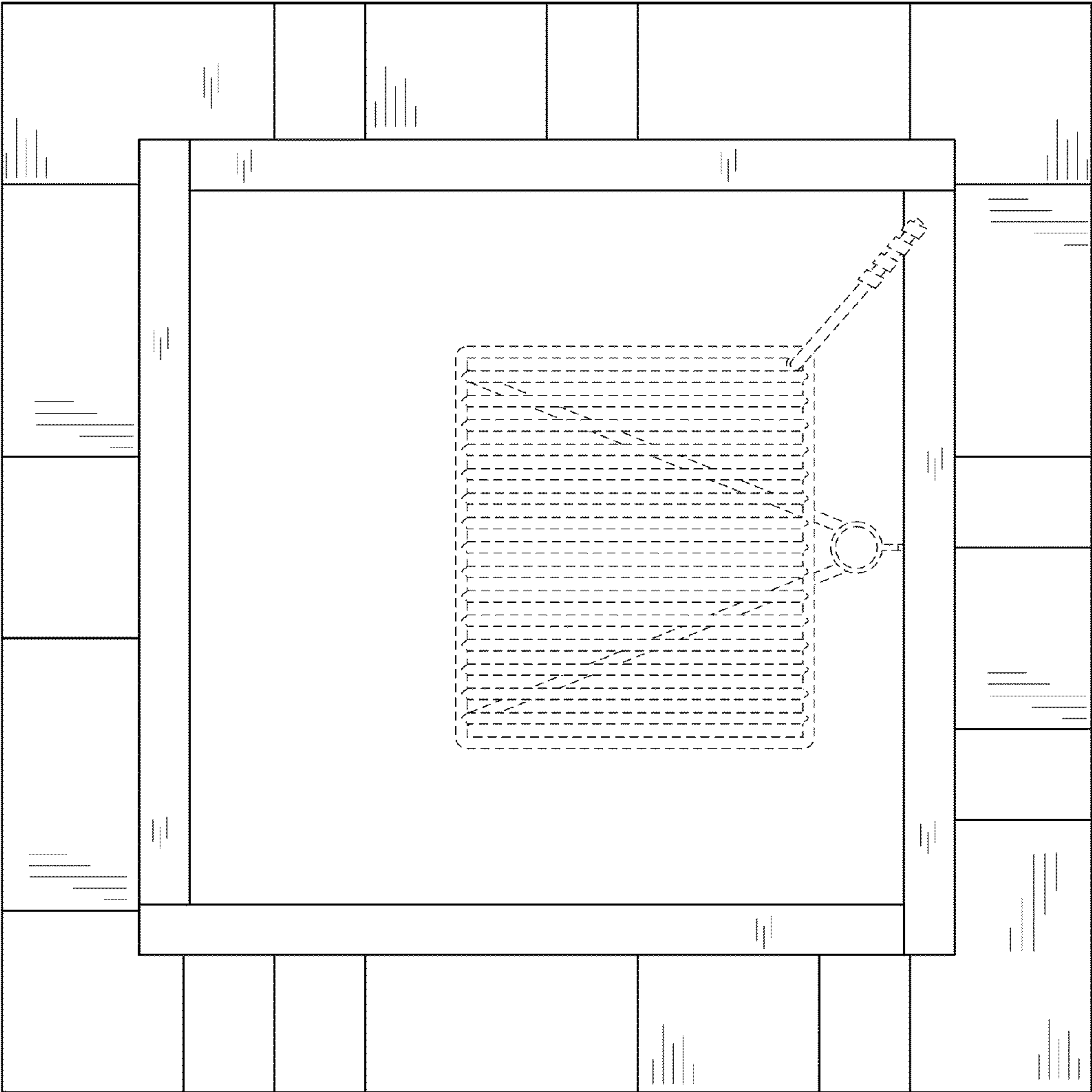


FIG. 6

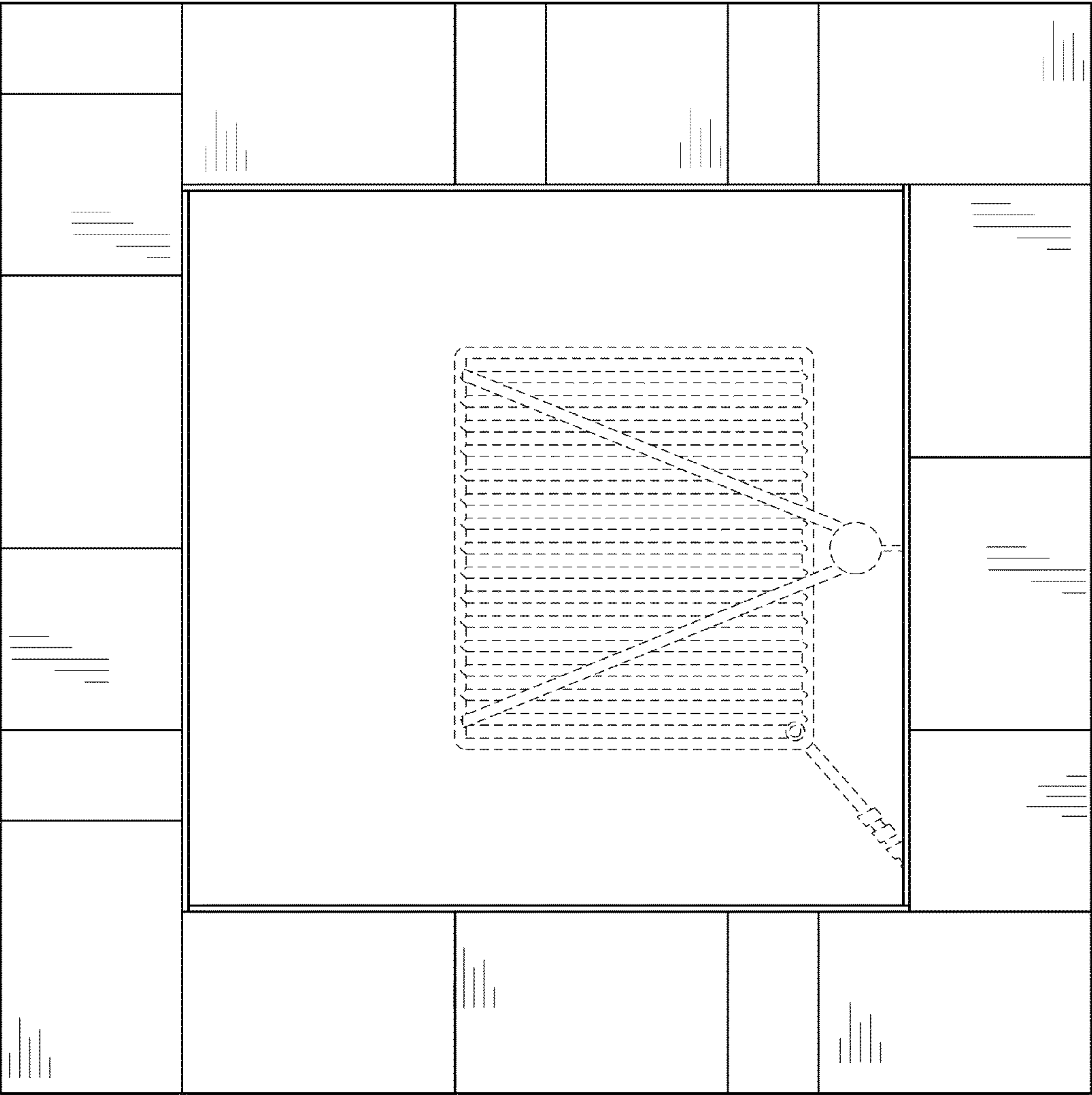


FIG. 7