



US00D723139S

(12) **United States Design Patent**
Bernoti

(10) **Patent No.:** **US D723,139 S**

(45) **Date of Patent:** **** Feb. 24, 2015**

(54) **DRAIN COVER**

(71) Applicant: **Carlos Bernoti**, Caracas (VE)

(72) Inventor: **Carlos Bernoti**, Caracas (VE)

(**) Term: **14 Years**

(21) Appl. No.: **29/490,712**

(22) Filed: **May 13, 2014**

(51) **LOC (10) Cl.** **23-01**

(52) **U.S. Cl.**
USPC **D23/260**

(58) **Field of Classification Search**
USPC D23/259, 260, 261, 262, 263, 264, 265;
D25/149, 150, 151, 152, 153, 154, 155,
D25/156, 157, 158, 159; D7/332; 210/162,
210/163, 164, 165, 166; 404/2, 3, 4; 4/651;
405/36, 118, 119

See application file for complete search history.

(56) **References Cited**

U.S. PATENT DOCUMENTS

D367,972	S *	3/1996	Valls et al.	D6/468
D422,061	S *	3/2000	Lee	D23/261
D492,425	S *	6/2004	Johnson	D25/155
D575,881	S *	8/2008	Diamond	D25/156
D632,518	S *	2/2011	Schmidt et al.	D6/561
8,043,497	B2 *	10/2011	Silverstein et al.	210/164
D672,439	S *	12/2012	Heiser et al.	D23/261
D685,925	S *	7/2013	Kim	D25/155
D685,926	S *	7/2013	Kim	D25/155
D685,927	S *	7/2013	Kim	D25/155
8,490,361	B2 *	7/2013	Curry et al.	52/592.4

D687,524	S *	8/2013	Heiser	D23/261
D687,525	S *	8/2013	Heiser	D23/261
D687,526	S *	8/2013	Heiser	D23/261
D687,527	S *	8/2013	Heiser et al.	D23/261
D687,575	S *	8/2013	Kim	D25/155
D689,989	S *	9/2013	Vessels et al.	D23/261
D693,946	S *	11/2013	Kim	D25/157
2008/0271232	A1 *	11/2008	Self	4/292
2012/0037553	A1 *	2/2012	Silverstein et al.	210/163

OTHER PUBLICATIONS

Catch Basin Kit with Cast Iron Deco Grate, Drainage Parts, drainagekits.com, Searched Sep. 17, 2014, <http://drainagekits.com/product/catch-basin-kit-ci-deco-9x9-grate-interlaken/>.*

* cited by examiner

Primary Examiner — Eric Goodman

Assistant Examiner — Steven Czyz

(74) *Attorney, Agent, or Firm* — Derek Fahey, Esq.

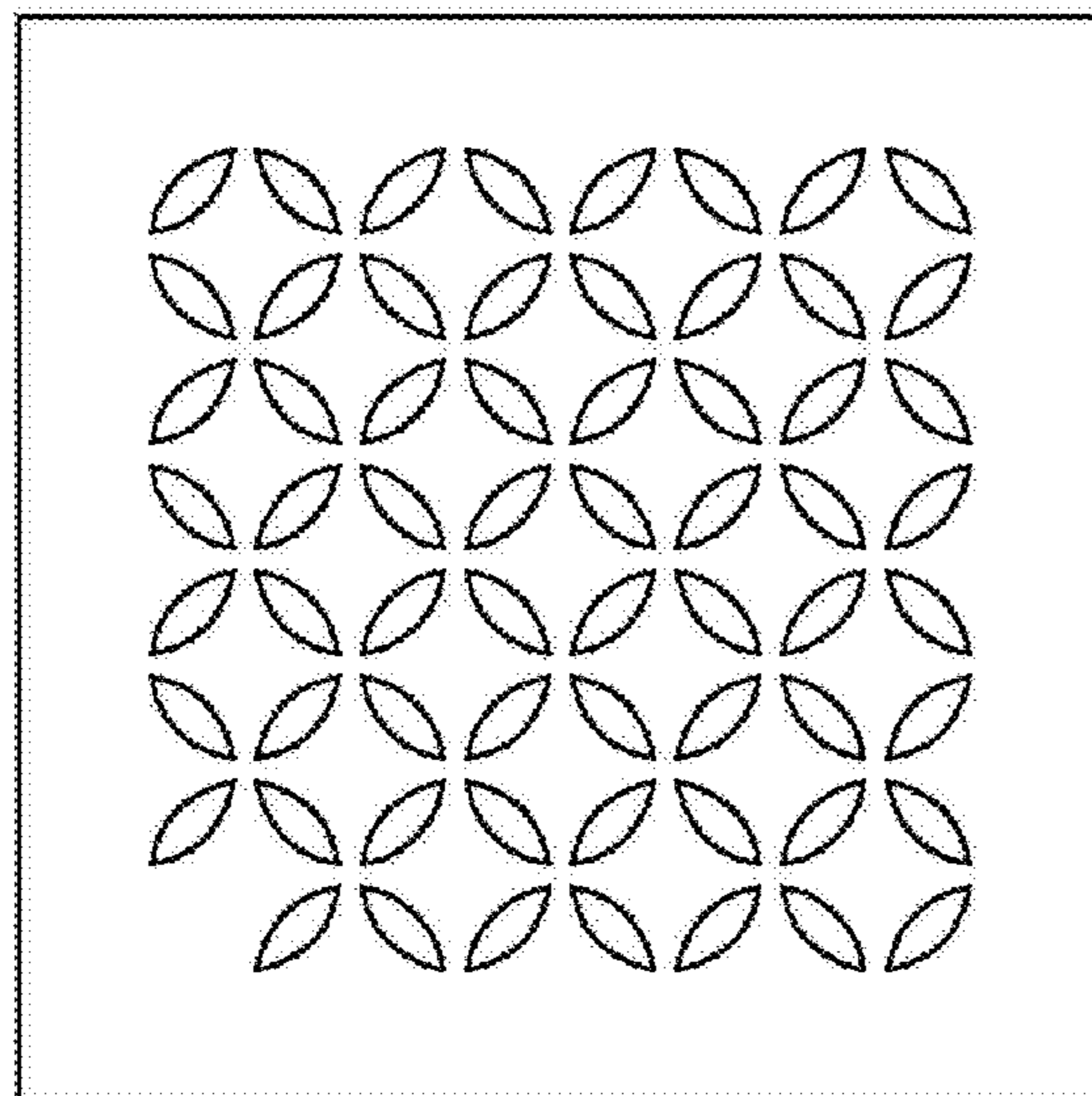
(57) **CLAIM**

The ornamental design for a drain cover, as shown and described.

DESCRIPTION

FIG. 1 is a top perspective view of the drain cover.
FIG. 2 is a bottom perspective view of the drain cover.
FIG. 3 is a top view of the drain cover.
FIG. 4 is a side view of the drain cover.
FIG. 5 is a bottom view of the drain cover; and,
FIG. 6 is another side view of the drain cover.

1 Claim, 1 Drawing Sheet



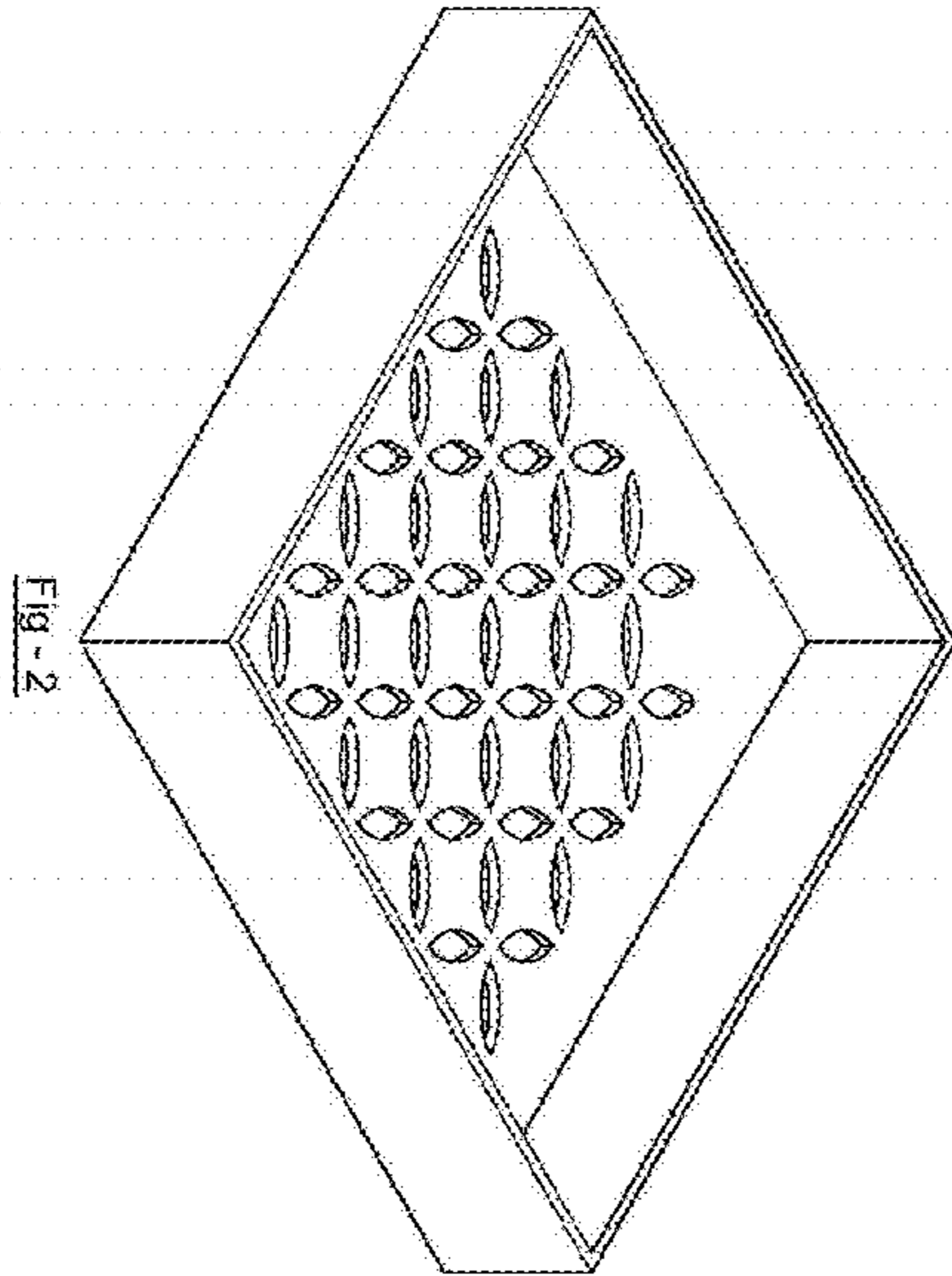


Fig - 2

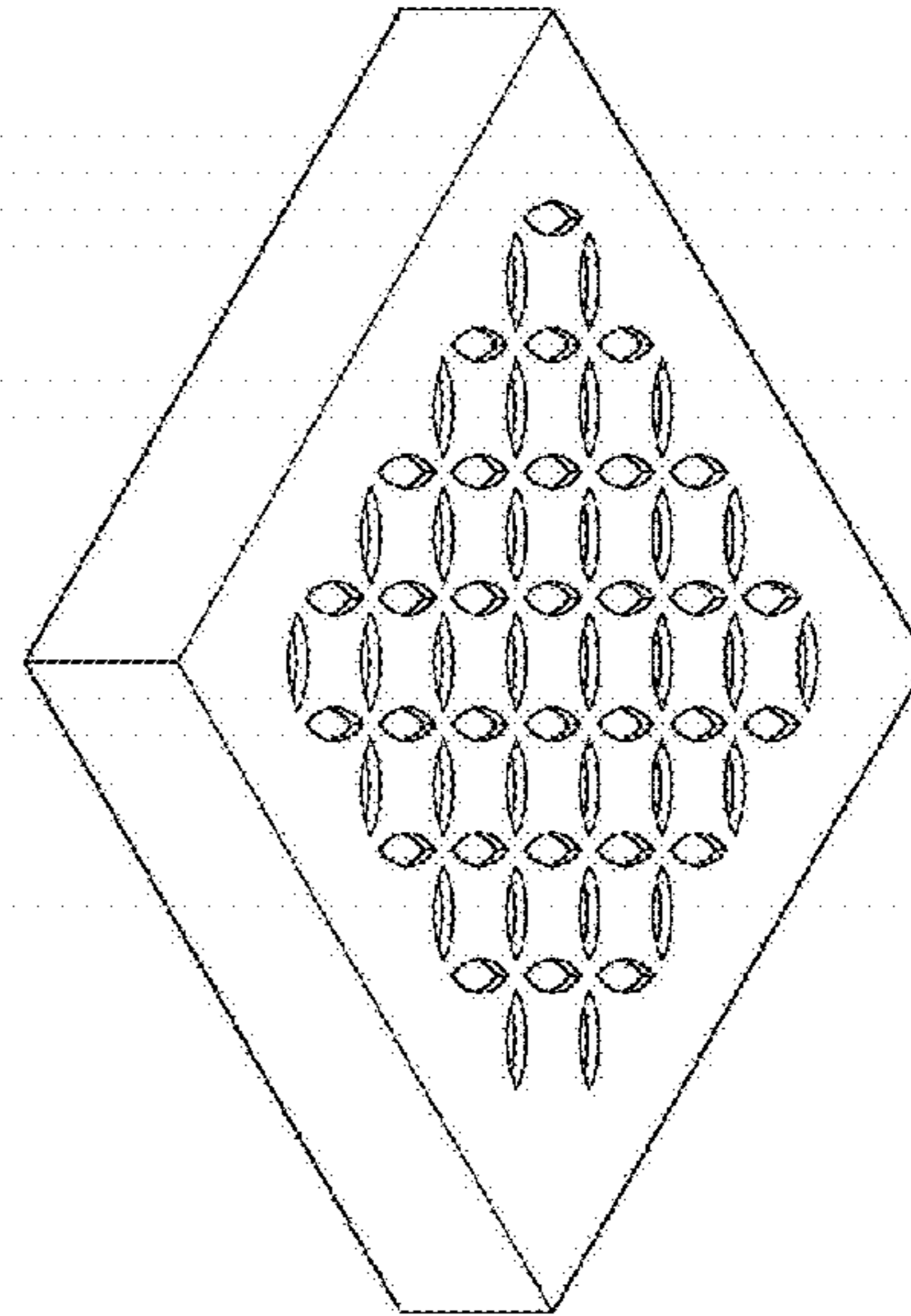


Fig - 1




Fig - 3



Fig - 4




Fig - 5




Fig - 6