

US00D723129S

(12) **United States Design Patent**
Santistevan et al.

(10) **Patent No.:** **US D723,129 S**

(45) **Date of Patent:** **** Feb. 24, 2015**

(54) **SINGLE SHOT LOADING TOOL**

(56) **References Cited**

(71) Applicants: **Henry Joseph Santistevan**, Trinidad, CO (US); **Mashell Cassandra Santistevan**, Trinidad, CO (US)

U.S. PATENT DOCUMENTS

2,708,319	A *	5/1955	Tratsch	434/18
4,079,525	A *	3/1978	Linton et al.	434/18
4,480,999	A *	11/1984	Witherell et al.	434/18
4,804,325	A *	2/1989	Willits et al.	434/22
2011/0111374	A1 *	5/2011	Charles et al.	434/19

(72) Inventors: **Henry Joseph Santistevan**, Trinidad, CO (US); **Mashell Cassandra Santistevan**, Trinidad, CO (US)

OTHER PUBLICATIONS

<http://www.youtube.com/watch?v=YBrYZ1aK8HM&feature=kp>.*

(73) Assignees: **Henry Joseph Santistevan**, Trinidad, CO (US); **Mashell Cassandra Santistevan**, Trinidad, CO (US)

* cited by examiner

Primary Examiner — Michael A Pratt

(**) Term: **14 Years**

(57) **CLAIM**

The ornamental design for the single shot loading tool, as shown.

(21) Appl. No.: **29/442,107**

DESCRIPTION

(22) Filed: **Apr. 15, 2013**

(51) **LOC (10) Cl.** **22-01**

(52) **U.S. Cl.**

USPC **D22/108**

(58) **Field of Classification Search**

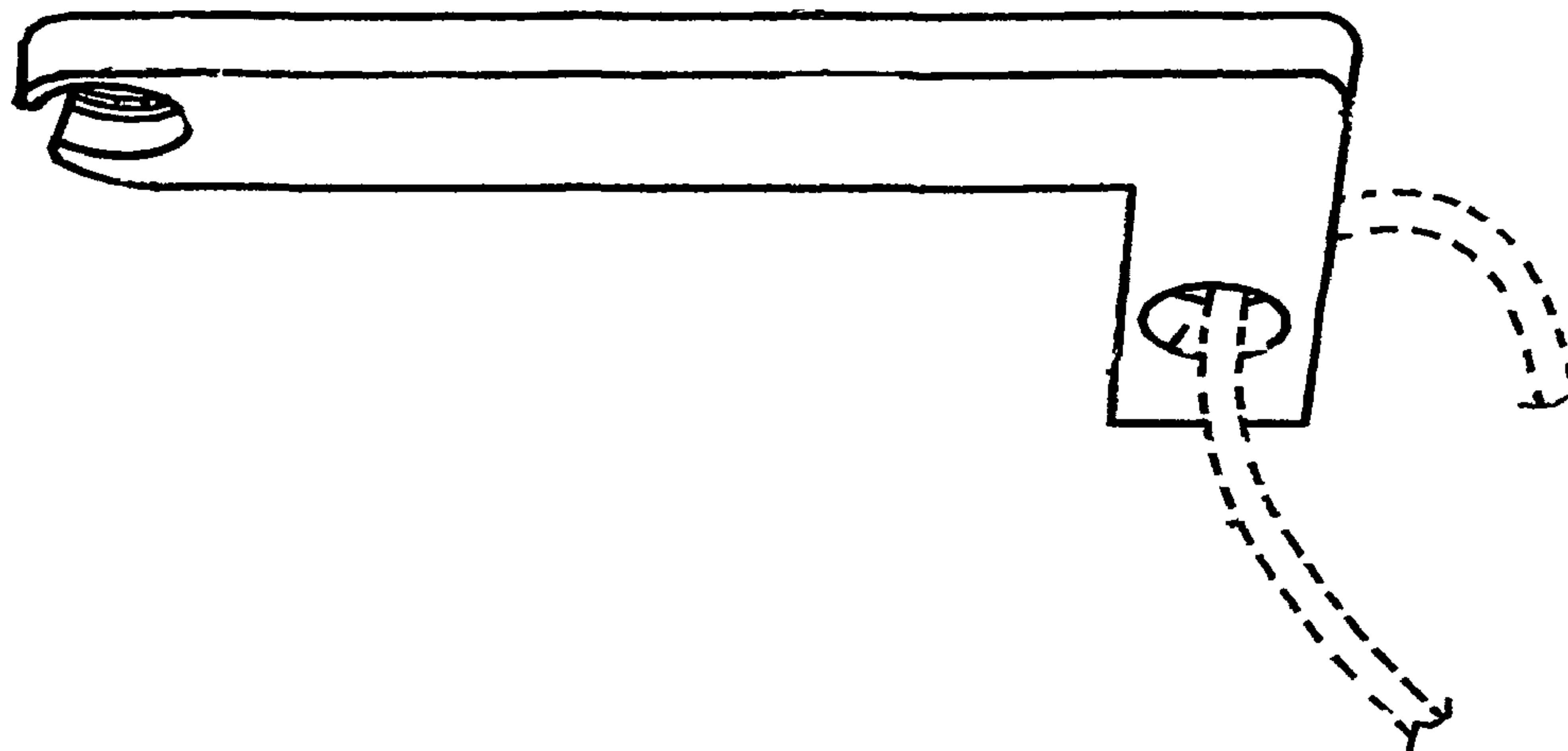
USPC D22/108, 199; D8/88, 395, 396; 89/33.01, 33.5, 45

FIG. 1: is a perspective view of the embodiment of the single shot loading tool; and, FIG. 2: is a perspective view of the single shot loading tool engaging a front portion of the cartridge which is aligned for reception into a firearm.

The broken line showing in FIGS. 1 and 2 is included for the purpose of illustrating environment and forms no part of the claimed design.

See application file for complete search history.

1 Claim, 1 Drawing Sheet



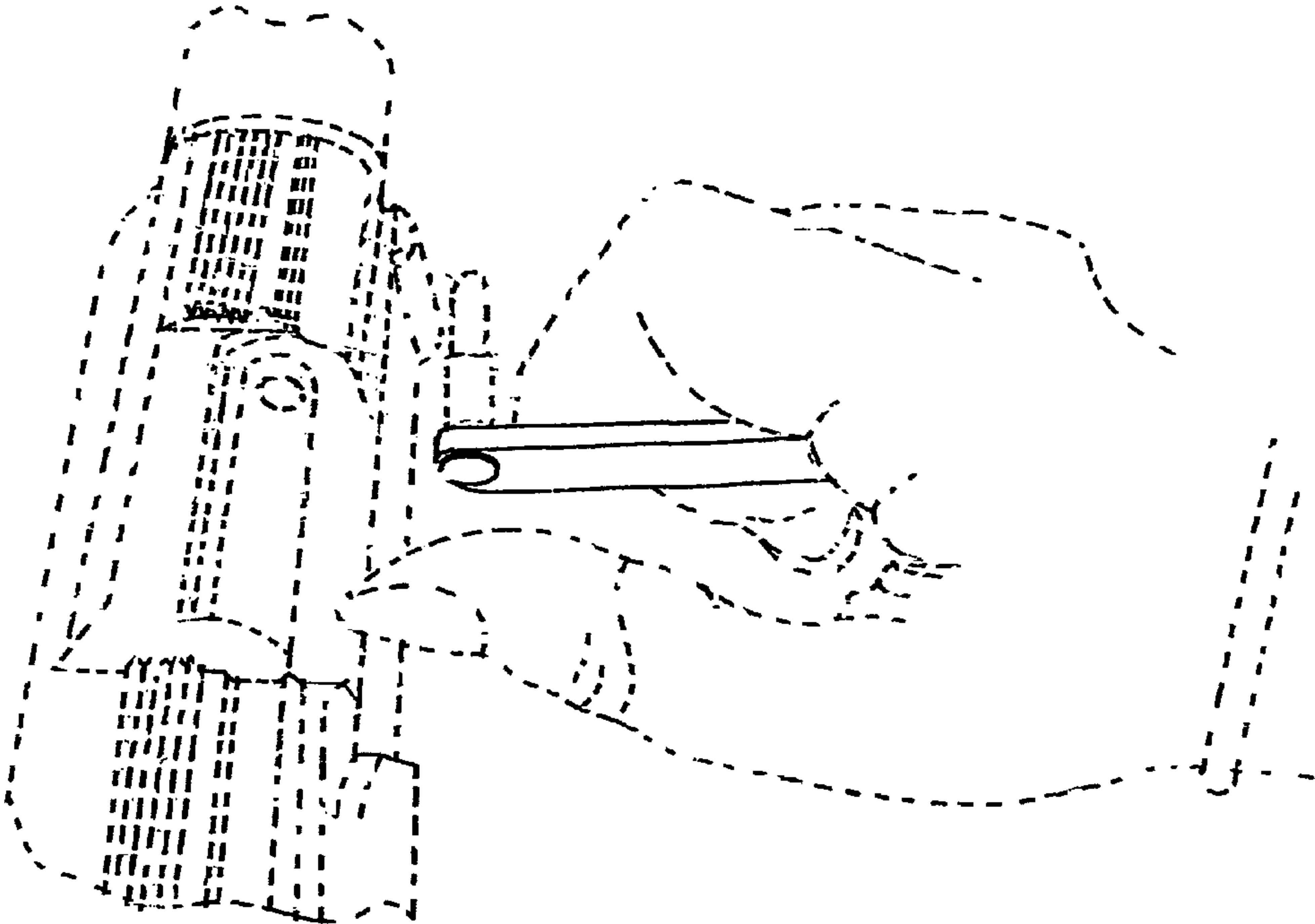
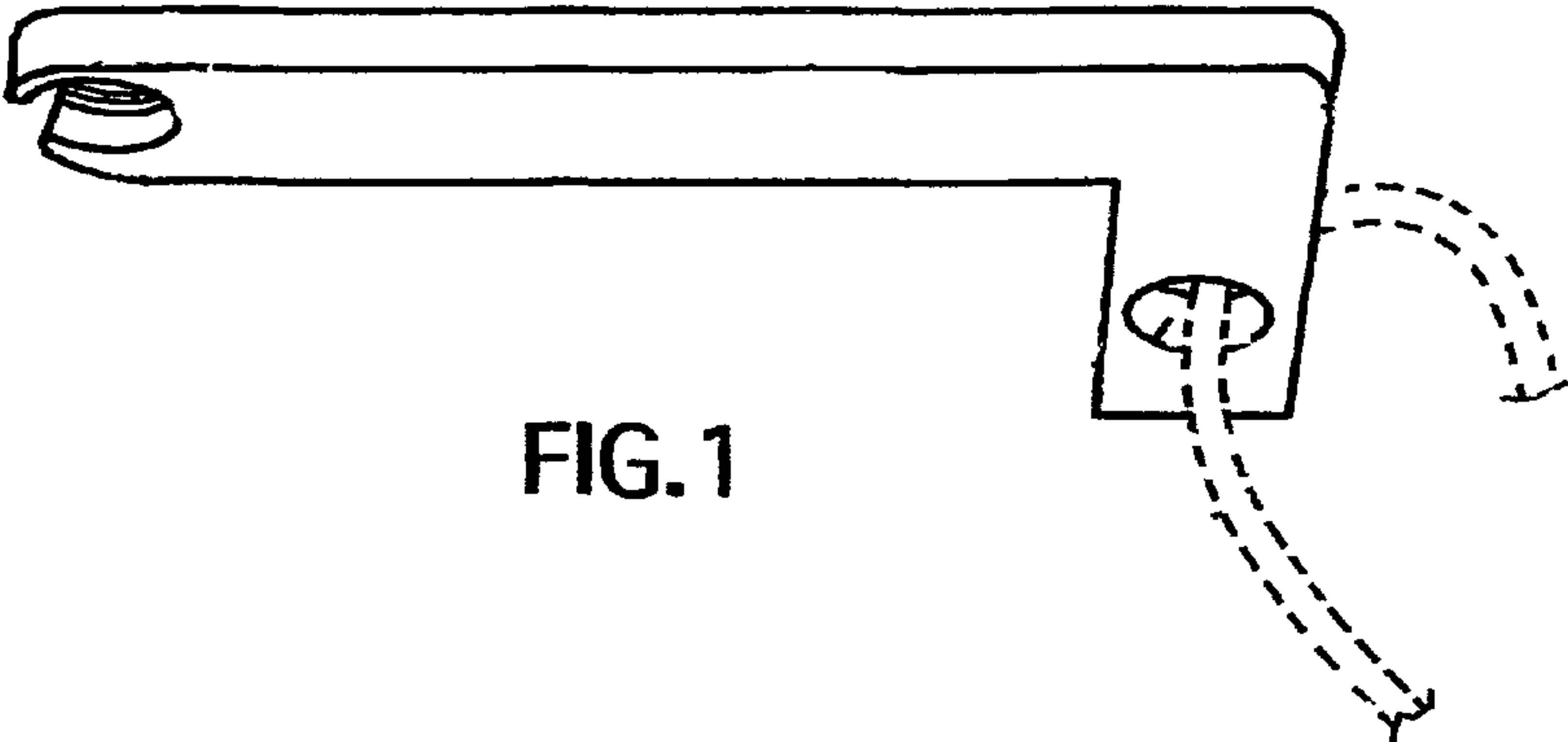


FIG. 2