



US00D723124S

(12) **United States Design Patent**  
**Hiroki**

(10) **Patent No.:** **US D723,124 S**  
(45) **Date of Patent:** **\*\* Feb. 24, 2015**

- (54) **GOLF TRAINING AID**
- (71) Applicant: **Callaway Golf Company**, Carlsbad, CA (US)
- (72) Inventor: **Terakado Hiroki**, Tokyo (JP)
- (73) Assignee: **Callaway Golf Company**, Carlsbad, CA (US)
- (\*\*) Term: **14 Years**
- (21) Appl. No.: **29/483,223**
- (22) Filed: **Feb. 26, 2014**
- (51) **LOC (10) Cl.** ..... **21-02**
- (52) **U.S. Cl.**  
USPC ..... **D21/791**
- (58) **Field of Classification Search**  
USPC ..... D21/789, 791; 473/257-262, 219, 270, 473/229, 221, 265, 173, 278  
See application file for complete search history.

D558,849 S *	1/2008	Taira et al.	.....	D21/791
D632,749 S *	2/2011	Montgomery	.....	D21/791
D635,214 S *	3/2011	Johansen	.....	D21/791
D672,001 S *	12/2012	Whitfield	.....	D21/791
D697,158 S *	1/2014	Wilkie	.....	D21/791

**FOREIGN PATENT DOCUMENTS**

JP	1482650	3/2013
JP	1474019	7/2013

\* cited by examiner

*Primary Examiner* — Mitchell Siegel

(74) *Attorney, Agent, or Firm* — Rebecca Hanovice; Sonia Lari; Michael A. Catania

(57) **CLAIM**

The ornamental design for a golf training aid, as shown and described.

**DESCRIPTION**

FIG. 1 is a top perspective view of a golf training aid as claimed herein;

FIG. 2 is a top plan view thereof;

FIG. 3 is a bottom plan view thereof;

FIG. 4 is a right side elevational view thereof;

FIG. 5 is a left side elevational view thereof;

FIG. 6 is an end view thereof; and,

FIG. 7 is an opposite end view thereof.

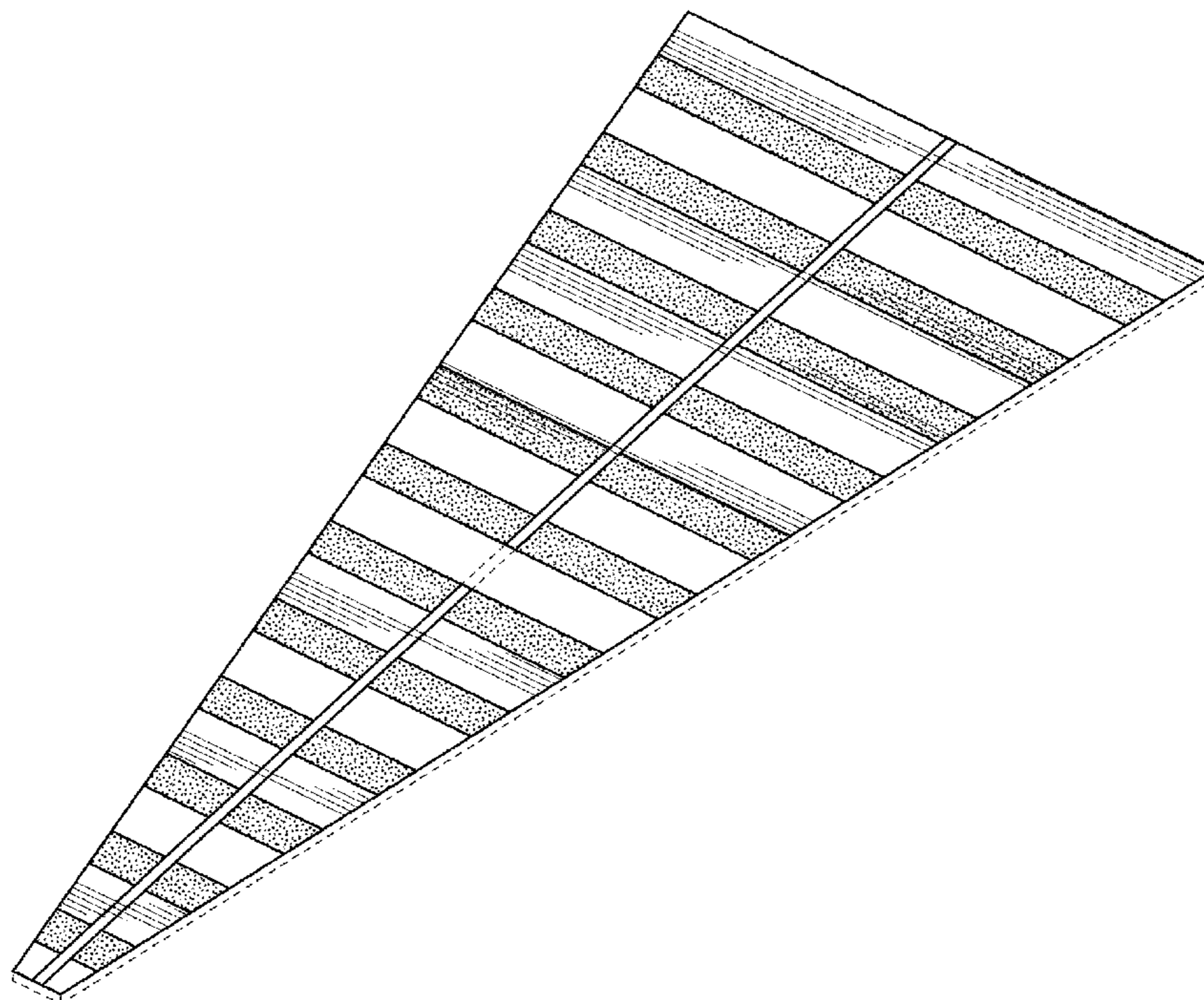
The broken lines in the drawings illustrate unclaimed features of the golf training aid claimed herein.

**1 Claim, 3 Drawing Sheets**

(56) **References Cited**

**U.S. PATENT DOCUMENTS**

D191,521 S *	10/1961	Baker	.....	D21/790
D199,127 S *	9/1964	Nelson	.....	D21/791
D354,107 S *	1/1995	Kueng et al.	.....	D21/791
D369,846 S *	5/1996	Jones	.....	D21/791
D384,385 S *	9/1997	Farage	.....	D21/791
D387,836 S *	12/1997	Farnsworth	.....	D21/791
D461,517 S *	8/2002	Morgan et al.	.....	D21/791



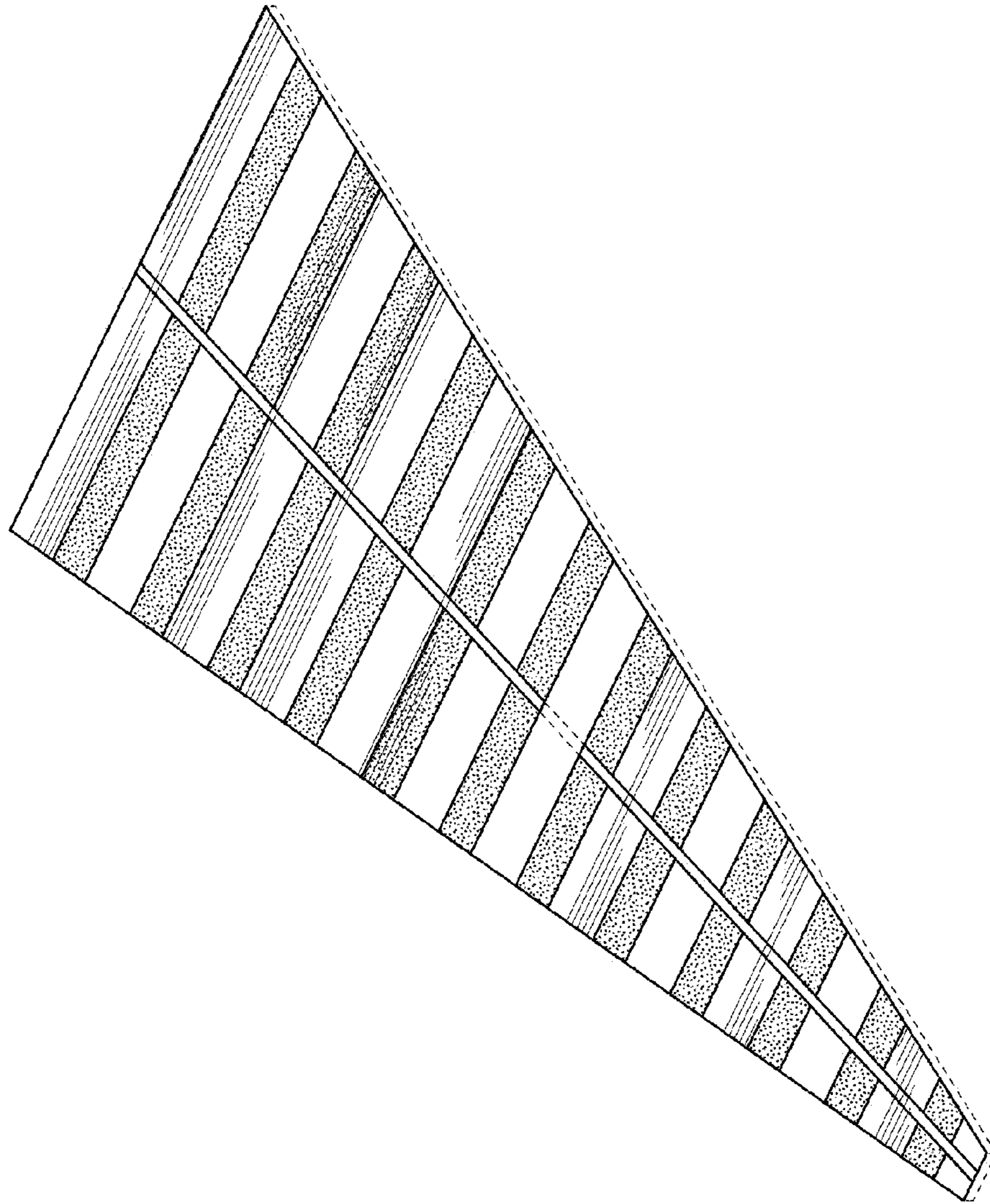


FIG. 1

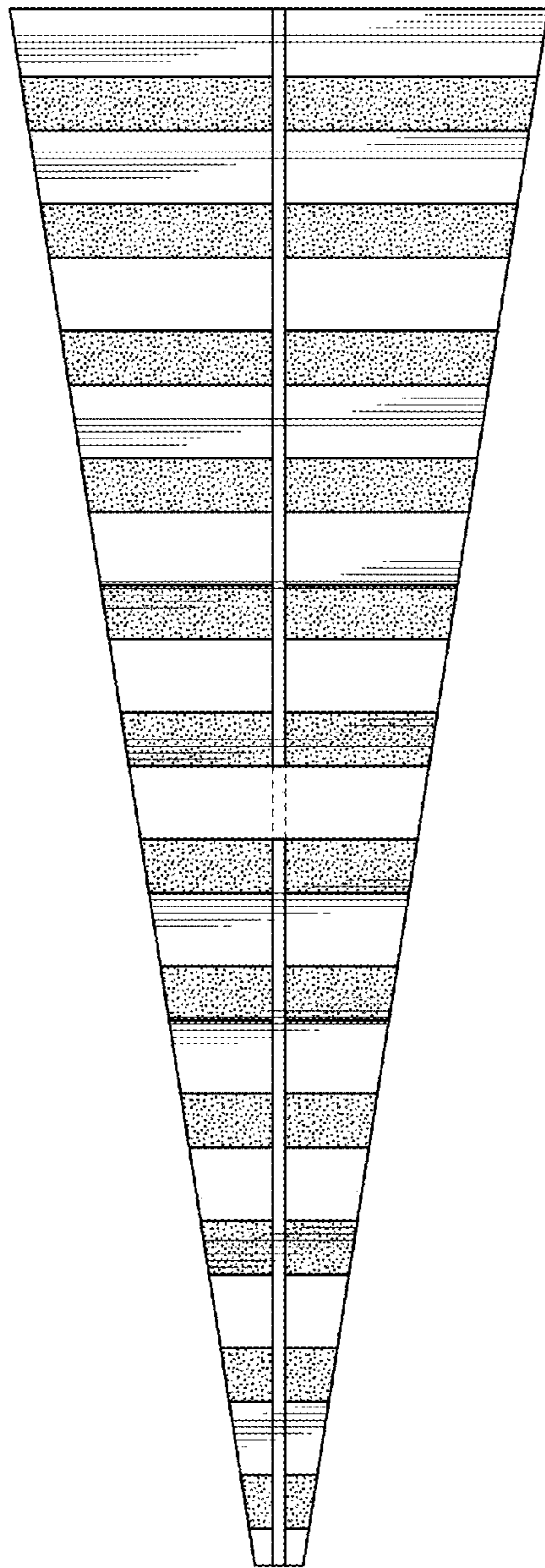


FIG. 2

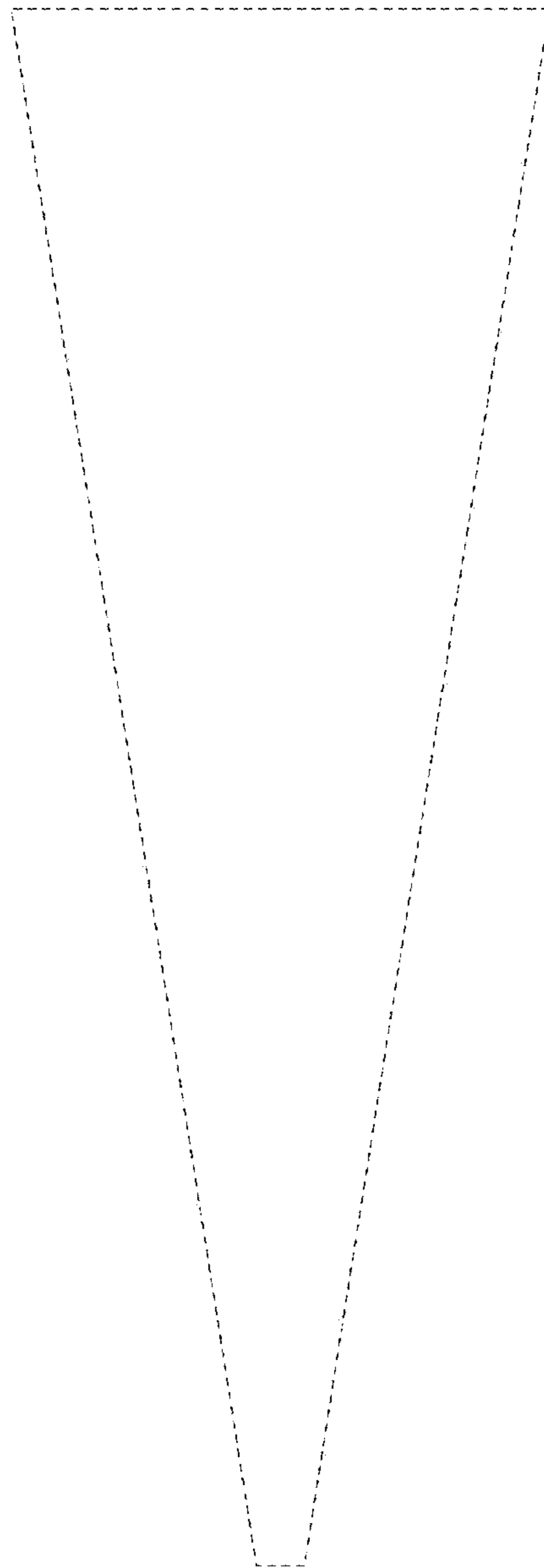


FIG. 3



FIG. 4



FIG. 5



FIG. 7



FIG. 6