

US00D723059S

(12) **United States Design Patent**  
**Shiplacoff et al.**

(10) **Patent No.:** **US D723,059 S**

(45) **Date of Patent:** **\*\* Feb. 24, 2015**

(54) **PORTION OF A DISPLAY PANEL WITH AN ANIMATED COMPUTER ICON**

(71) Applicant: **Google Inc.**, Mountain View, CA (US)

(72) Inventors: **Daniel M. G. Shiplacoff**, Los Altos, CA (US); **Lee B. Keely**, San Francisco, CA (US); **Leon Hong**, San Marino, CA (US)

(73) Assignee: **Google Inc.**, Mountain View, CA (US)

(\*\*) Term: **14 Years**

(21) Appl. No.: **29/435,102**

(22) Filed: **Oct. 19, 2012**

(51) **LOC (10) Cl.** ..... **14-04**

(52) **U.S. Cl.**  
USPC ..... **D14/492**

(58) **Field of Classification Search**  
CPC ..... A63F 2300/5553; G06F 3/0481; G06F 3/0482; G06F 3/0483; G06F 3/04812; G06F 3/04815; G06F 3/04817; G06F 3/04855; G06F 3/04886  
USPC ..... D14/485–495; D18/24–33; D20/11, 12, D20/18, 22–28, 40; 715/700–706, 715, 716, 715/727, 728, 730–764, 768, 771–773, 776, 715/777, 779, 783, 810, 817, 825, 828, 715/834–840, 845–850, 856–864, 961–978  
See application file for complete search history.

(56) **References Cited**

**U.S. PATENT DOCUMENTS**

D436,599	S	*	1/2001	Greene	.....	D14/490
6,373,505	B1	*	4/2002	Bellamy et al.	.....	715/772
D509,511	S	*	9/2005	Hernandez et al.	.....	D14/489
D547,365	S	*	7/2007	Reyes et al.	.....	D18/27
D572,726	S	*	7/2008	Guimaraes et al.	.....	D14/495
D646,695	S	*	10/2011	Hoggarth et al.	.....	D14/488
8,296,684	B2	*	10/2012	Duarte et al.	.....	715/863

D706,292	S	*	6/2014	Tyler et al.	.....	D14/489
D711,909	S	*	8/2014	Chaudhri	.....	D14/489
2009/0077595	A1	*	3/2009	Sizelove et al.	.....	725/76
2012/0287071	A1	*	11/2012	Wang et al.	.....	345/173

\* cited by examiner

*Primary Examiner* — Mary Ann Calabrese

(74) *Attorney, Agent, or Firm* — Fish & Richardson P.C.

(57) **CLAIM**

The ornamental design for a portion of a display panel with an animated computer icon, substantially as shown and described.

**DESCRIPTION**

FIG. 1 is a front view of a portion of a display panel, showing a first image of an animated computer icon.

FIG. 2 is a front view of the portion of the display panel, showing a second image of the animated computer icon.

FIG. 3 is a front view of the portion of the display panel, showing a third image of the animated computer icon.

FIG. 4 is a front view of the portion of the display panel, showing a fourth image of the animated computer icon.


FIG. 5 is a front view of the portion of the display panel, showing a fourth image of the animated computer icon; and,

FIG. 6 is a front view of the portion of the display panel, showing a fourth image of the animated computer icon.

During animation, the images shown in FIGS. 2 through 6 sequentially replace that of FIG. 1 on the display panel portion. The process or period in which the images transition forms no part of the claimed design.

The broken line bordering each figure and illustrating the display panel portion (such as of a mobile device) forms no part of the claimed design. The broken lines within each figure illustrate graphical environmental features that form no part of the claimed design.

**1 Claim, 2 Drawing Sheets**



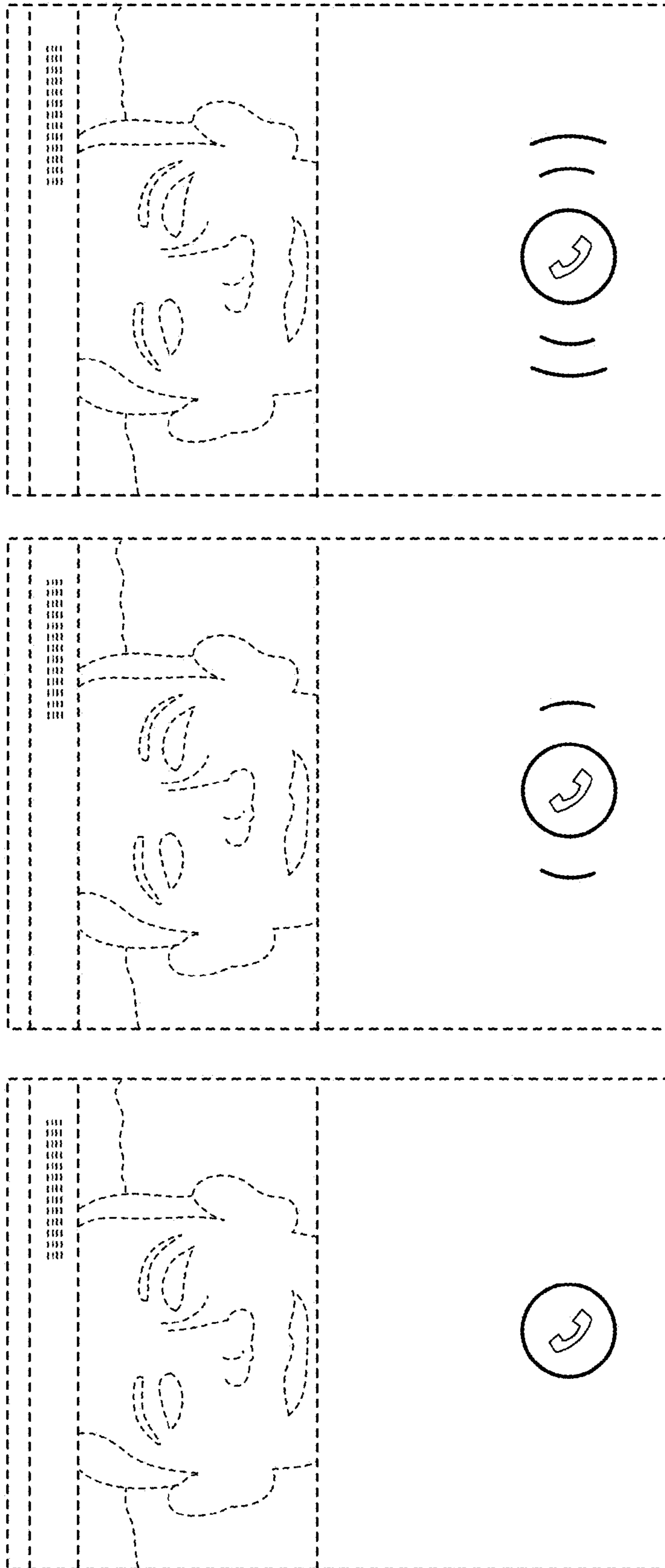


FIG. 1

FIG. 2

FIG. 3




FIG. 4




FIG. 5

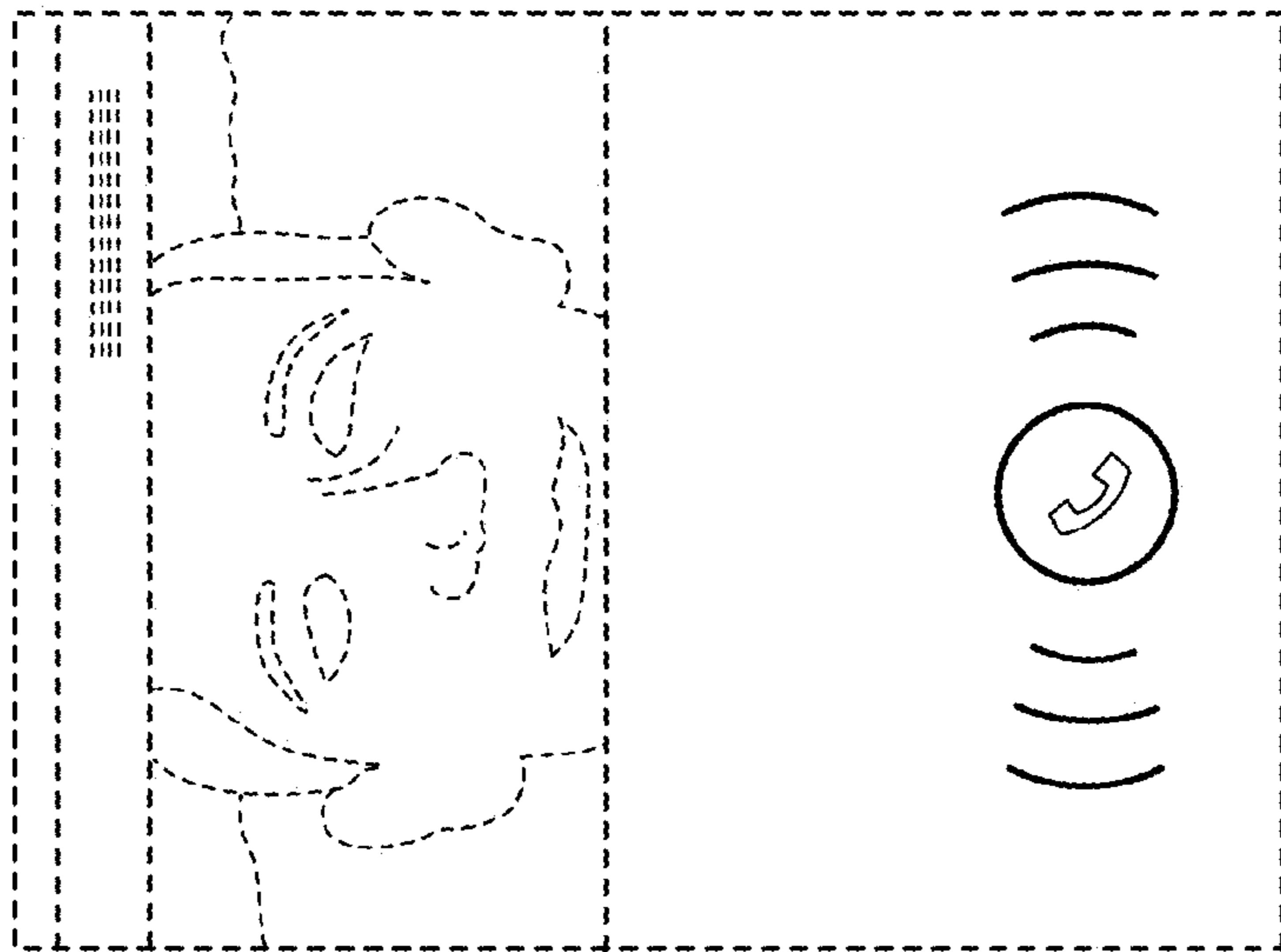


FIG. 6