



US00D723058S

(12) **United States Design Patent**  
**Matsuda**

(10) **Patent No.:** **US D723,058 S**  
(45) **Date of Patent:** **\*\* Feb. 24, 2015**

- (54) **PORTION OF DISPLAY PANEL OR SCREEN WITH AN ICON**
- (75) Inventor: **Hazime Matsuda**, Tokyo (JP)
- (73) Assignee: **Sony Corporation**, Tokyo (JP)
- (\*\*) Term: **14 Years**
- (21) Appl. No.: **29/421,607**
- (22) Filed: **Aug. 22, 2012**
- (51) **LOC (10) Cl.** ..... **14-04**
- (52) **U.S. Cl.**  
USPC ..... **D14/490**
- (58) **Field of Classification Search**  
USPC ..... D14/485–495; 715/715, 727, 728, 763,  
715/779, 810, 825, 835, 836, 837, 838, 839,  
715/840, 845, 846, 847, 864, 962, 976,  
715/977; D18/27; D20/11  
See application file for complete search history.

(56) **References Cited**

**U.S. PATENT DOCUMENTS**

6,691,150	B1 *	2/2004	Yoshino et al.	709/201
6,745,252	B1 *	6/2004	Yanagawa et al.	710/8
6,844,886	B1 *	1/2005	Yanagawa et al.	715/744
D540,341	S *	4/2007	Cummins et al.	D14/487
D559,262	S *	1/2008	Young	D14/487

(Continued)

*Primary Examiner* — Angela J Lee

(74) *Attorney, Agent, or Firm* — Rader, Fishman & Grauer PLLC

(57) **CLAIM**

The ornamental design for a portion of a display panel or screen with an icon, as shown and described.

**DESCRIPTION**

The patent or application file contains at least one drawing executed in color. Copies of this patent or patent application

publication with color drawing(s) will be provided by the Office upon request and payment of the necessary fee.

FIG. 1 is a front view of a first embodiment of a portion of a display panel or screen with an icon showing my new design.

FIG. 2 is a front view of a second embodiment of a portion of a display panel or screen with an icon showing my new design.

FIG. 3 is a front view of a third embodiment of a portion of a display panel or screen with an icon showing my new design.

FIG. 4 is a front view of a fourth embodiment of a portion of a display panel or screen with an icon showing my new design.

FIG. 5 is a front view of a fifth embodiment of a portion of a display panel or screen with an icon showing my new design.

FIG. 6 is a front view of a sixth embodiment of a portion of a display panel or screen with an icon showing my new design.

FIG. 7 is a front view of a seventh embodiment of a portion of a display panel or screen with an icon showing my new design.

FIG. 8 is a front view of an eighth embodiment of a portion of a display panel or screen with an icon showing my new design.

FIG. 9 is a front view of a ninth embodiment of a portion of a display panel or screen with an icon showing my new design.


FIG. 10 is a front view of a tenth embodiment of a portion of a display panel or screen with an icon showing my new design.

FIG. 11 is a front view of an eleventh embodiment of a portion of a display panel or screen with an icon showing my new design; and,

FIG. 12 is a front view of a twelfth embodiment of a portion of a display panel or screen with an icon showing my new design.

The outer dot-dash broken lines in each figure show a portion of a display panel or screen. The outer and inner dot-dash broken lines in each figure define the boundaries of, but not included in, the claimed design.

**1 Claim, 12 Drawing Sheets**  
**(6 of 12 Drawing Sheet(s) Filed in Color)**



(56)

**References Cited**

U.S. PATENT DOCUMENTS

7,530,024 B2 *	5/2009	Takahashi et al. ....	715/763	D639,818 S *	6/2011	Woods et al. ....	D14/486
D602,945 S	10/2009	Watanabe et al.		D676,866 S *	2/2013	Chaudhri .....	D14/487
D637,202 S *	5/2011	O'Donnell et al. ....	D14/492	D684,164 S *	6/2013	Friedlander et al. ....	D14/486
D638,436 S *	5/2011	Cavanaugh et al. ....	D14/488	2011/0258547 A1 *	10/2011	Symons et al. ....	715/723
				2012/0054620 A1 *	3/2012	Tilley et al. ....	715/727

\* cited by examiner




FIG. 1




FIG. 2




FIG. 3




FIG. 4




FIG. 5




FIG. 6






FIG. 7




FIG. 8




FIG. 9




FIG. 10




FIG. 11




FIG. 12