

US00D723044S

(12) **United States Design Patent**
Park

(10) **Patent No.:** **US D723,044 S**

(45) **Date of Patent:** **** Feb. 24, 2015**

(54) **DISPLAY SCREEN OR PORTION THEREOF WITH GRAPHICAL USER INTERFACE**

(75) Inventor: **Sang-Hyun Park**, Seoul (KR)

(73) Assignee: **Samsung Electronics Co., Ltd.**, Suwon-si (KR)

(**) Term: **14 Years**

(21) Appl. No.: **29/426,335**

(22) Filed: **Jul. 3, 2012**

(30) **Foreign Application Priority Data**

Jan. 20, 2012 (KR) 30-2012-0003261

(51) **LOC (10) Cl.** **14-04**

(52) **U.S. Cl.**
USPC **D14/485**; D14/486; D14/492; D14/493

(58) **Field of Classification Search**
USPC D14/485–495; D20/29, 30;
715/700–867, 961–978
See application file for complete search history.

(56) **References Cited**

U.S. PATENT DOCUMENTS

5,594,859	A *	1/1997	Palmer et al.	715/756
D384,050	S *	9/1997	Kodosky	D14/490
6,028,643	A *	2/2000	Jordan et al.	348/552
6,104,706	A *	8/2000	Richter et al.	370/263
6,429,903	B1 *	8/2002	Young	348/552
D616,463	S *	5/2010	Barcheck et al.	D14/493
D656,953	S *	4/2012	Knudsen et al.	D14/489

D688,690	S *	8/2013	Garn et al.	D14/488
D690,321	S *	9/2013	Ho Kushner et al.	D14/489
D692,446	S *	10/2013	Chakirov et al.	D14/486
2010/0122184	A1 *	5/2010	Vonog et al.	715/753
2011/0078594	A1 *	3/2011	Guertler et al.	715/763
2012/0060114	A1 *	3/2012	Chung et al.	715/800
2012/0084672	A1 *	4/2012	Vonog et al.	715/756
2013/0024805	A1 *	1/2013	In et al.	715/781
2013/0212499	A1 *	8/2013	Mentchoukov et al.	715/760

* cited by examiner

Primary Examiner — Susan Bennett Hattan

Assistant Examiner — Shannon Morgan

(74) *Attorney, Agent, or Firm* — NSIP Law

(57) **CLAIM**

I claim the ornamental design for a display screen or a portion thereof with graphical user interface, as shown and described.

DESCRIPTION

FIG. 1 is a front view of a display screen or portion thereof with graphical user interface showing my new design; FIG. 2 is a front view thereof; and, FIG. 3 is a partial enlarged view of the display screen or portion thereof with graphical user interface as shown in FIG. 1.

The broken line showing of a device in FIG. 2 illustrates environment and the remainder of the broken lines in FIGS. 1 and 2 represent portions of the display screen or portion thereof with graphical user interface; the broken lines form no part of the claimed design.

1 Claim, 3 Drawing Sheets

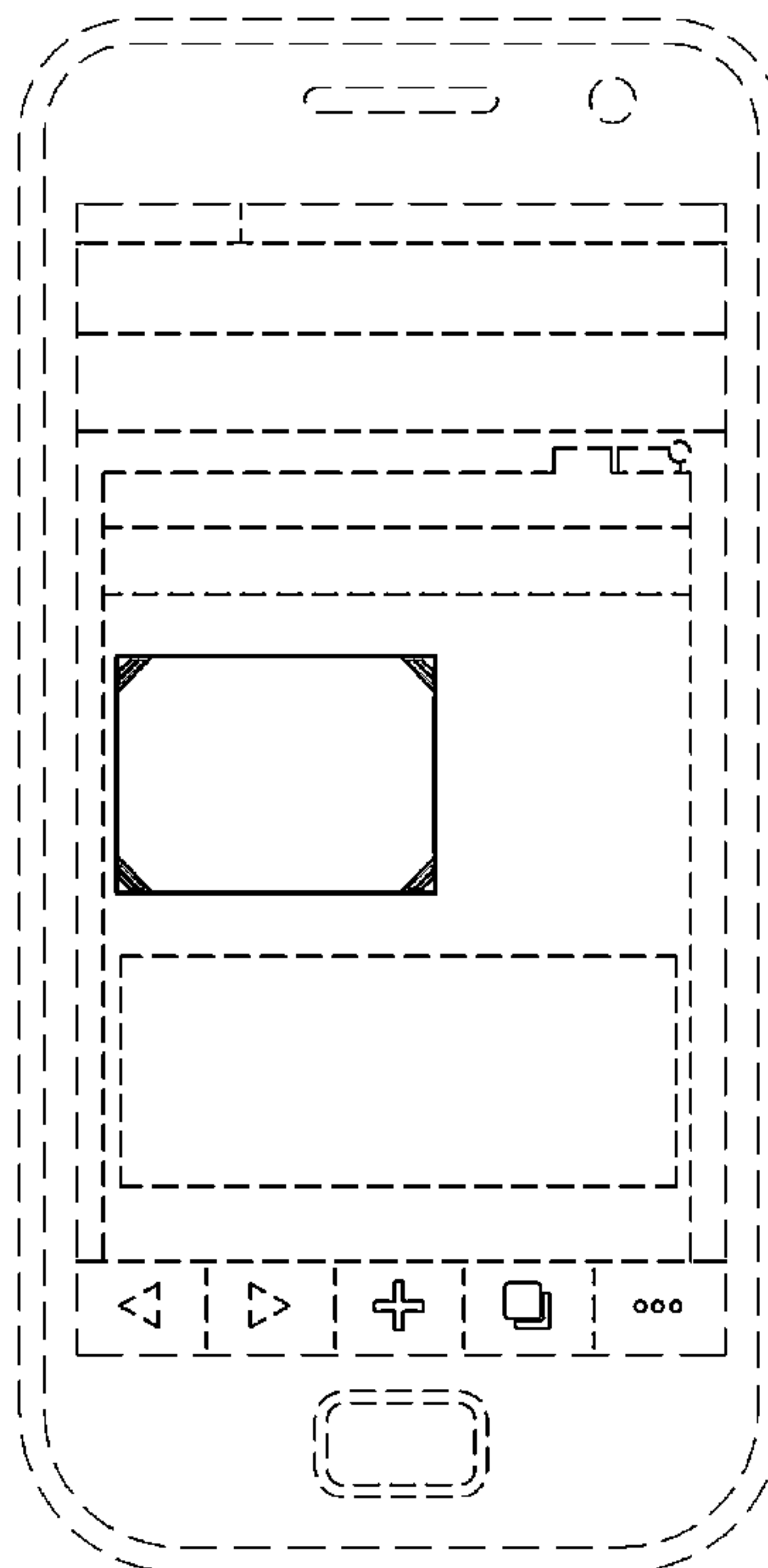
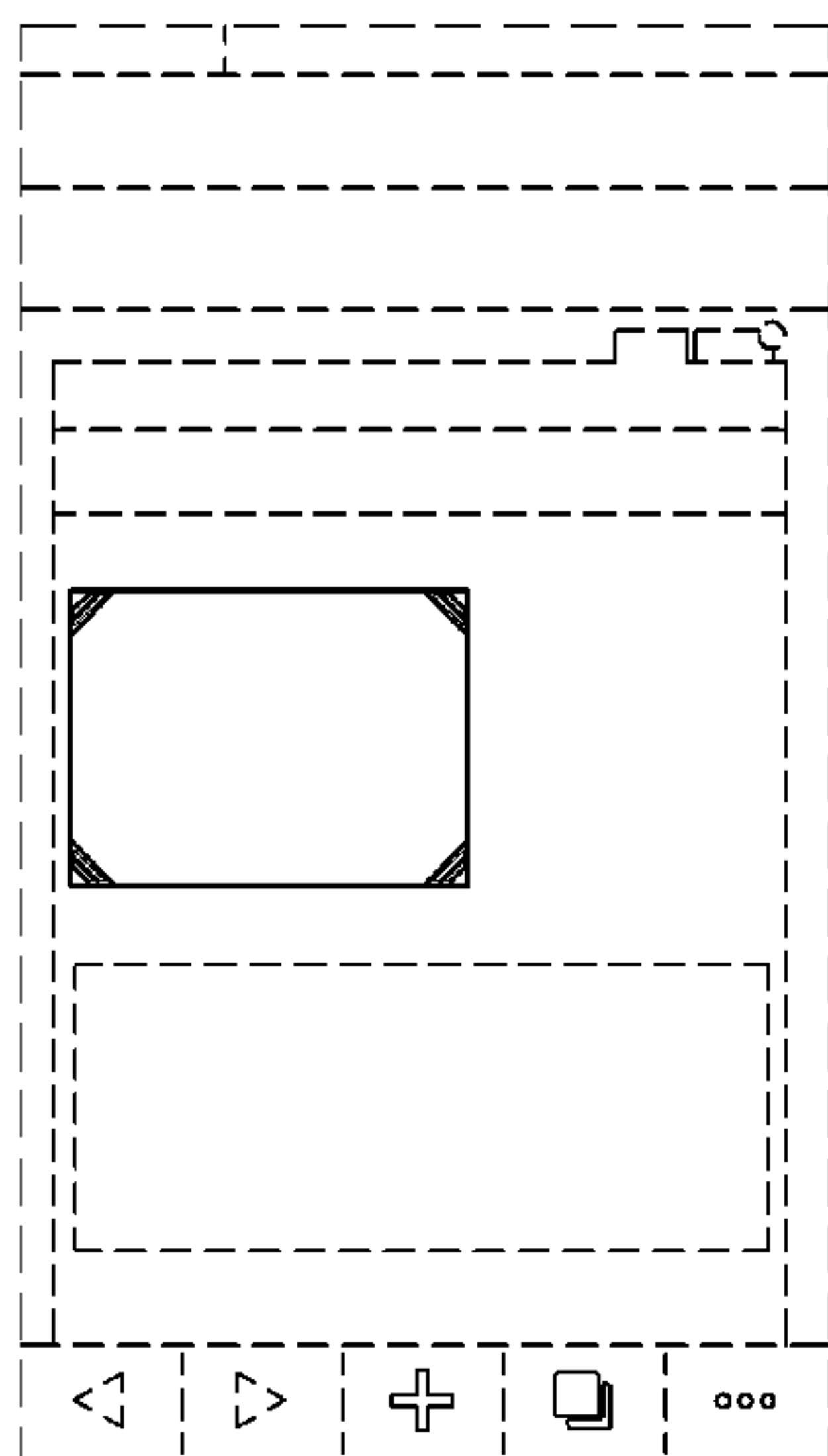


FIG.1

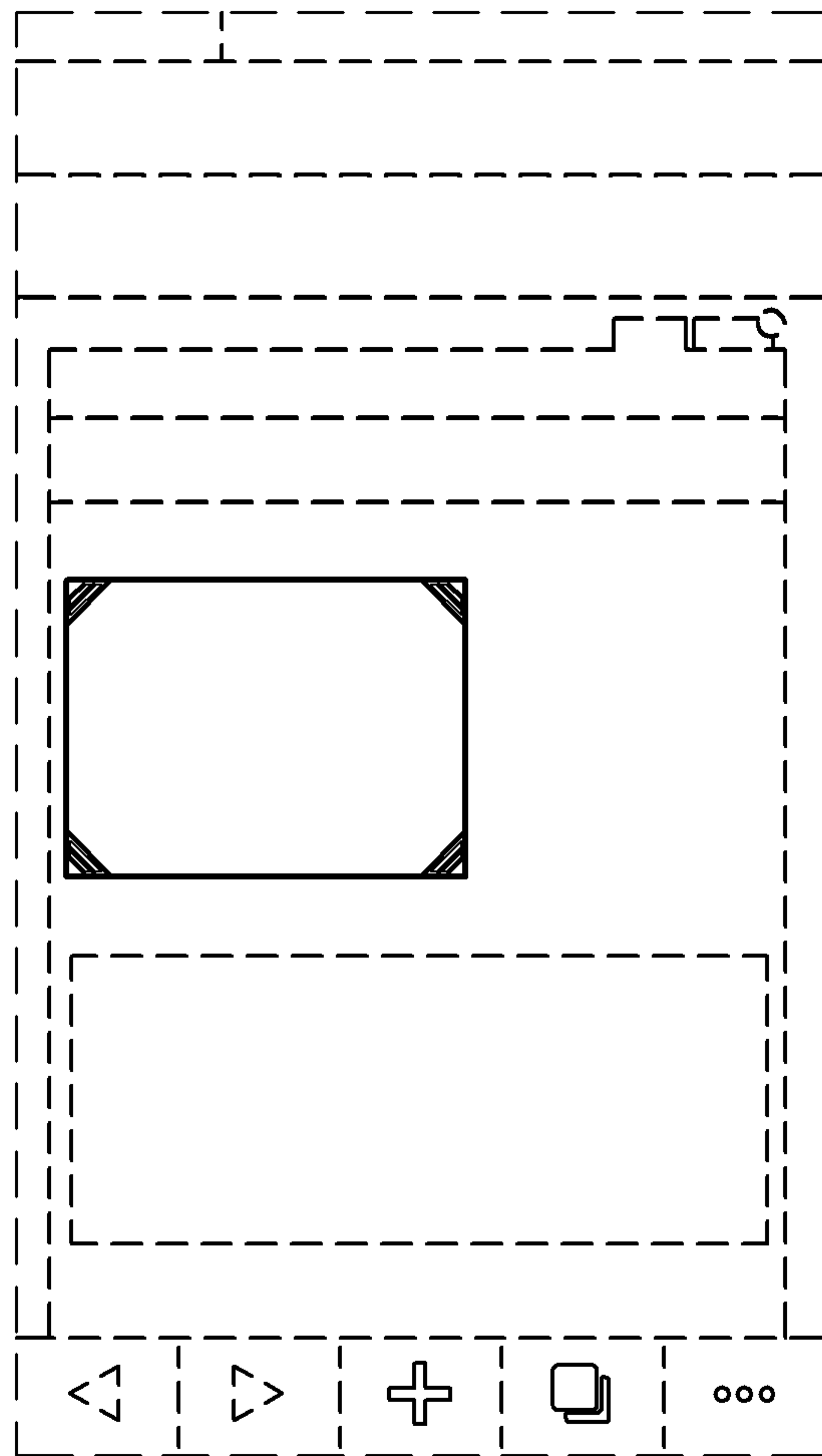


FIG.2

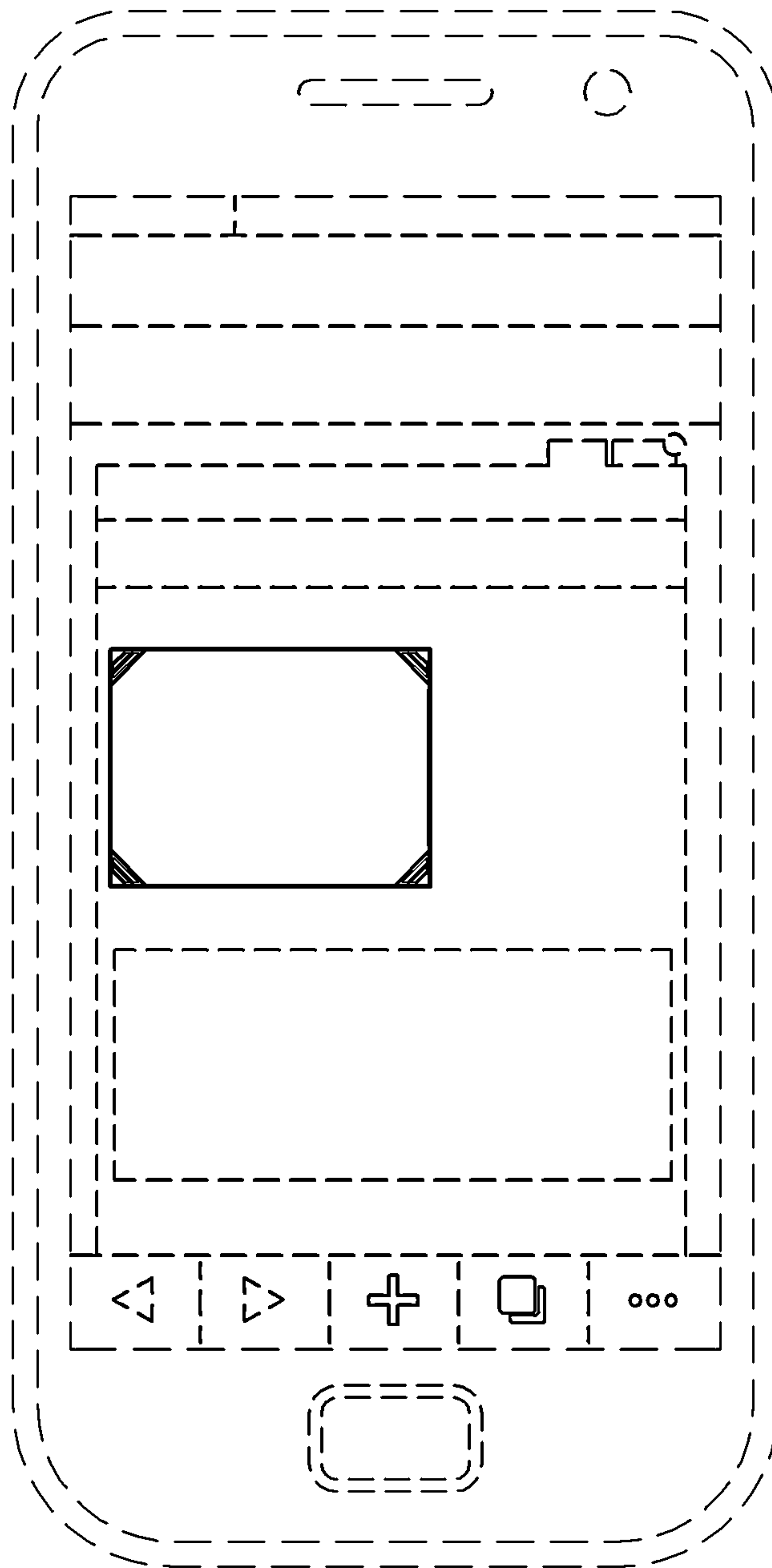


FIG.3

