



US00D723032S

(12) **United States Design Patent**
Schoenith et al.

(10) **Patent No.:** **US D723,032 S**

(45) **Date of Patent:** **** Feb. 24, 2015**

- (54) **CONTROL AND TABLET DEVICE**
- (71) Applicant: **Clamcase, LLC**, Hollywood, CA (US)
- (72) Inventors: **John M. Schoenith**, Hollywood, CA (US); **Anthony Ahee**, Grosse Pointe Shores, MI (US)
- (73) Assignee: **Clamcase, LLC**, Hollywood, CA (US)
- (**) Term: **14 Years**
- (21) Appl. No.: **29/467,366**
- (22) Filed: **Sep. 18, 2013**
- (51) **LOC (10) Cl.** **14-03**
- (52) **U.S. Cl.**
USPC **D14/401; D21/333**
- (58) **Field of Classification Search**
USPC D21/324–333; D14/341–346, 356, 432, D14/496, 507, 399–401; 273/148 B; 463/1, 463/29–47; 345/156–161, 168, 169, 172; 341/22, 23
See application file for complete search history.

(56) **References Cited**

U.S. PATENT DOCUMENTS

- 4,611,406 A * 9/1986 Engstrom et al. 33/443
- 6,102,802 A 8/2000 Armstrong
- D475,710 S * 6/2003 Sheehan et al. D14/401
- 6,659,870 B2 12/2003 Sobota
- D492,294 S * 6/2004 Kim D14/240
- 7,193,165 B2 * 3/2007 Kawanobe et al. 200/5 R
- 7,794,326 B2 9/2010 Wu
- D664,601 S * 7/2012 Sogabe D21/329
- D666,250 S * 8/2012 Fulghum et al. D21/333
- D672,397 S * 12/2012 Wai D21/333
- D682,840 S * 5/2013 Tsai et al. D14/447
- D682,947 S * 5/2013 Akama et al. D21/333
- 8,587,939 B2 * 11/2013 McClure et al. 361/679.3

- D698,785 S * 2/2014 Canizares et al. D14/341
- 8,648,679 B2 * 2/2014 Lauder et al. 335/219
- 2001/0021668 A1 9/2001 Takeda
- 2006/0286943 A1 12/2006 Vance
- 2010/0195279 A1 8/2010 Michael

FOREIGN PATENT DOCUMENTS

EP 1380324 A1 1/2004

OTHER PUBLICATIONS

Copending U.S. Appl. No. 29/467,368, filed Sep. 18, 2013.
PCT Search Report and Written Opinion dated Oct. 30, 2014; Application No. PCT/US2014/046329.
Copending U.S. Appl. No. 14/329,248, Filed Jul. 11, 2014.
Copending Application Serial No. PCT/US2014/046329, filed Jul. 11, 2014.

* cited by examiner

Primary Examiner — Prabhakar Deshmukh
(74) *Attorney, Agent, or Firm* — The Dobrusin Law Firm, PC


(57) **CLAIM**

The ornamental design for a control and tablet device, as shown and described.

DESCRIPTION

FIG. 1 is top front perspective view of a control and tablet device showing our new design;
FIG. 2 is a top plan view thereof;
FIG. 3 is a top rear perspective view thereof;
FIG. 4 is a side view thereof; and,
FIG. 5 is a bottom plan view thereof.
The broken lines indicate unclaimed portions and form no part of the claimed design.

1 Claim, 5 Drawing Sheets



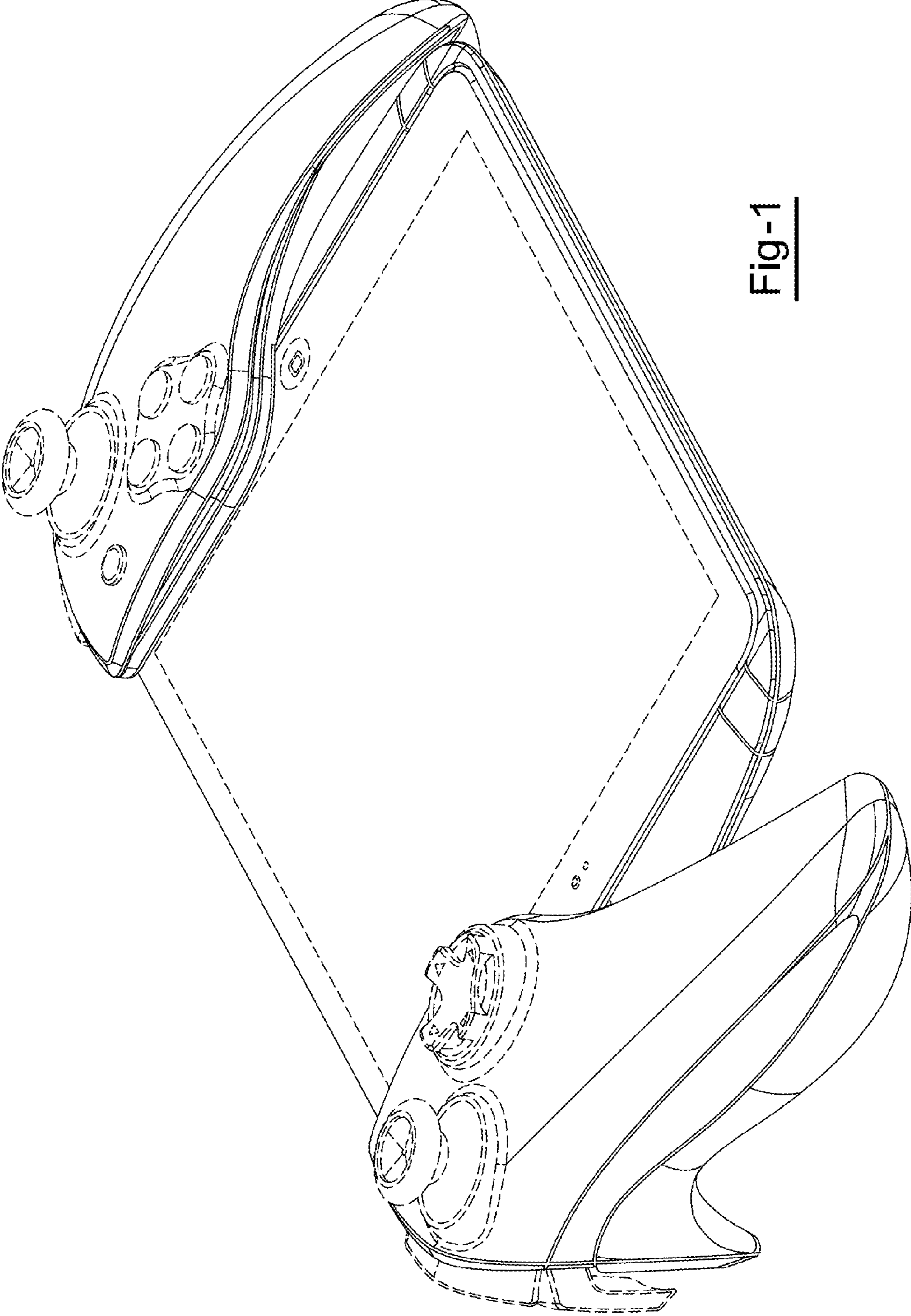


Fig-1




Fig-2

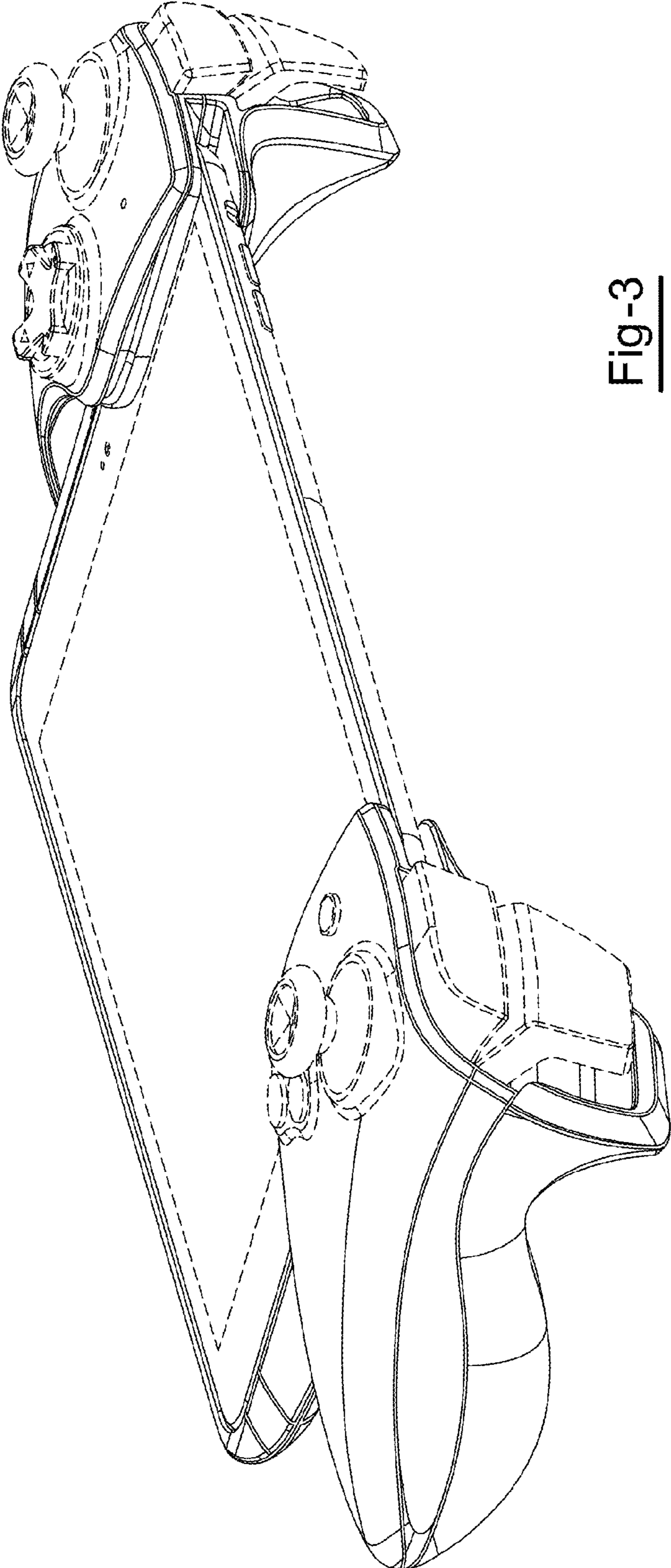


Fig-3

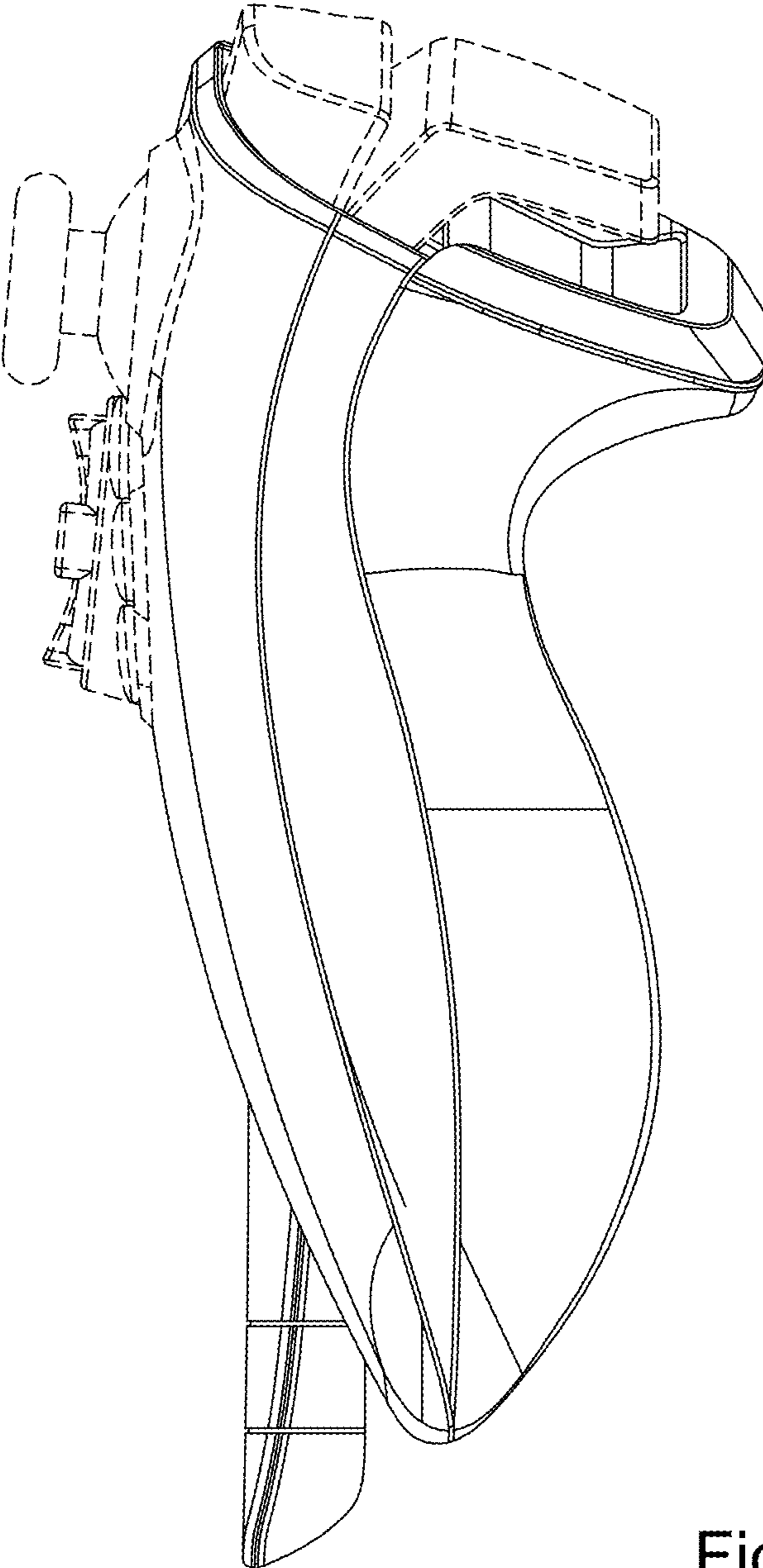


Fig-4

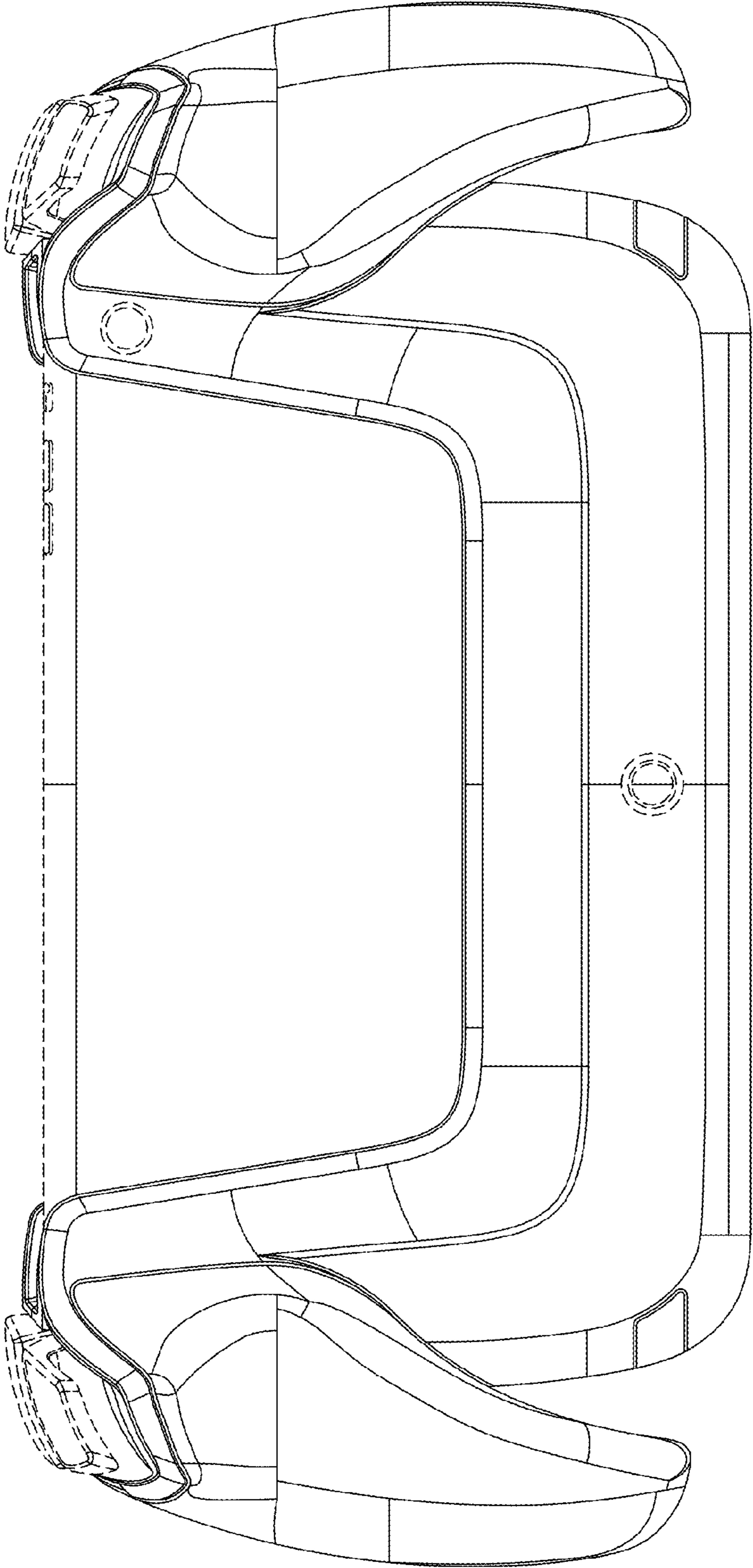


Fig-5