



US00D723016S

(12) **United States Design Patent**
Lee et al.

(10) **Patent No.:** **US D723,016 S**
(45) **Date of Patent:** **** Feb. 24, 2015**

(54) **HAND PHONE CASE**

(71) Applicants: **Jong Rin Lee**, Seoul (KR); **Jin Seok Kim**, Incheon (KR)

(72) Inventors: **Jong Rin Lee**, Seoul (KR); **Jin Seok Kim**, Incheon (KR)

(73) Assignee: **Jong Rin Lee**, Seoul (KR)

(**) Term: **14 Years**

(21) Appl. No.: **29/456,971**

(22) Filed: **Jun. 5, 2013**

(30) **Foreign Application Priority Data**

Apr. 24, 2013 (KR) 30-2013-0021648

(51) **LOC (10) Cl.** **14-03**

(52) **U.S. Cl.**
USPC **D14/250**

(58) **Field of Classification Search**
CPC A45C 2011/002; H04B 1/3888; H04M 1/0283; H04M 1/185; H04M 1/04
USPC D14/250, 138 AA, 138 AB, 138 AD, D14/138 G, 217, 238.1, 248, 251-253, 346, D14/356, 440, 496, 203.5, 203.8; D13/103, D13/107, 108; D3/201, 218, 247, 269, 273, D3/301, 303; 455/575.1, 575.8; 206/305, 206/320, 251, 45.2

See application file for complete search history.

(56) **References Cited**

U.S. PATENT DOCUMENTS

D656,135	S	*	3/2012	Swartz et al.	D14/250
D671,930	S	*	12/2012	Akana et al.	D14/250
D673,937	S	*	1/2013	Cheng et al.	D14/250
D674,789	S	*	1/2013	Wen	D14/250
8,523,124	B2	*	9/2013	Yuan et al.	248/188.8
D698,775	S	*	2/2014	Huang	D14/250
8,655,422	B2	*	2/2014	Stiehl et al.	455/575.8
D703,649	S	*	4/2014	Wikel et al.	D14/250
D706,255	S	*	6/2014	Akana et al.	D14/250
2011/0297578	A1	*	12/2011	Stiehl et al.	206/701
2012/0018325	A1	*	1/2012	Kim	206/320
2012/0031914	A1	*	2/2012	Liu	220/662
2012/0182678	A1	*	7/2012	Wu et al.	361/679.01
2012/0305422	A1	*	12/2012	Vandiver	206/320
2012/0329535	A1	*	12/2012	Kuo	455/575.8

* cited by examiner

Primary Examiner — Deanna L Pratt

Assistant Examiner — Lilyana Bekic

(74) *Attorney, Agent, or Firm* — Novick, Kim & Lee, PLLC; Jae Youn Kim; Sang Ho Lee

(57) **CLAIM**

The ornamental design for a hand phone case, as shown and described.

DESCRIPTION

FIG. 1 is a front perspective view of the hand phone case; FIG. 2 is a front view thereof; FIG. 3 is a rear view thereof; FIG. 4 is a right side view thereof; FIG. 5 is a left side view thereof; FIG. 6 is a top view thereof; and, FIG. 7 is a bottom view thereof.

1 Claim, 4 Drawing Sheets

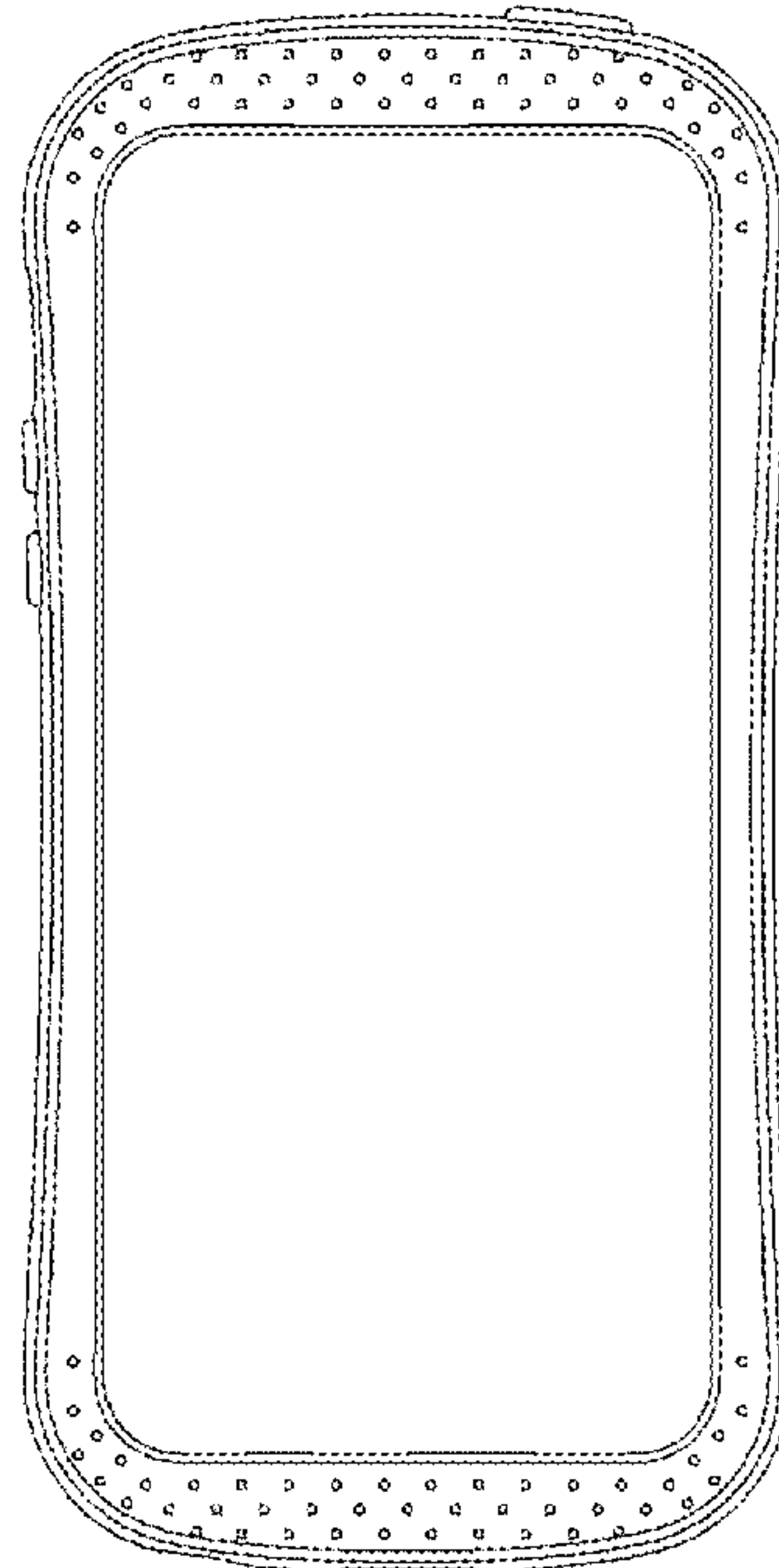
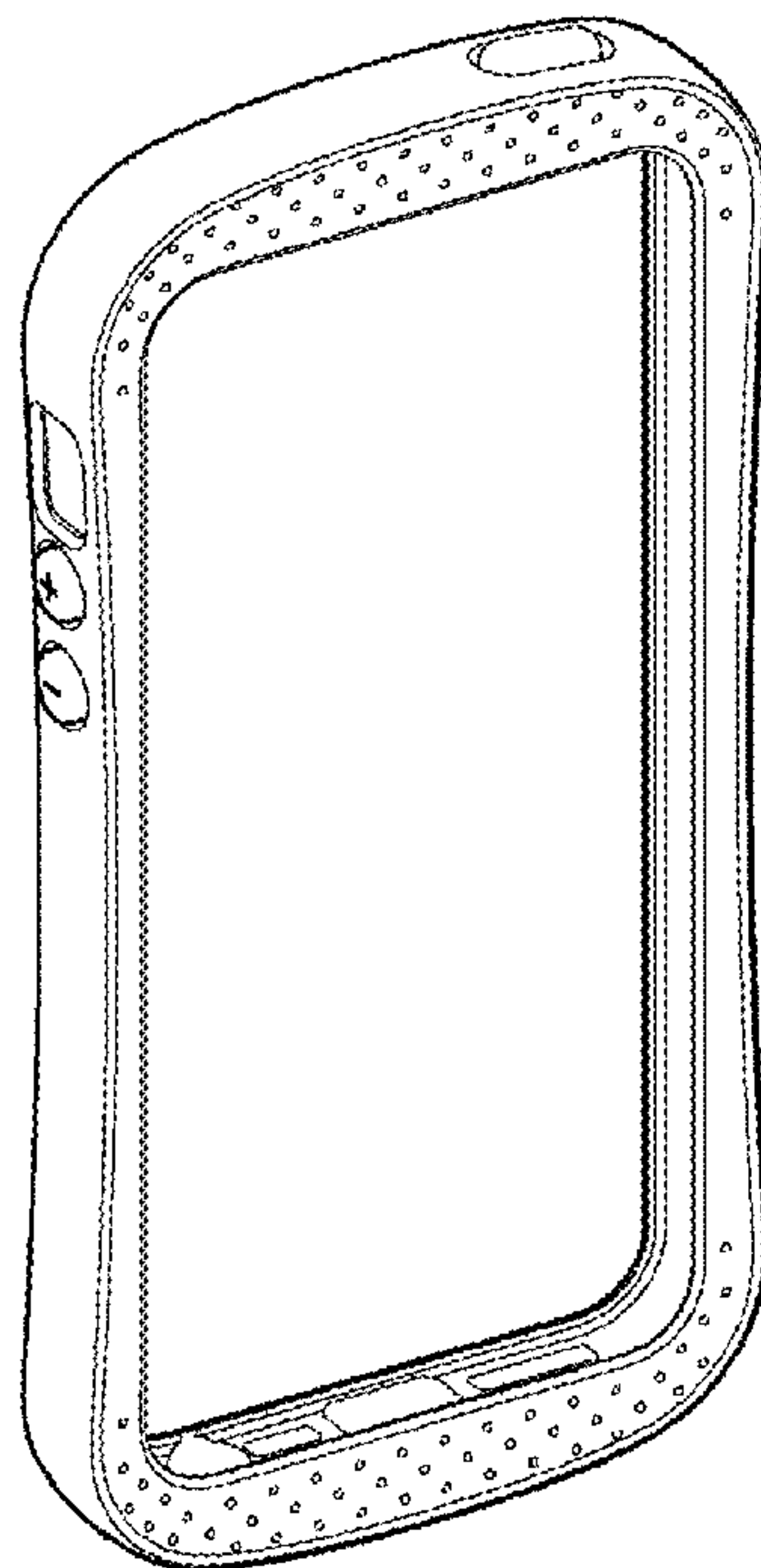


Fig. 1

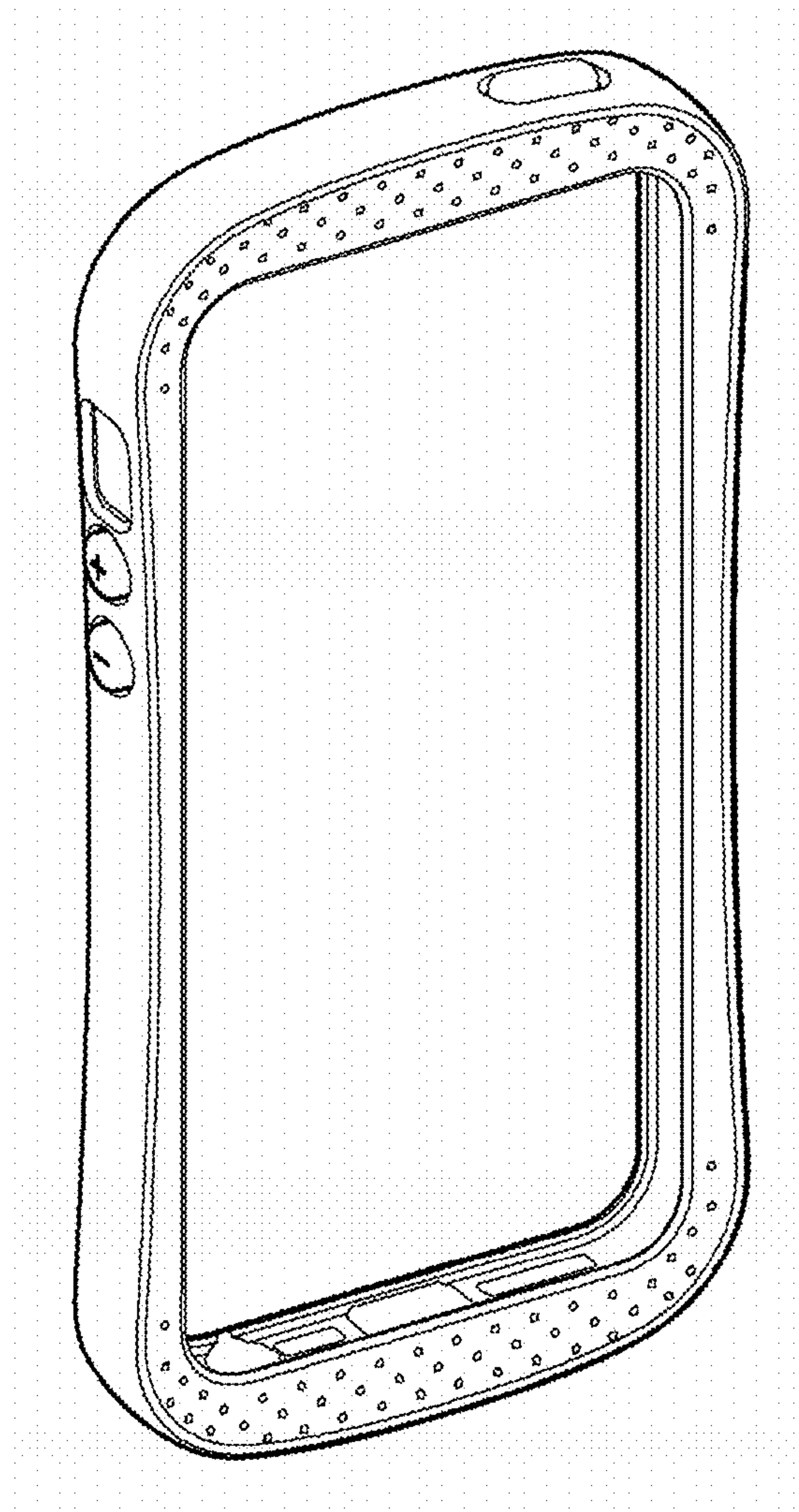


Fig. 2

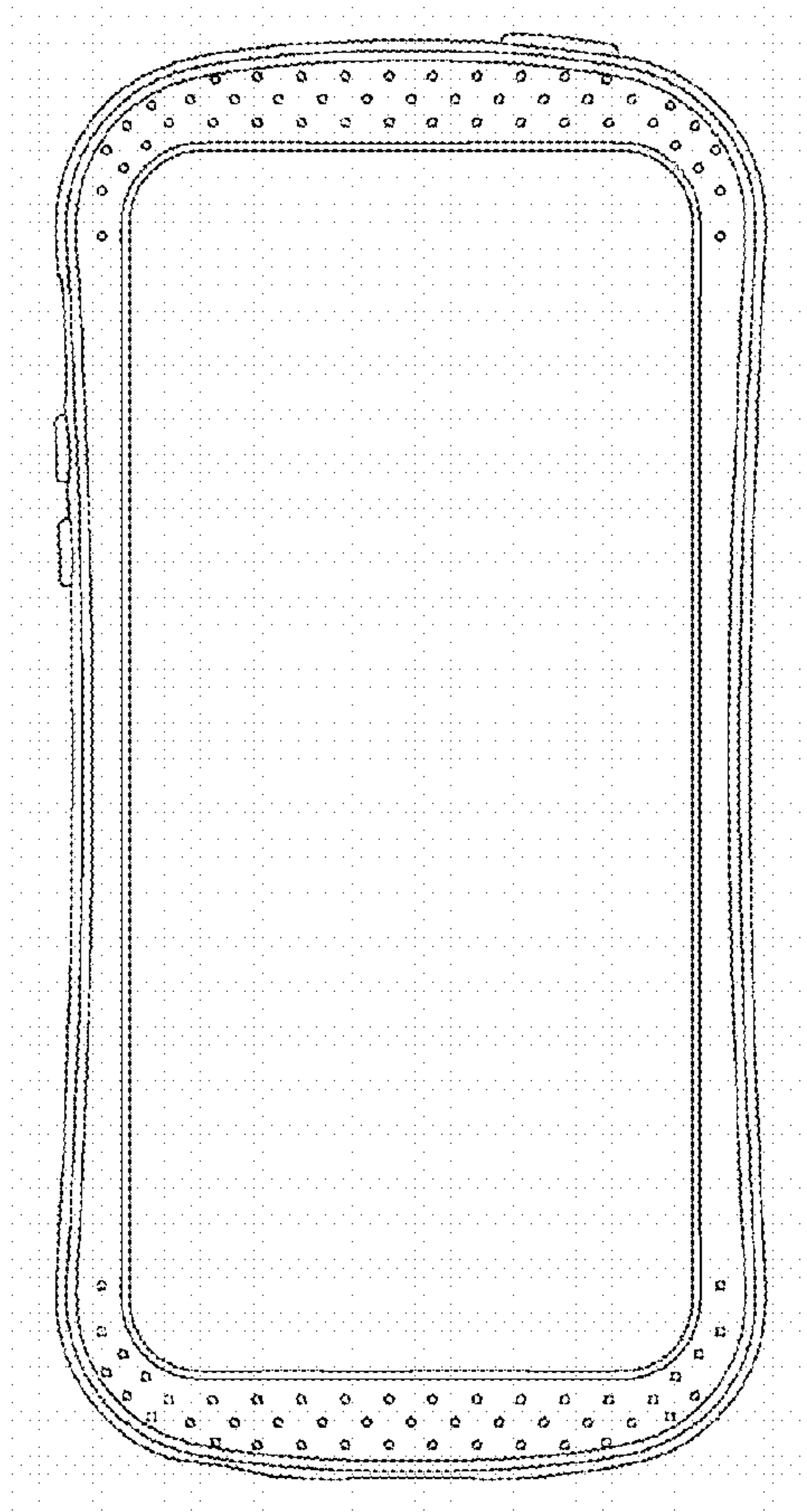


Fig. 3

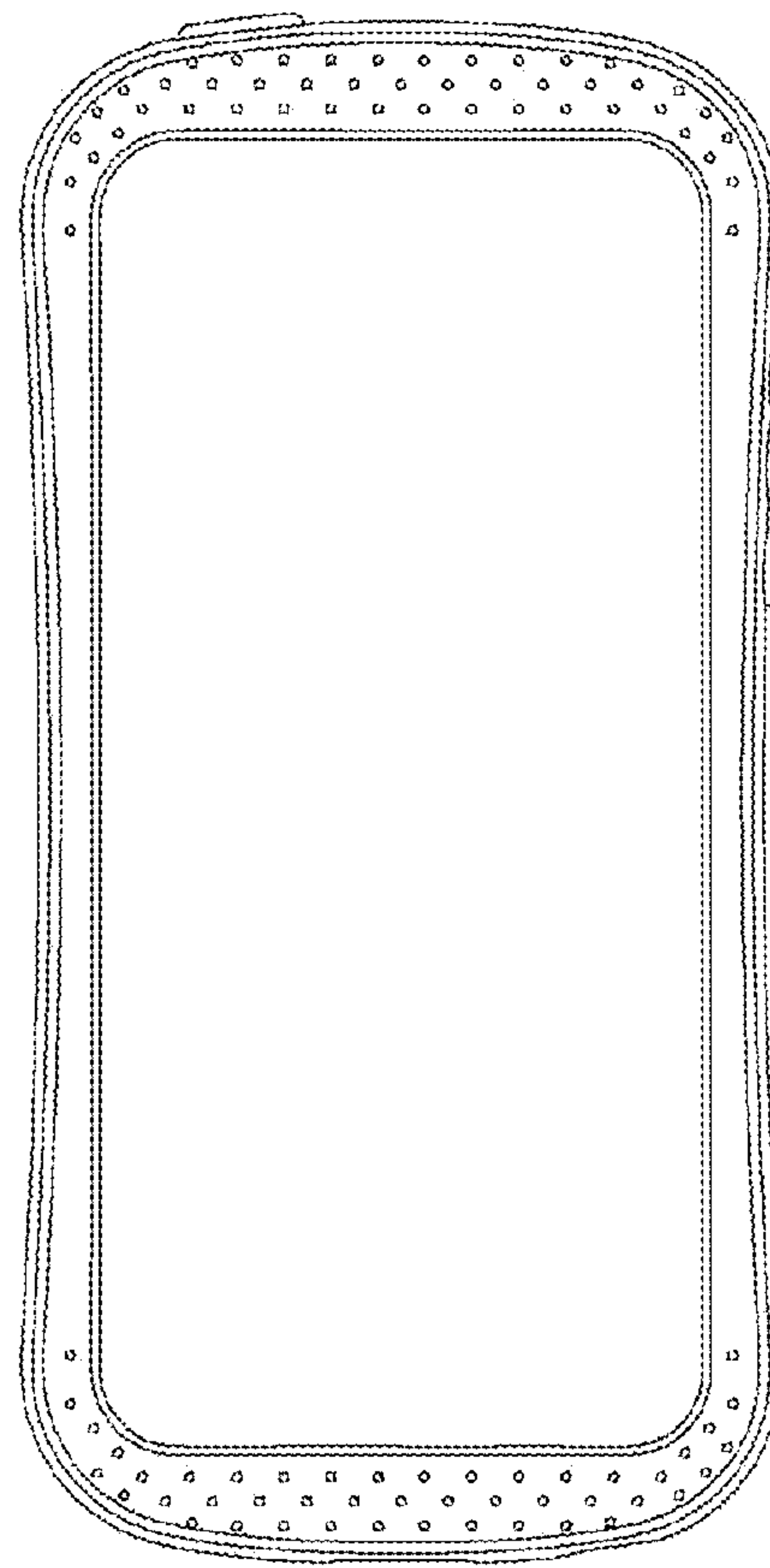


Fig. 4




Fig. 5

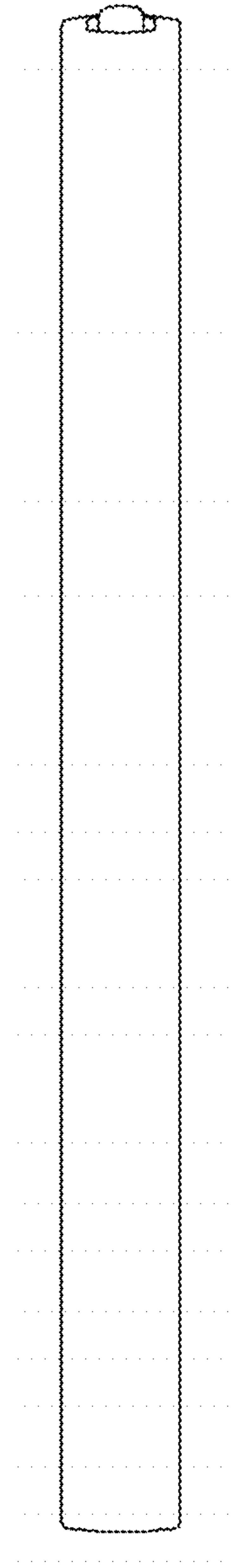


Fig. 6

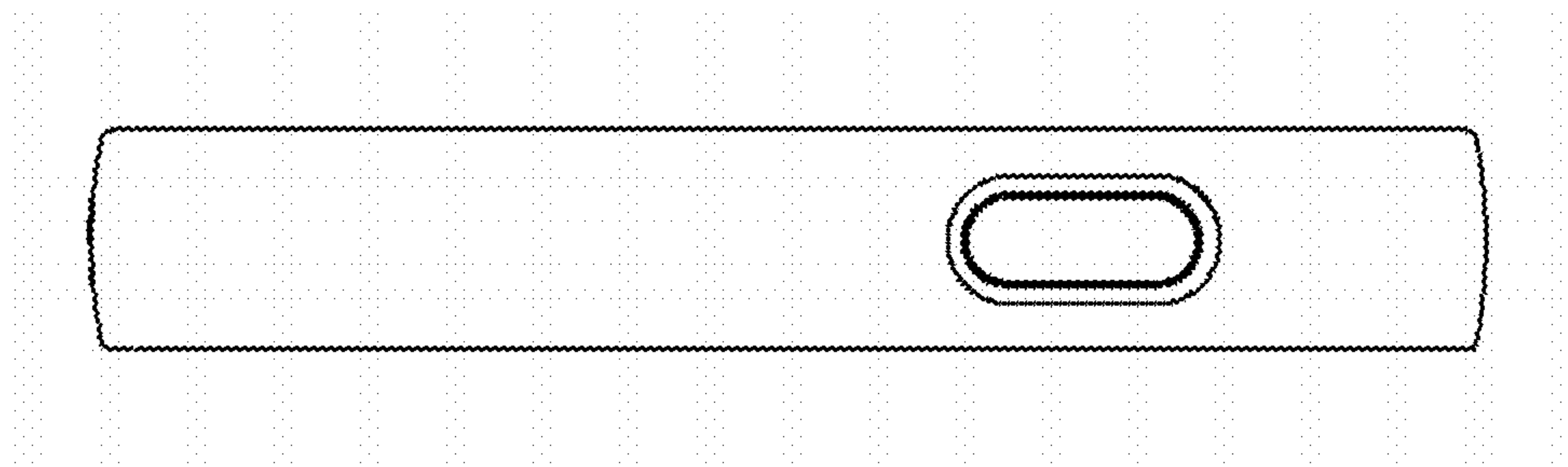


Fig. 7

