

US00D723013S

(12) **United States Design Patent**
Lee et al.

(10) **Patent No.:** **US D723,013 S**
(45) **Date of Patent:** **** *Feb. 24, 2015**

(54) **MOBILE PHONE**

(71) Applicant: **Samsung Display Co., Ltd.**, Yongin, Gyeonggi-Do (KR)

(72) Inventors: **Woo-Jong Lee**, Yongin (KR); **Hae-Kang Lee**, Yongin (KR); **Sang-Wan Shin**, Yongin (KR); **Young-Seok Kim**, Yongin (KR); **Yong-Joon Lee**, Yongin (KR)

(73) Assignee: **Samsung Display Co., Ltd.**, Yongin-si (KR)

(*) Notice: This patent is subject to a terminal disclaimer.

(**) Term: **14 Years**

(21) Appl. No.: **29/446,558**

(22) Filed: **Feb. 25, 2013**

(30) **Foreign Application Priority Data**

Nov. 9, 2012 (KR) 30-2012-0053722

(51) **LOC (10) Cl.** **14-03**

(52) **U.S. Cl.**

USPC **D14/248**

(58) **Field of Classification Search**

USPC D14/138 AD, 138 C, 138 G, 203.7, 230, D14/238.1, 240, 247, 248, 250, 253, 341, D14/346, 356, 439, 440, 447, 496; D13/103, 107, 108, 119; D3/201, 218, D3/247, 269, 273, 301, 303; 206/305, 320; 361/679.56, 679.3, 816; 455/575.1, 455/575.8; D6/332; 348/143; 349/58; D16/241

See application file for complete search history.

(56) **References Cited**

U.S. PATENT DOCUMENTS

D383,795 S	9/1997	Rinicella et al.	
D389,194 S	1/1998	Rinicella et al.	
D514,590 S *	2/2006	Naruki	D14/203.3
D524,796 S *	7/2006	Chan	D14/211
D541,272 S *	4/2007	Wang	D14/356
D558,763 S *	1/2008	Morganstern et al.	D14/480.7
7,441,357 B2 *	10/2008	Steer	40/603
D583,813 S *	12/2008	Maiers et al.	D14/356
D624,896 S	10/2010	Park et al.	
D635,536 S *	4/2011	Xiao	D14/138 AA
D651,214 S *	12/2011	Yoo et al.	D14/448
D675,196 S *	1/2013	Maddern	D14/240
D678,270 S *	3/2013	Song et al.	D14/341
D692,407 S *	10/2013	Kim	D14/138 AD
D703,213 S *	4/2014	Gifford et al.	D14/447
D705,107 S *	5/2014	Corso et al.	D10/106.9

* cited by examiner

Primary Examiner — Barbara Fox

Assistant Examiner — Chelsea Sealey

(74) *Attorney, Agent, or Firm* — Christie, Parker & Hale, LLP

(57) **CLAIM**

The ornamental design for a mobile phone, as shown and described.

DESCRIPTION

FIG. 1 is a front perspective view of a mobile phone showing our new design;

FIG. 2 is a front view thereof;

FIG. 3 is a rear view thereof;

FIG. 4 is a left side view thereof;

FIG. 5 is a right side view thereof;

FIG. 6 is a top view thereof; and,

FIG. 7 is a bottom view thereof.

The broken lines indicate portions of the mobile phone that form no part of the claimed design.

1 Claim, 5 Drawing Sheets

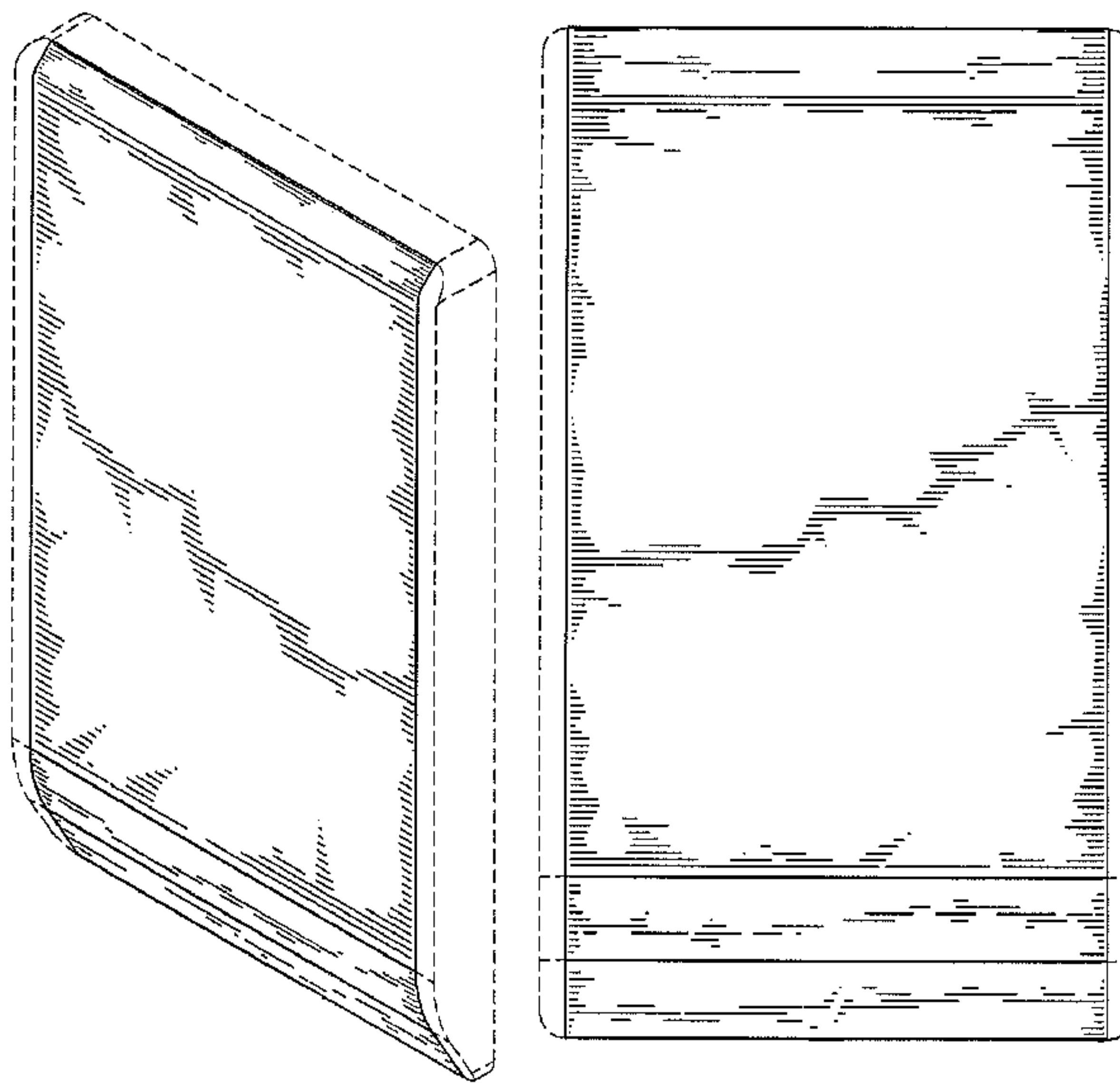


FIG. 1

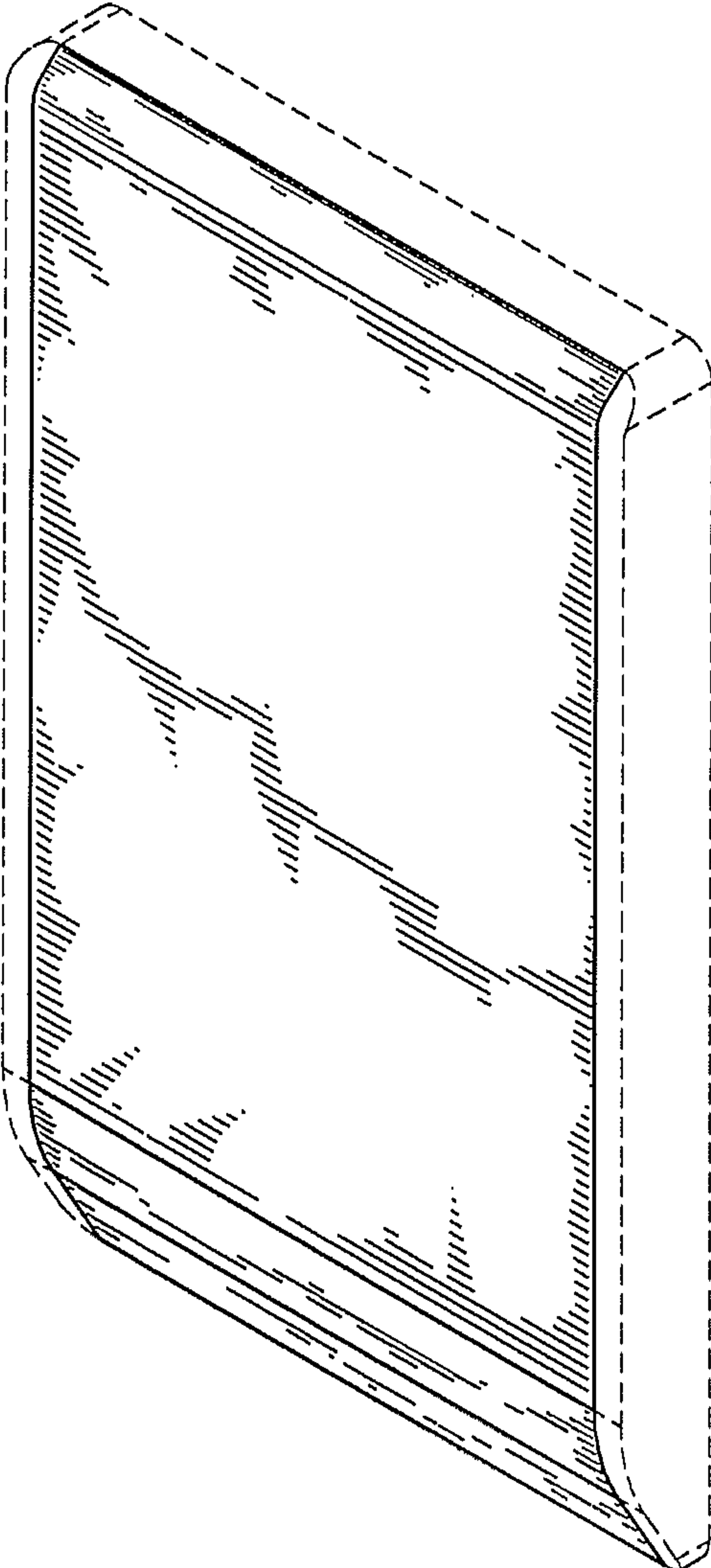


FIG. 2

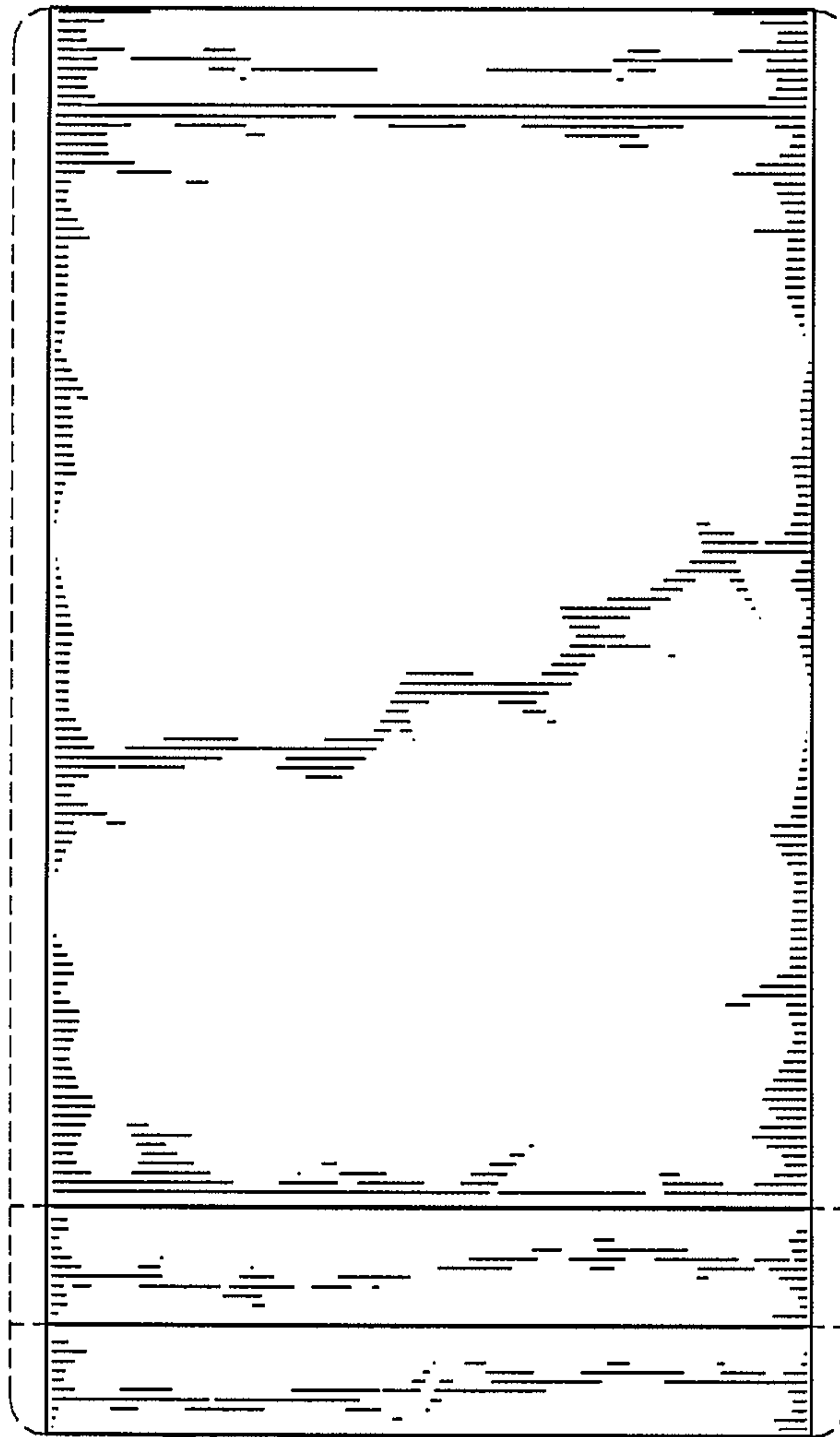


FIG. 3




FIG. 4




FIG. 5




FIG. 6




FIG. 7

