



US00D722952S

(12) **United States Design Patent**
Hu et al.

(10) **Patent No.:** **US D722,952 S**
(45) **Date of Patent:** **** Feb. 24, 2015**

(54) **DETACHABLE SMARTPHONE PROTECTIVE DEVICE WITH BACKUP POWER UNIT**

(71) Applicant: **Taer Innovation Co., Ltd.**, New Taipei (TW)

(72) Inventors: **Li-Ming Hu**, New Taipei (TW);
Yu-Chun Lu, New Taipei (TW);
Chin-Sheng Wang, New Taipei (TW);
Shih-Chin Huang, New Taipei (TW);
Chun-Wei Tseng, New Taipei (TW)

(73) Assignee: **Taer Innovation Co., Ltd.**, New Taipei (TW)

(**) Term: **14 Years**

(21) Appl. No.: **29/446,109**

(22) Filed: **Mar. 19, 2013**

(51) **LOC (10) Cl.** **13-02**

(52) **U.S. Cl.**
USPC **D13/103; D13/108; D14/250**

(58) **Field of Classification Search**
USPC D13/102–110, 118–119, 184, 199;
D14/248, 250–253, 432, 434;
320/101–102, 107–115, 120;
429/96–100, 149, 159, 163, 176, 177,
429/186

See application file for complete search history.

(56) **References Cited**

U.S. PATENT DOCUMENTS

D303,524 S *	9/1989	Siegner et al.	D14/438
D398,580 S *	9/1998	Richards	D13/119
D402,257 S *	12/1998	Richards et al.	D13/103
D403,299 S *	12/1998	Smith et al.	D13/103
D409,136 S *	5/1999	Sumita et al.	D13/103
D410,892 S *	6/1999	Prior	D13/103
D410,893 S *	6/1999	Chintala et al.	D13/103
D412,484 S *	8/1999	Salmi	D13/103

D413,857 S *	9/1999	Peterzell et al.	D13/103
D462,071 S *	8/2002	Ruohonen	D14/248
D556,681 S *	12/2007	Kim	D13/103
D568,240 S *	5/2008	Haydvoegel	D13/103
D616,360 S *	5/2010	Huang	D13/103
D616,361 S *	5/2010	Huang	D13/103
D622,716 S *	8/2010	Andre et al.	D14/250
D646,264 S *	10/2011	Dong	D14/250
D653,202 S *	1/2012	Hasbrook et al.	D13/103
D663,263 S *	7/2012	Gupta et al.	D13/103
D667,783 S *	9/2012	Zhang et al.	D13/102
D671,493 S *	11/2012	Hasbrook et al.	D13/119
D675,603 S *	2/2013	Melanson et al.	D14/250
D676,842 S *	2/2013	Weller et al.	D14/250
8,367,235 B2 *	2/2013	Huang	429/96
D679,271 S *	4/2013	Liu	D14/250
8,483,758 B2 *	7/2013	Huang	455/557

(Continued)

Primary Examiner — Rosemary K Tarca

(57) **CLAIM**

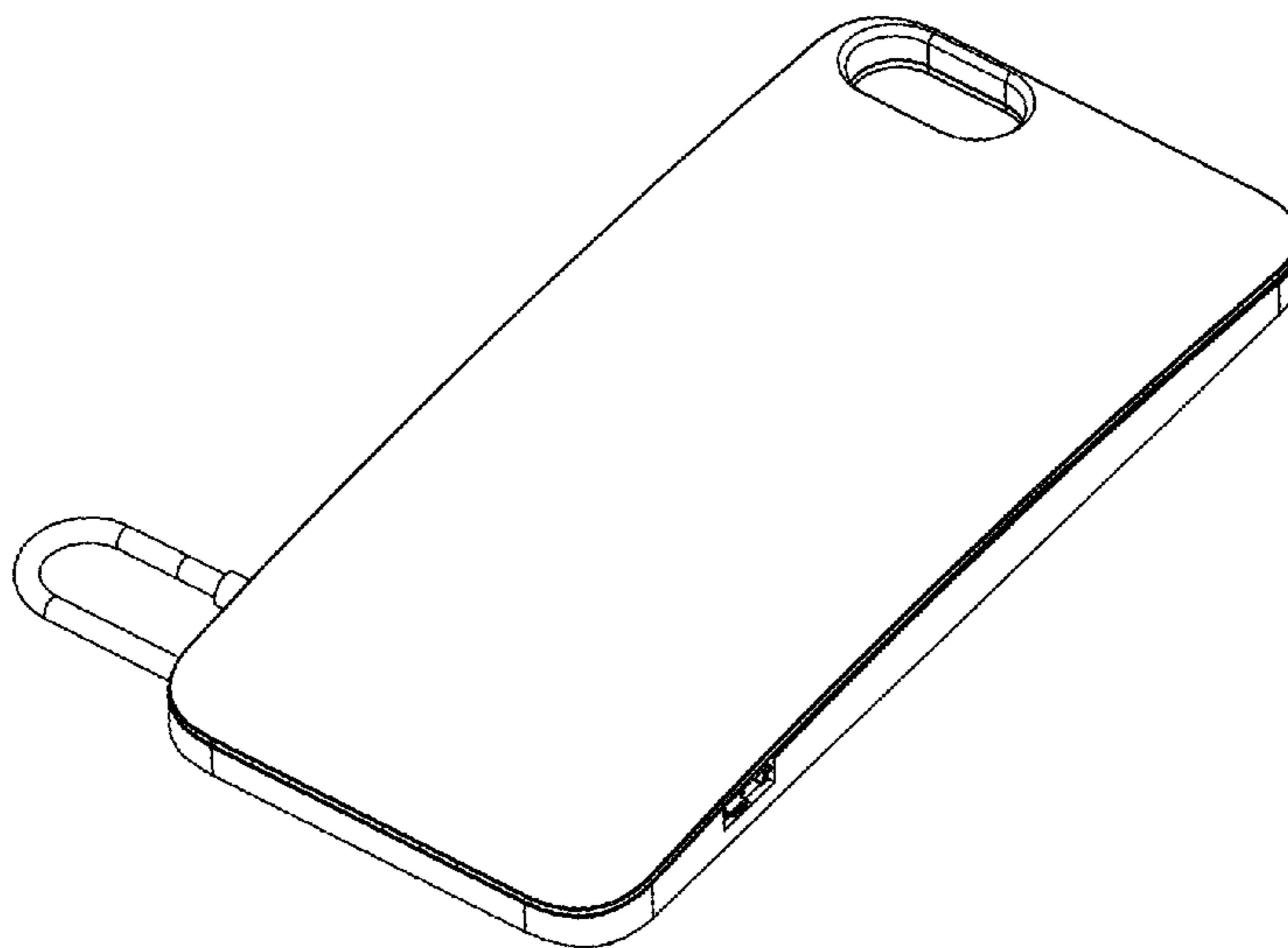
The ornamental design for a detachable smart phone protective device with backup power unit, as shown and described.

DESCRIPTION

FIG. 1 is a perspective view of a detachable smartphone protective device with backup power unit, FIG. 2 is a front elevational view thereof; FIG. 3 is a rear elevational view thereof; FIG. 4 is a left side elevational view thereof; FIG. 5 is a right side elevational view thereof; FIG. 6 is a top plan view thereof; FIG. 7 is a bottom plan view thereof; FIG. 8 is a bottom perspective view of a detachable smartphone protective device with backup power unit; and, FIG. 9 is a combinative view of the backup power unit and the detachable smartphone protective device.

The broken lines shown in the drawings are included for the purpose of illustrating environmental structure and form no part of the claimed design.

1 Claim, 8 Drawing Sheets



(56)

References Cited

U.S. PATENT DOCUMENTS

D696,239 S *	12/2013	Murchison et al.	D14/250	
D697,502 S *	1/2014	Chu et al.	D14/250	* cited by examiner
D697,903 S *	1/2014	Witter et al.	D14/250	
D699,715 S *	2/2014	Fitzgerald et al.	D14/250	
2009/0186264 A1 *	7/2009	Huang	429/96	

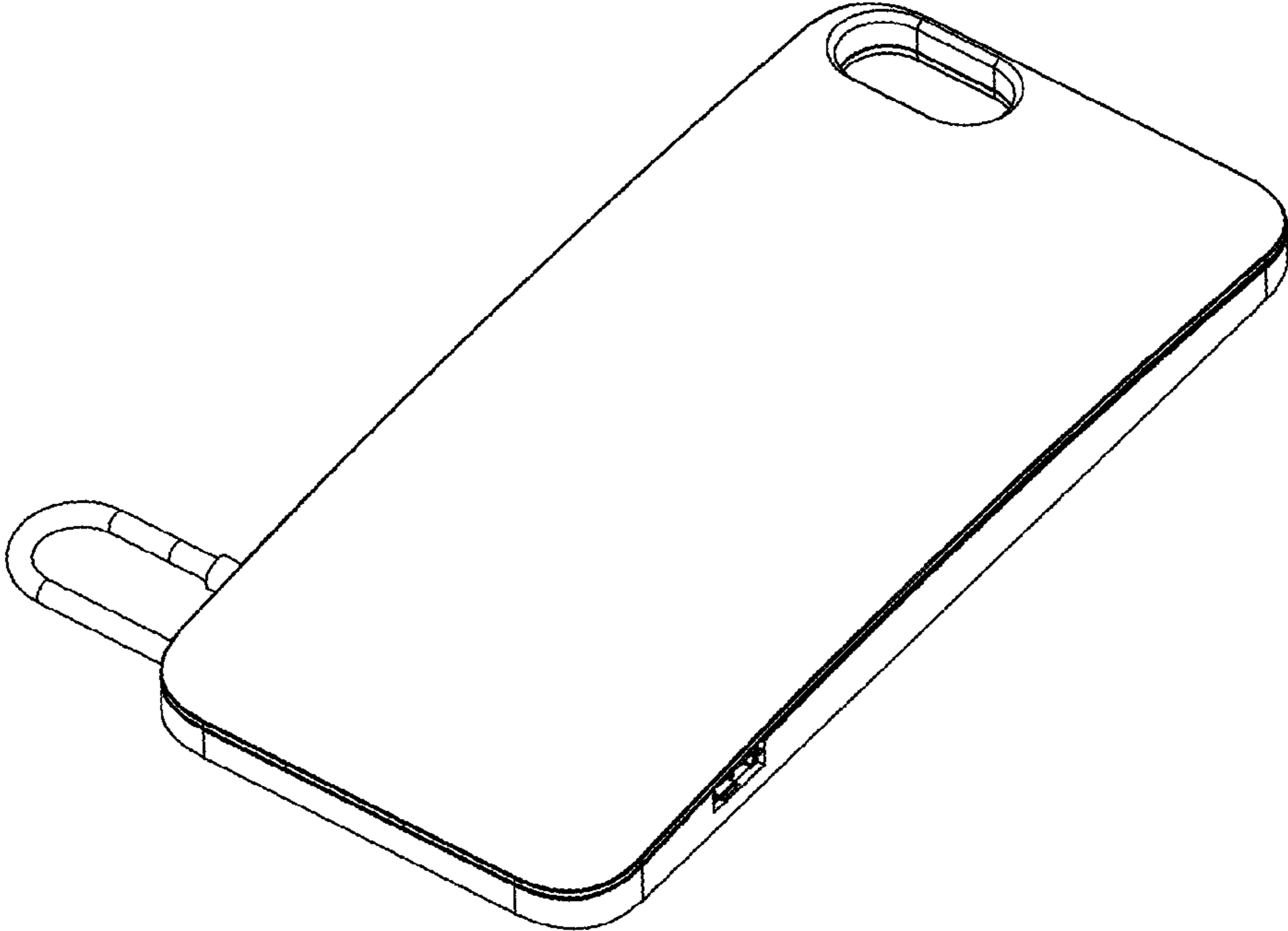


Fig.1

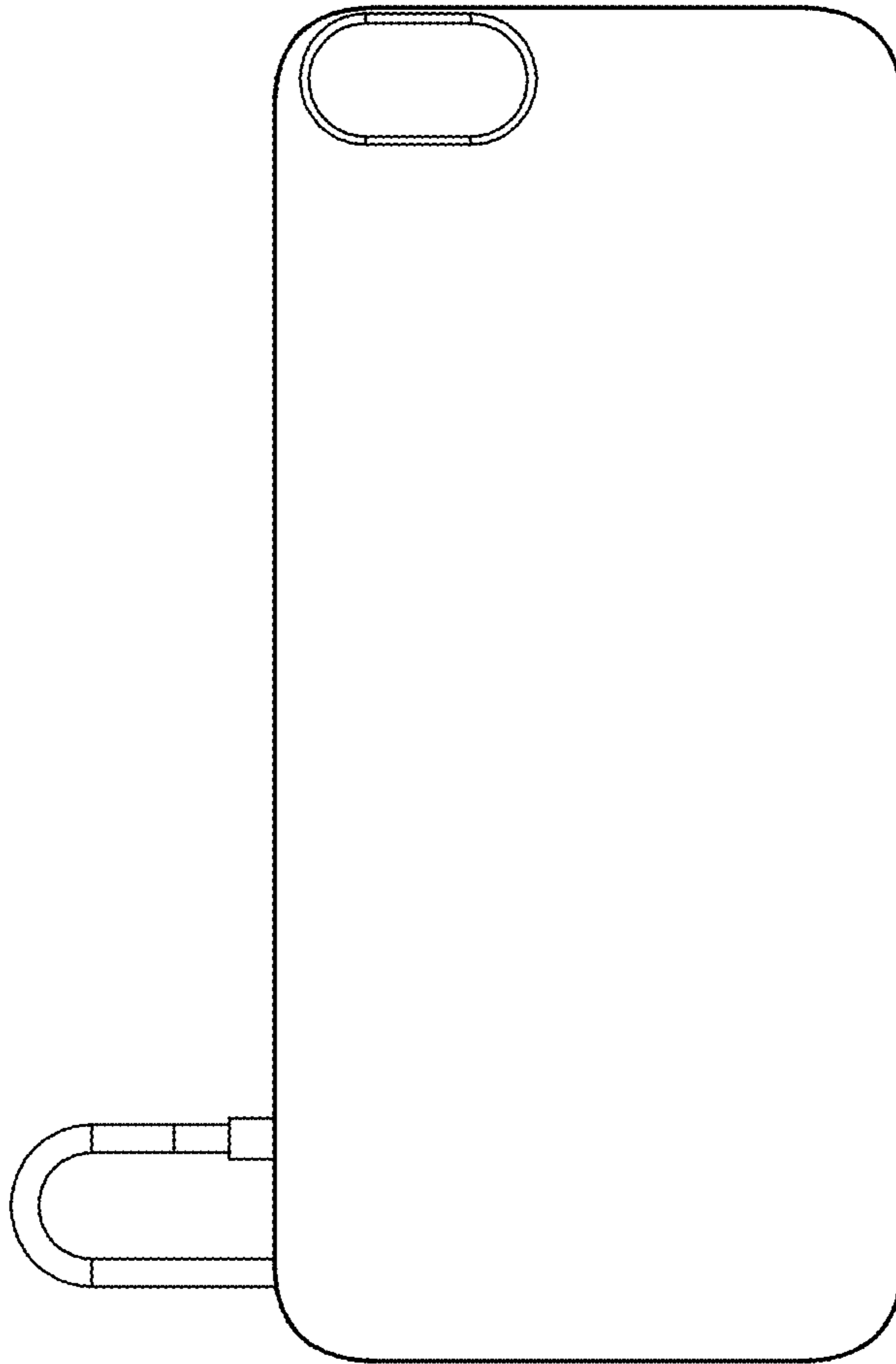


Fig.2




Fig.3



Fig.4

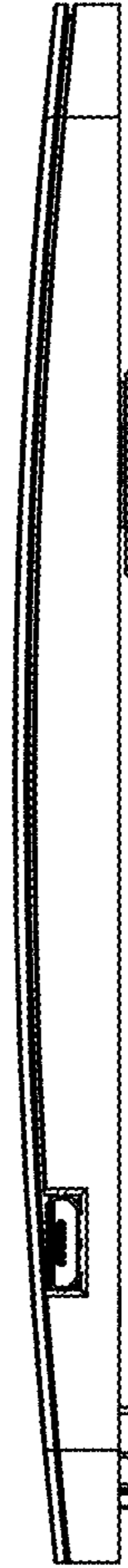


Fig.5




Fig.6



Fig.7

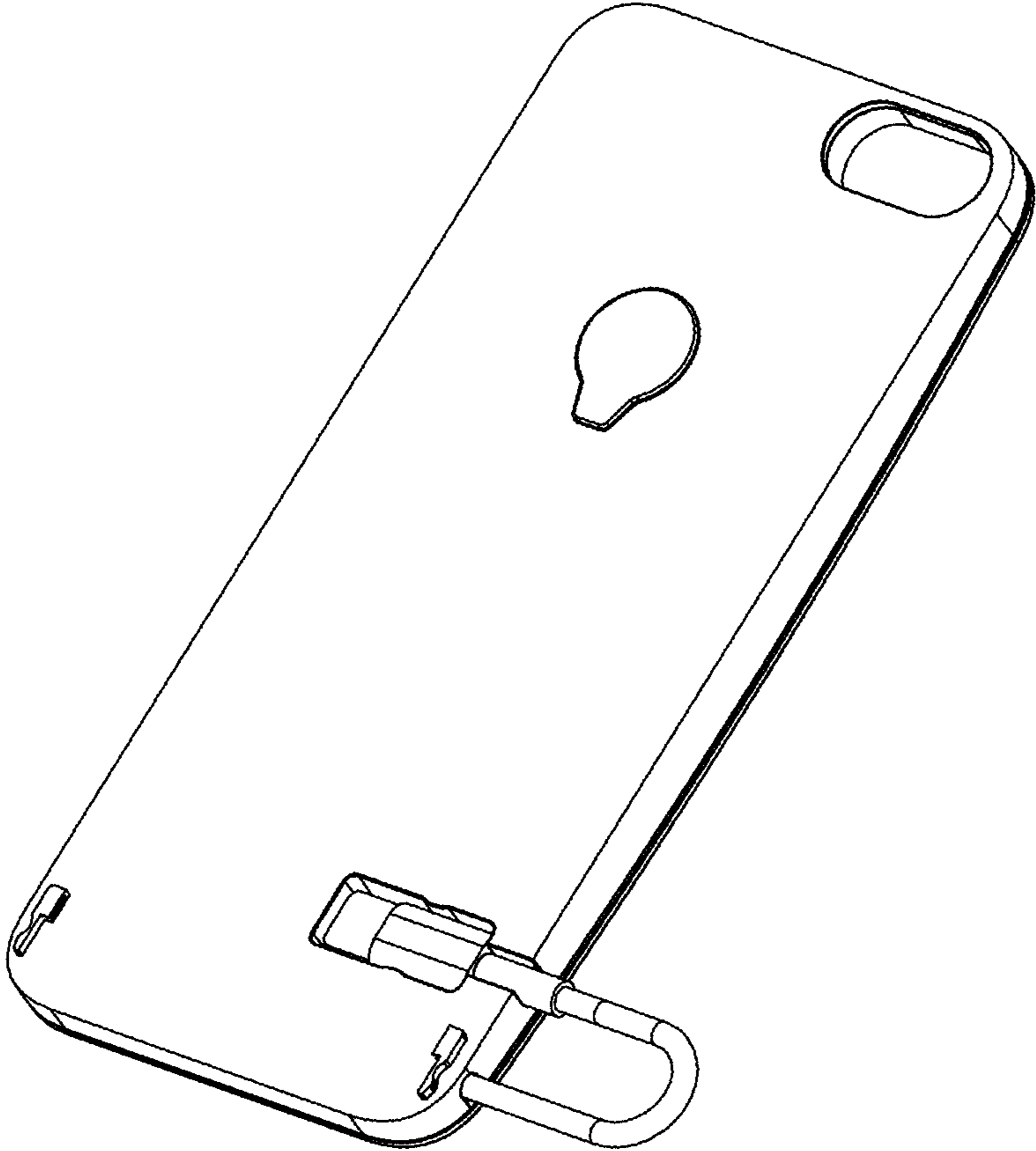


Fig.8

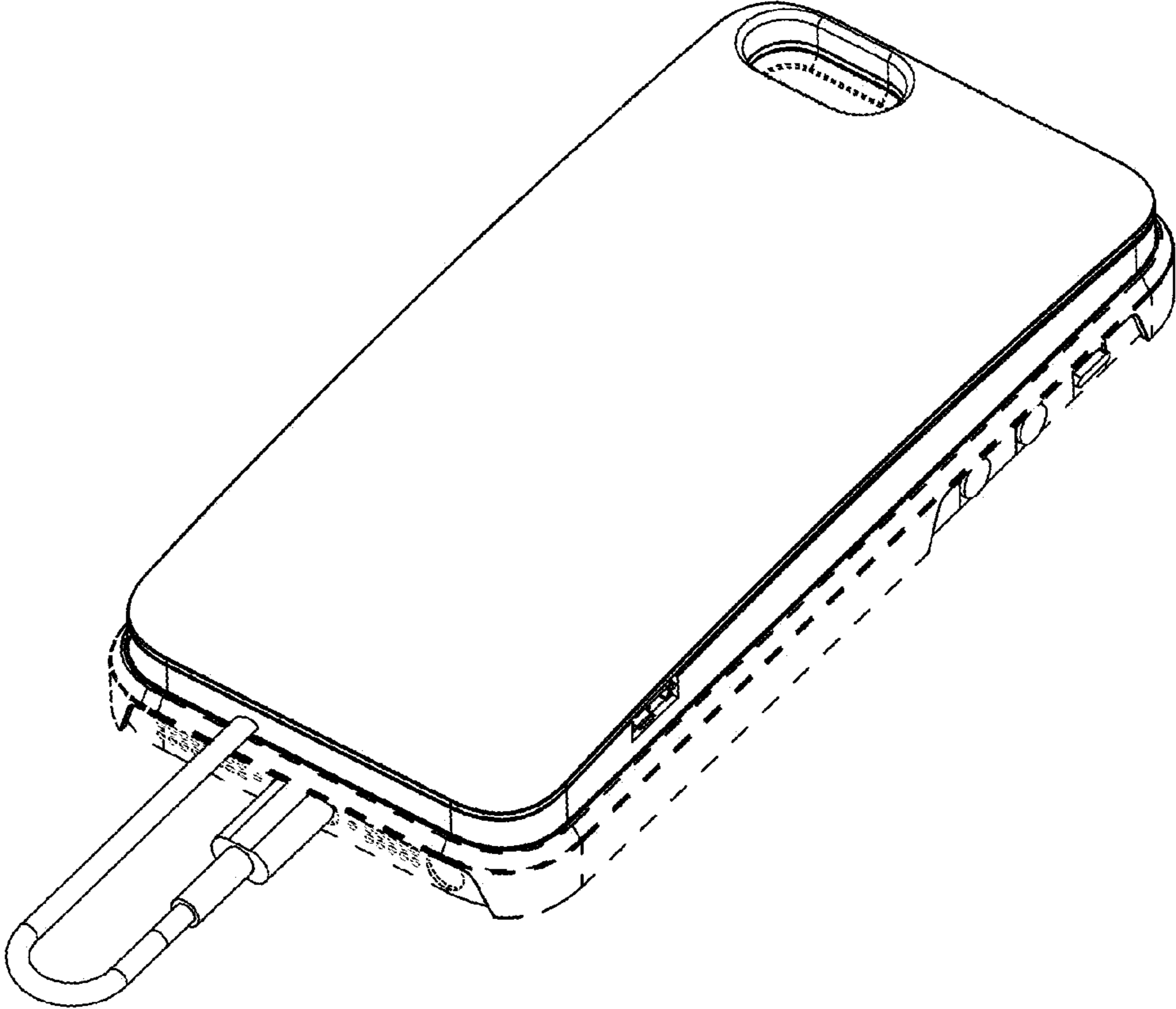


Fig.9