



US00D722926S

(12) **United States Design Patent**  
**Kato**

(10) **Patent No.:** **US D722,926 S**

(45) **Date of Patent:** **\*\* Feb. 24, 2015**

(54) **REAR BUMPER FOR AN AUTOMOBILE**

(71) Applicant: **Honda Motor Co., Ltd.**, Tokyo (JP)

(72) Inventor: **Chiaki Kato**, Wako (JP)

(73) Assignee: **Honda Motor Co., Ltd.**, Tokyo (JP)

(\*\*) Term: **14 Years**

(21) Appl. No.: **29/477,656**

(22) Filed: **Dec. 24, 2013**

(30) **Foreign Application Priority Data**

Jun. 28, 2013 (JP) ..... 2013-014751

(51) **LOC (10) Cl.** ..... **12-16**

(52) **U.S. Cl.**

USPC ..... **D12/169**

(58) **Field of Classification Search**

USPC ..... D12/169, 216, 90-92, 86, 171, 196,  
D12/163; 293/102, 113, 115, 117, 120;  
296/180.1, 180.2

See application file for complete search history.

(56) **References Cited**

U.S. PATENT DOCUMENTS

D671,054 S \* 11/2012 Yamada et al. .... D12/169  
D682,167 S \* 5/2013 Minami ..... D12/169  
D698,711 S \* 2/2014 Endo et al. .... D12/169  
D700,115 S \* 2/2014 Okumoto ..... D12/169

\* cited by examiner

*Primary Examiner* — Melody N Brown

(74) *Attorney, Agent, or Firm* — Westerman, Hattori,  
Daniels & Adrian, LLP

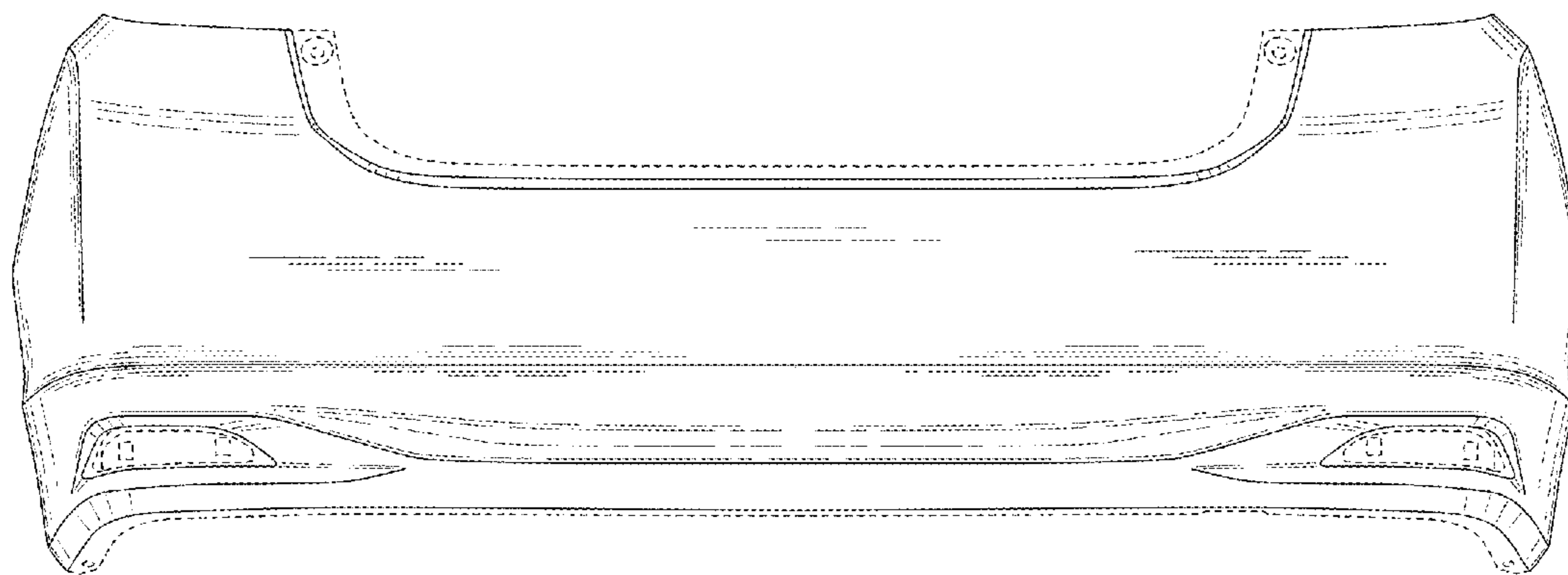
(57) **CLAIM**

The ornamental design for a rear bumper for an automobile,  
as shown and described.

**DESCRIPTION**

FIG. 1 is a left front perspective view of a rear bumper for an  
automobile showing my new design;  
FIG. 2 is a front elevational view thereof;  
FIG. 3 is a top plan view thereof; and,  
FIG. 4 is a right side elevational view thereof, the left side  
elevational view being a mirror image thereof.  
The broken lines illustrate environmental structure only and  
form no part of the claimed design.

**1 Claim, 4 Drawing Sheets**



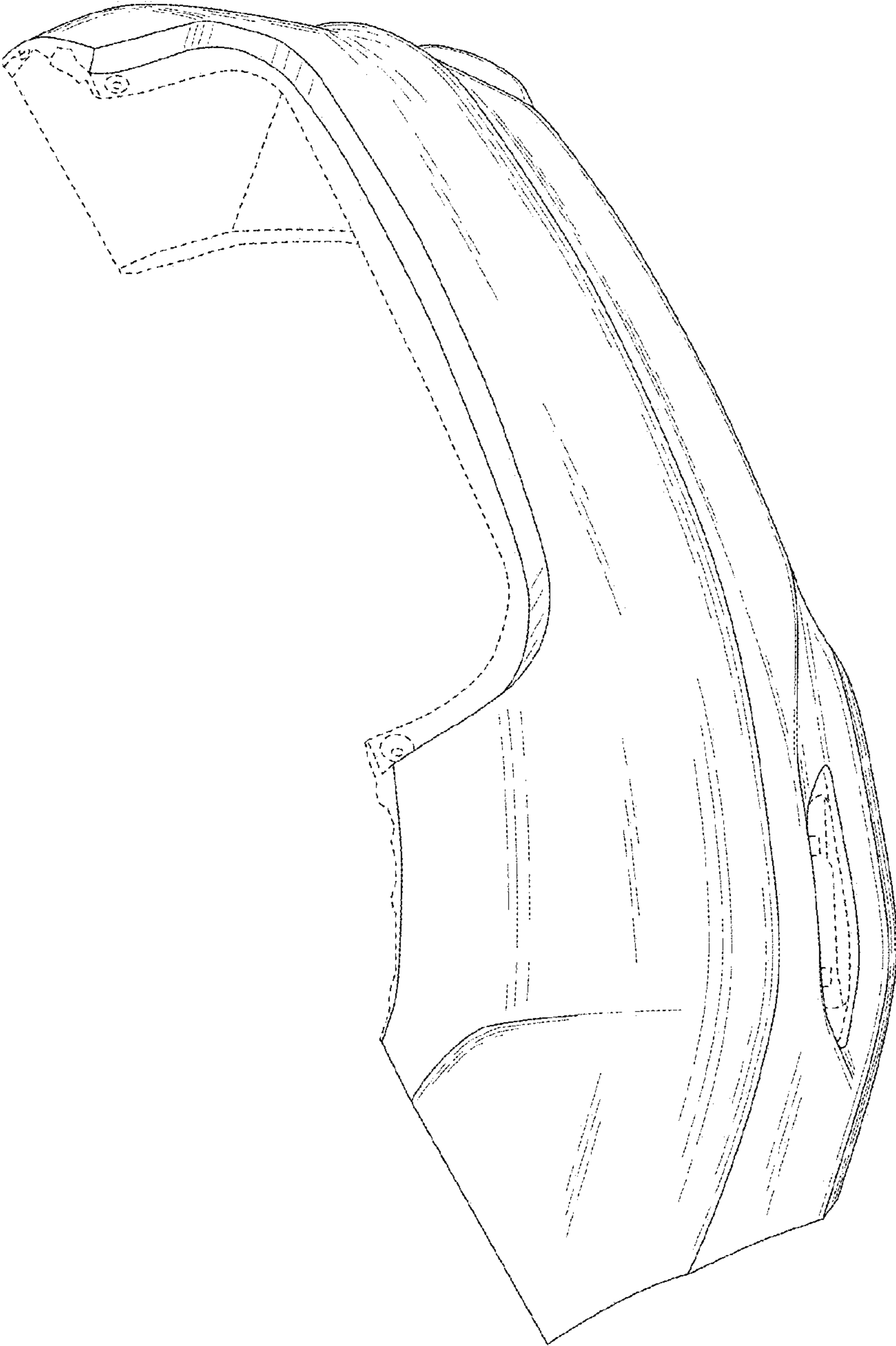


FIG.1

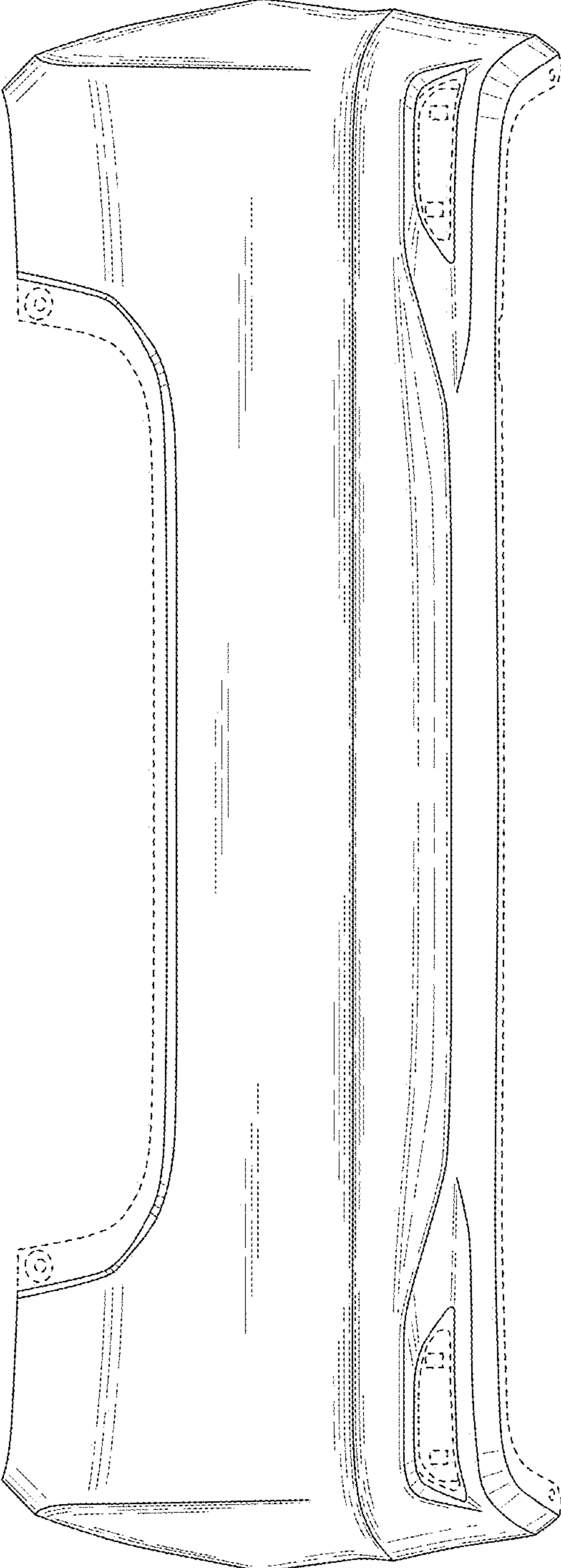


FIG.2

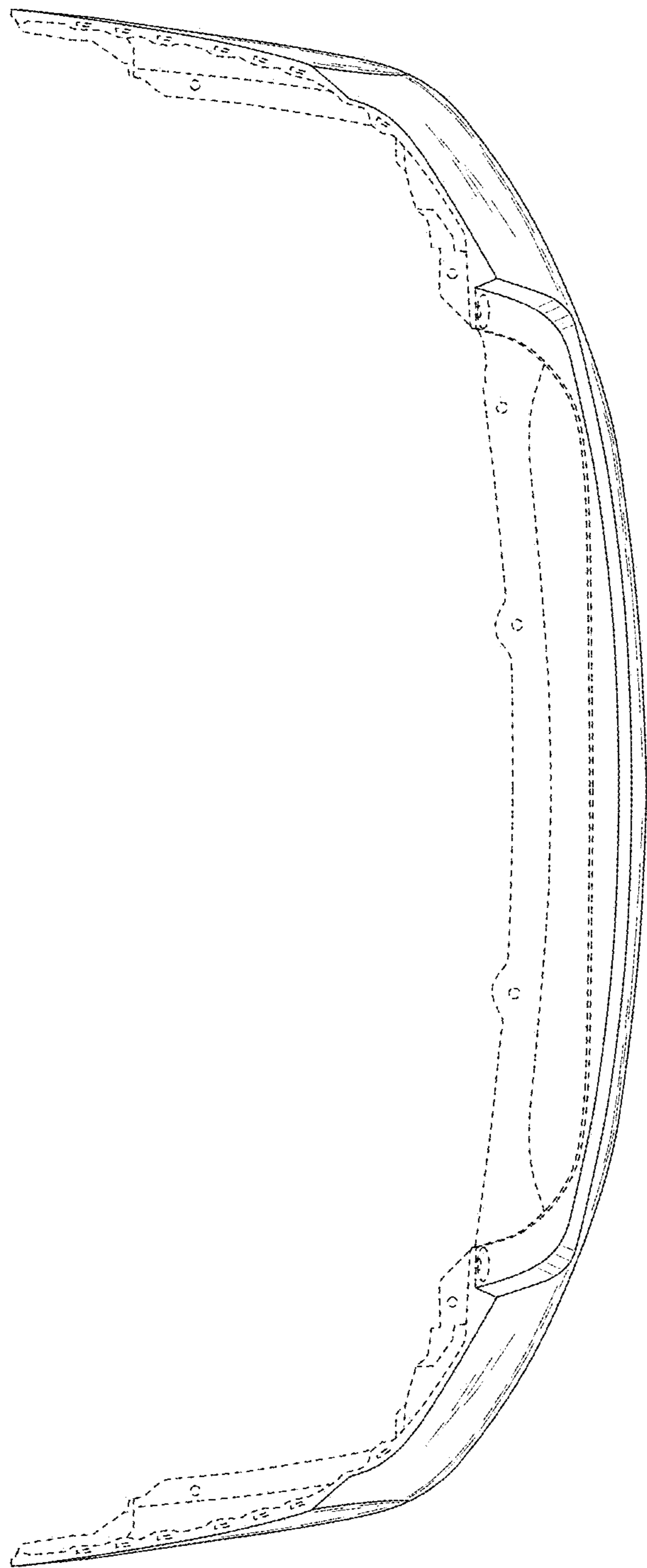


FIG.3

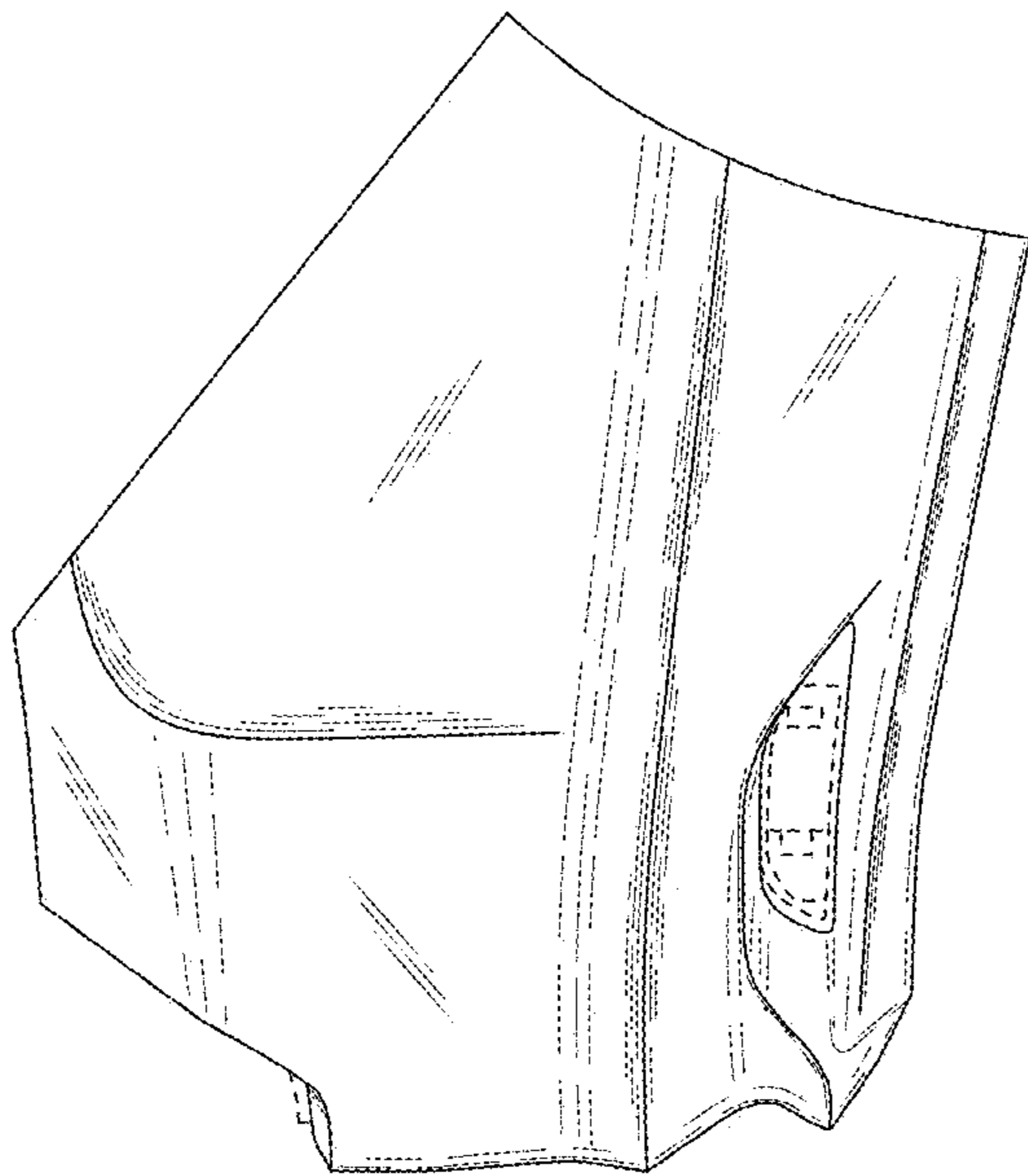


FIG.4