



US00D722922S

(12) **United States Design Patent**
Scolari

(10) **Patent No.:** **US D722,922 S**

(45) **Date of Patent:** **** Feb. 24, 2015**

(54) **SIDE CUT PEDAL DESIGN**

(71) Applicant: **Zike, LLC**, Greenville, SC (US)

(72) Inventor: **Nathan A. Scolari**, Greenville, SC (US)

(73) Assignee: **Zike, LLC**, Greenville, SC (US)

(**) Term: **14 Years**

(21) Appl. No.: **29/448,916**

(22) Filed: **Mar. 14, 2013**

(51) **LOC (10) Cl.** **12-11**

(52) **U.S. Cl.**
USPC **D12/125**

(58) **Field of Classification Search**
USPC D12/125, 114; D21/423; 280/221, 256,
280/254, 259, 62, 253, 87.05, 63; 482/57
See application file for complete search history.

(56) **References Cited**

U.S. PATENT DOCUMENTS

D638,482 S *	5/2011	Scolari et al.	D21/423
D638,483 S *	5/2011	Scolari et al.	D21/423
D638,484 S *	5/2011	Scolari et al.	D21/423
D638,485 S *	5/2011	Scolari et al.	D21/423
D638,488 S *	5/2011	Scolari et al.	D21/423
D638,489 S *	5/2011	Scolari et al.	D21/423
D638,491 S *	5/2011	Scolari et al.	D21/423
D638,498 S *	5/2011	Scolari et al.	D21/423
D638,499 S *	5/2011	Scolari et al.	D21/423

D638,500 S *	5/2011	Scolari et al.	D21/423
8,128,111 B2 *	3/2012	Scolari et al.	280/221
2002/0121177 A1 *	9/2002	Sassmannshausen	84/422.1
2005/0155482 A1 *	7/2005	Takegawa	84/422.1
2008/0088109 A1 *	4/2008	Chiu et al.	280/221
2011/0057411 A1 *	3/2011	Scolari et al.	280/221
2011/0057412 A1	3/2011	Owoc et al.	
2011/0187073 A1 *	8/2011	Fan	280/221
2012/0031253 A1 *	2/2012	Yoshino	84/422.1
2012/0223502 A1 *	9/2012	Chen	280/221

* cited by examiner

Primary Examiner — Eric Goodman

Assistant Examiner — Ryan Harvey

(74) *Attorney, Agent, or Firm* — McNair Law Firm, P.A.;
Douglas W. Kim

(57) **CLAIM**

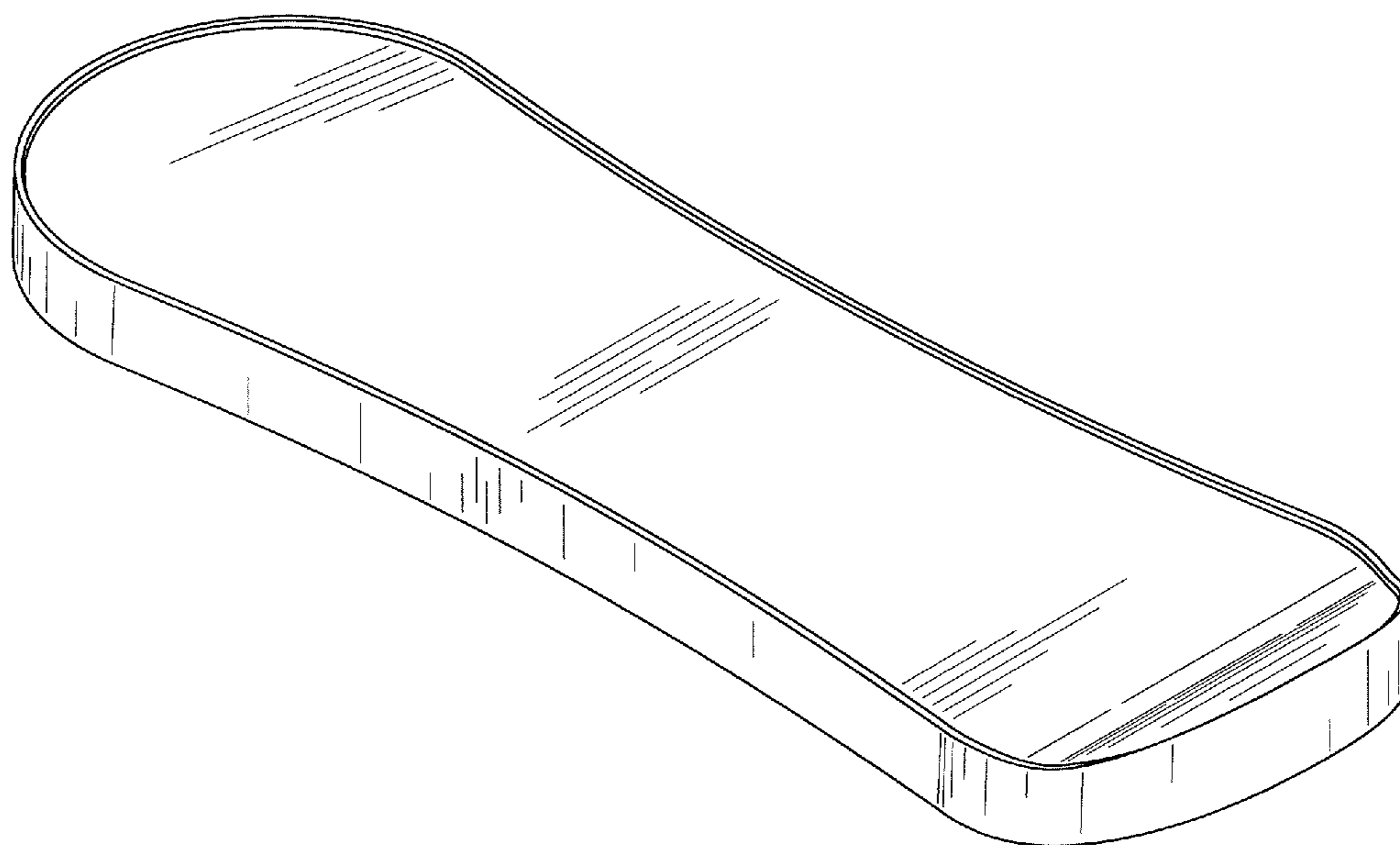
The ornamental design for a side cut pedal design, as shown and described.

DESCRIPTION

FIG. 1 is a top perspective view of a side cut pedal design;
FIG. 2 is a top view thereof;
FIG. 3 is a bottom view thereof;
FIG. 4 is a right side view thereof;
FIG. 5 is a left side view thereof;
FIG. 6 is a rear view thereof; and,
FIG. 7 is a front view thereof.

In the drawings, the broken lines illustrate portions of the article that form no part of the claimed design.

1 Claim, 4 Drawing Sheets



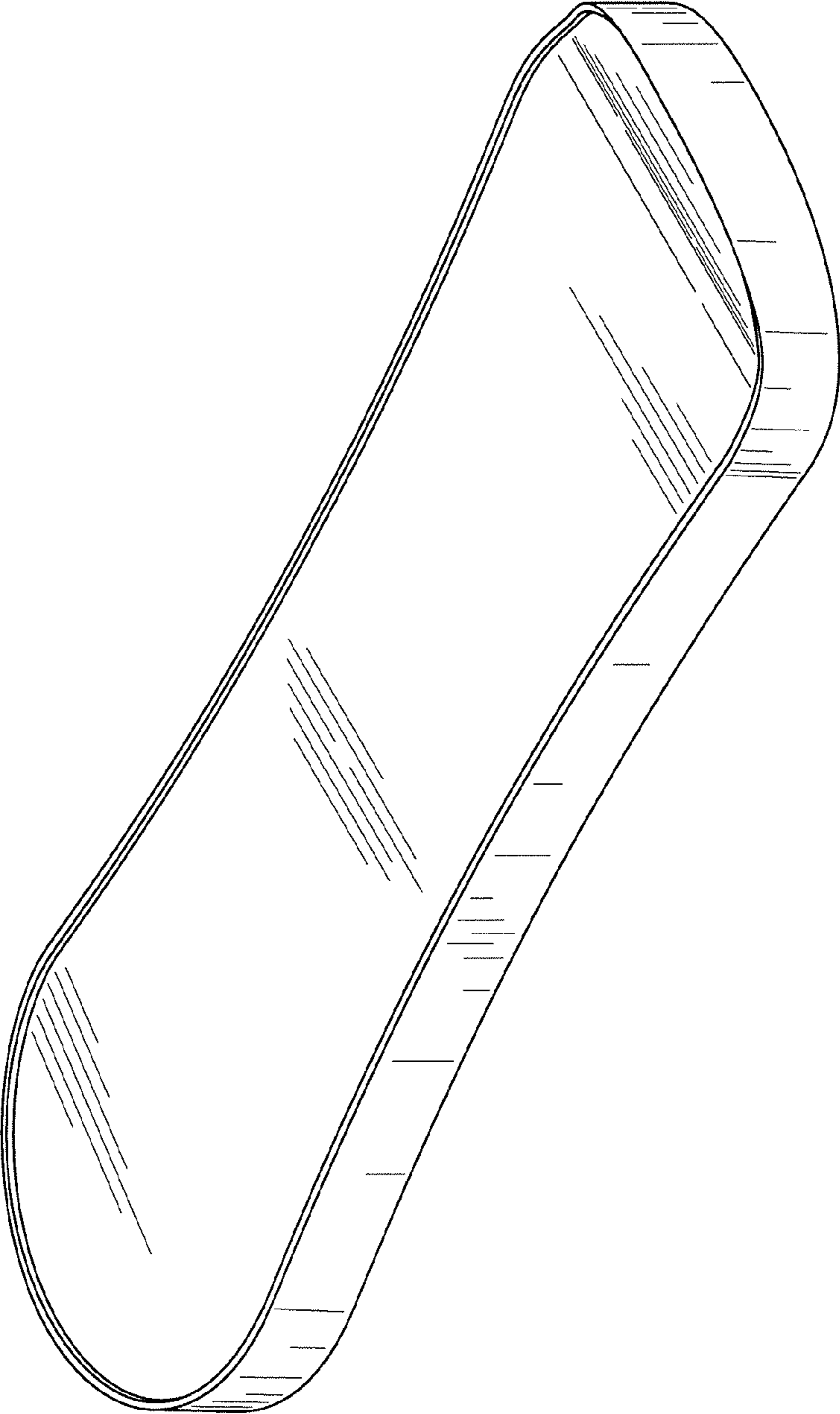


FIG. 1




FIG. 2

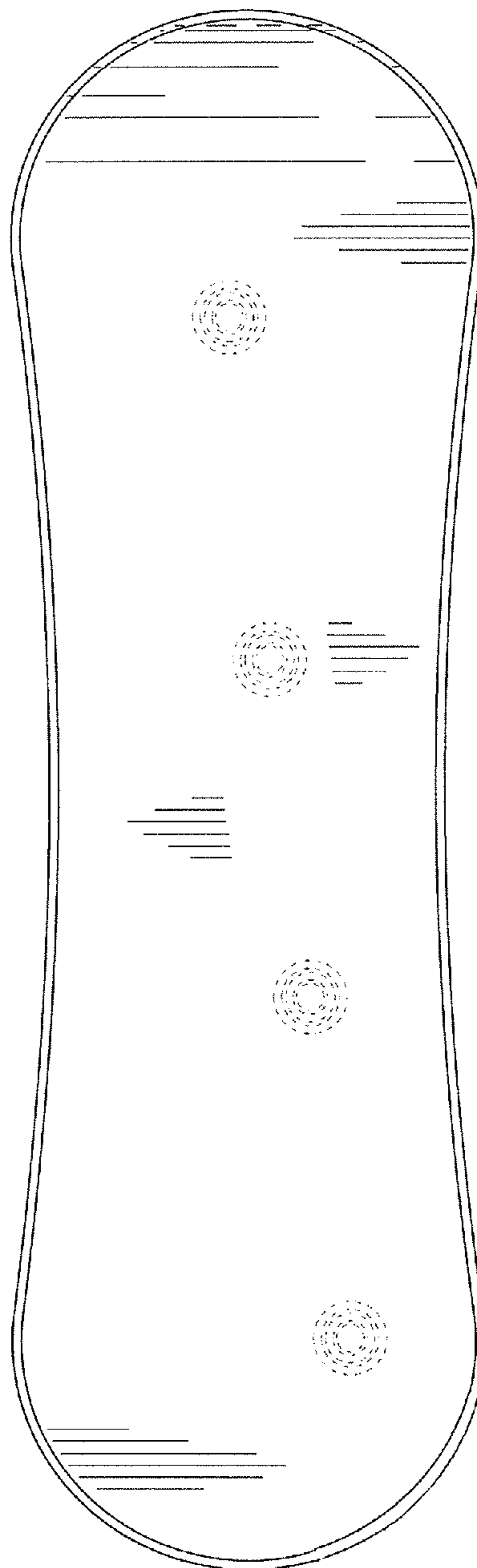


FIG. 3




FIG. 4




FIG. 5

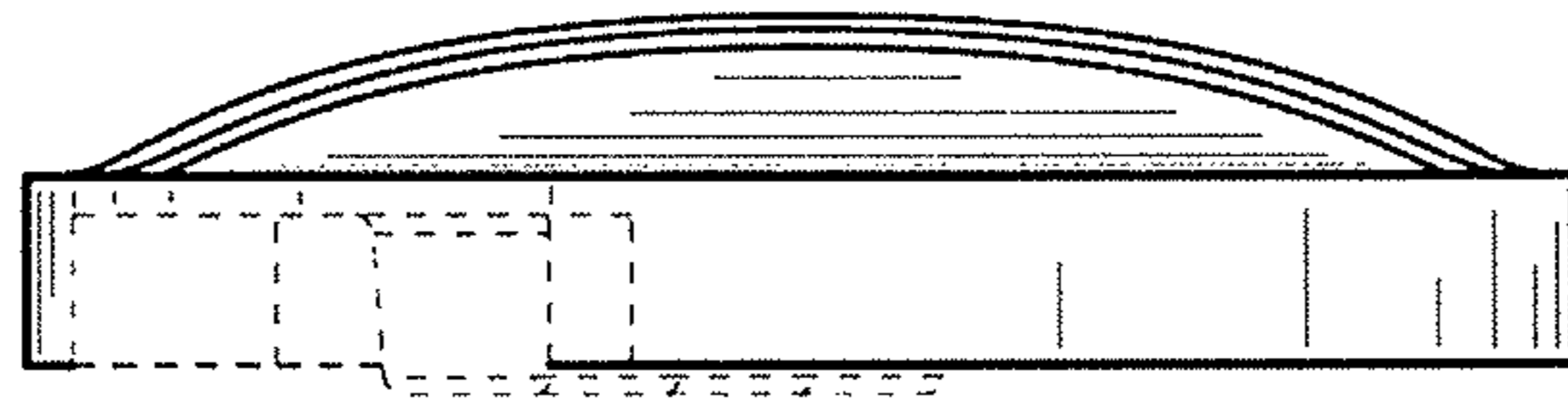


FIG. 6




FIG. 7