



US00D722916S

(12) **United States Design Patent**
Anastasiadis

(10) **Patent No.:** **US D722,916 S**
(45) **Date of Patent:** **** Feb. 24, 2015**

(54) **RUNNER'S PLAQUE**

(71) Applicant: **Alexandros Anastasiadis**, Sedona, AZ
(US)

(72) Inventor: **Alexandros Anastasiadis**, Sedona, AZ
(US)

(**) Term: **14 Years**

(21) Appl. No.: **29/479,327**

(22) Filed: **Jan. 14, 2014**

Related U.S. Application Data

(63) Continuation-in-part of application No. 29/428,398,
filed on Jul. 30, 2012, now Pat. No. Des. 698,279.

(51) **LOC (10) Cl.** **11-02**

(52) **U.S. Cl.**

USPC **D11/132**

(58) **Field of Classification Search**

USPC D11/125, 157, 131-133; D6/300-314,
D6/444; 40/700, 721, 722, 723, 725, 732,
40/735, 798; 428/13, 542.2, 542.4, 542.6,
428/913.3

See application file for complete search history.

(56) **References Cited**

U.S. PATENT DOCUMENTS

| | | | | |
|---------------|---------|-------------|-------|----------|
| D27,316 S * | 7/1897 | Kaschenbach | | D19/75 |
| D199,068 S * | 9/1964 | Reinhold | | D6/563 |
| D248,908 S * | 8/1978 | Robinson | | D6/320 |
| D251,223 S * | 3/1979 | Burge | | D6/320 |
| 4,834,248 A * | 5/1989 | Lee | | 211/85.3 |
| D331,855 S * | 12/1992 | Kaplan | | D6/512 |

| | | | | |
|----------------|---------|----------------|-------|---------|
| D416,423 S * | 11/1999 | Green | | D6/572 |
| D483,593 S * | 12/2003 | Knapp | | D6/572 |
| 7,407,142 B1 * | 8/2008 | Lopez | | 248/304 |
| D575,973 S * | 9/2008 | Goodman et al. | | D6/572 |
| D581,711 S * | 12/2008 | Goodman et al. | | D6/572 |
| D585,685 S * | 2/2009 | Mandel | | D6/515 |
| D602,295 S * | 10/2009 | Ferguson | | D6/572 |
| D698,279 S * | 1/2014 | Anastasiadis | | D11/132 |

* cited by examiner

Primary Examiner — T. Chase Nelson

Assistant Examiner — Michelle E Wilson

(74) *Attorney, Agent, or Firm* — QuickPatent; Kevin Prince

(57) **CLAIM**

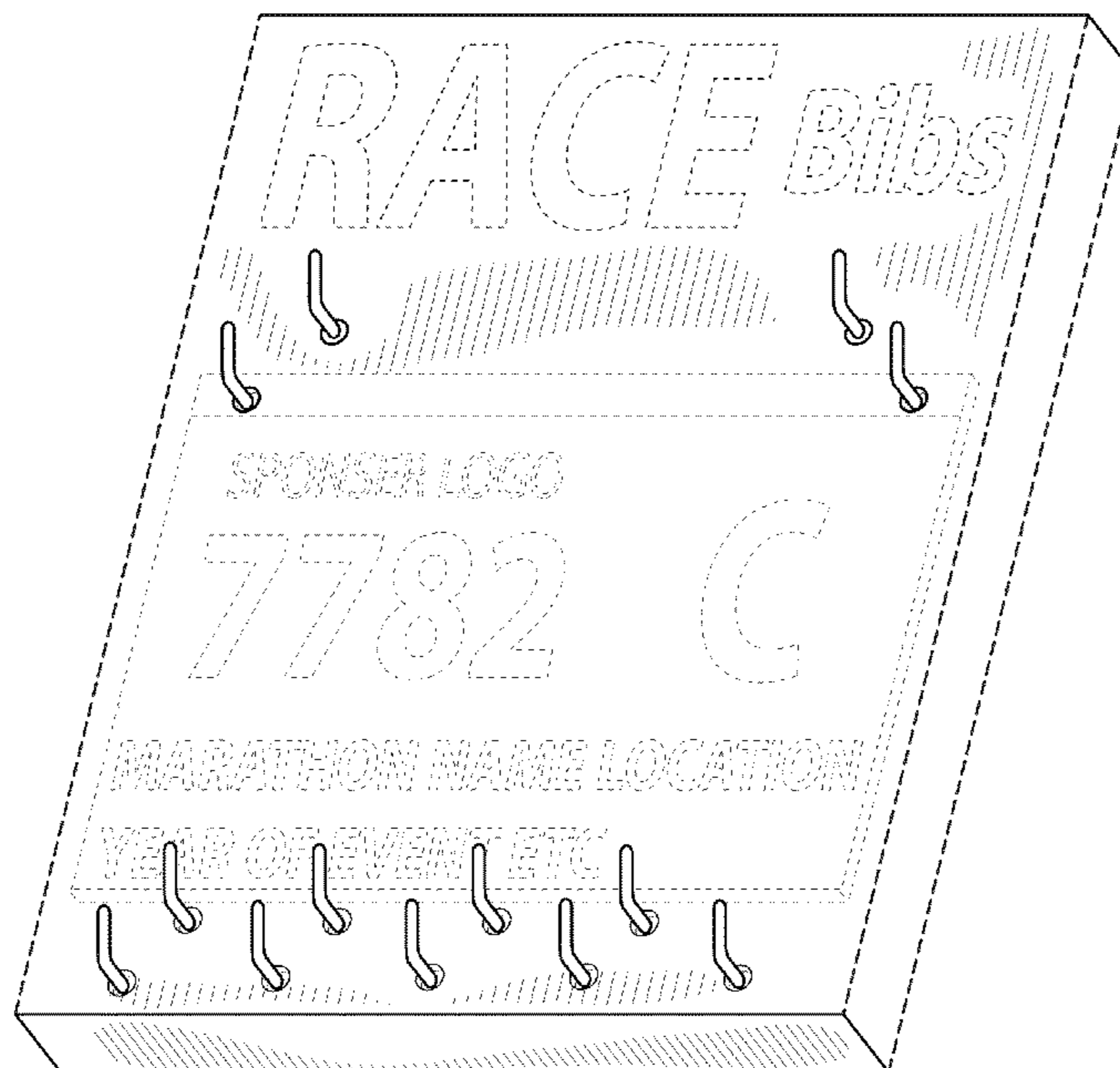
I claim the ornamental design for a runner's plaque, as shown and described.

DESCRIPTION

FIG. 1 is a perspective view of a runner's plaque, showing my new design;
 FIG. 2 is a front elevational view wherein the broken line structure has been removed for ease of illustration;
 FIG. 3 is a rear elevational view thereof;
 FIG. 4 is a left-side elevational view thereof, the right-side elevational view being a mirror image thereof;
 FIG. 5 is a top plan view thereof; and,
 FIG. 6 is a bottom plan view thereof.

The broken lines showing a text and a runner's bib in FIG. 1, and a hanging aperture in FIG. 3, depict environmental matter and form no part of the claimed design. The broken lines on a left side and right side of the design depict portions of the plaque forming no part of the claimed design.

1 Claim, 3 Drawing Sheets



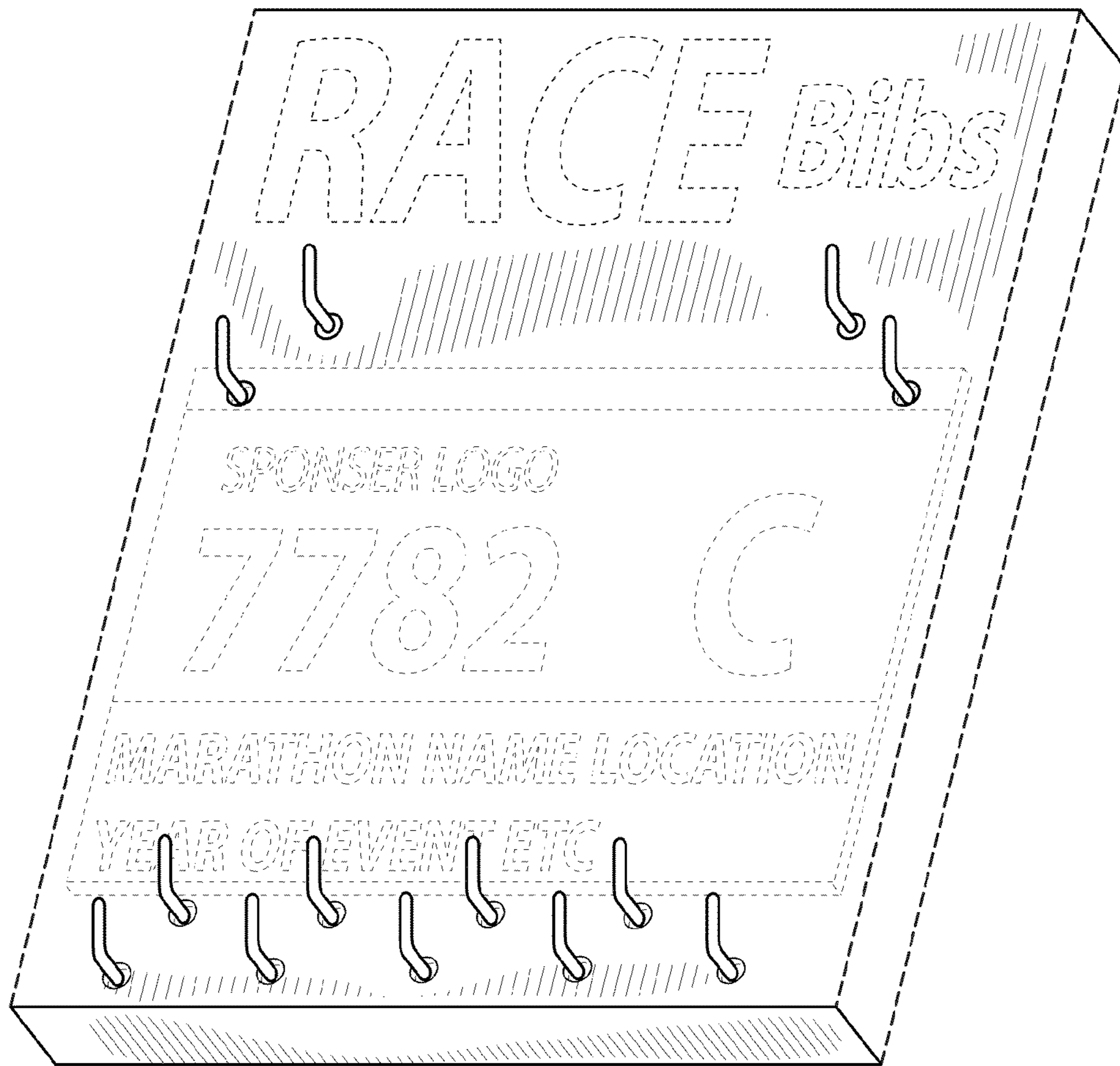


FIG. 1




FIG. 3

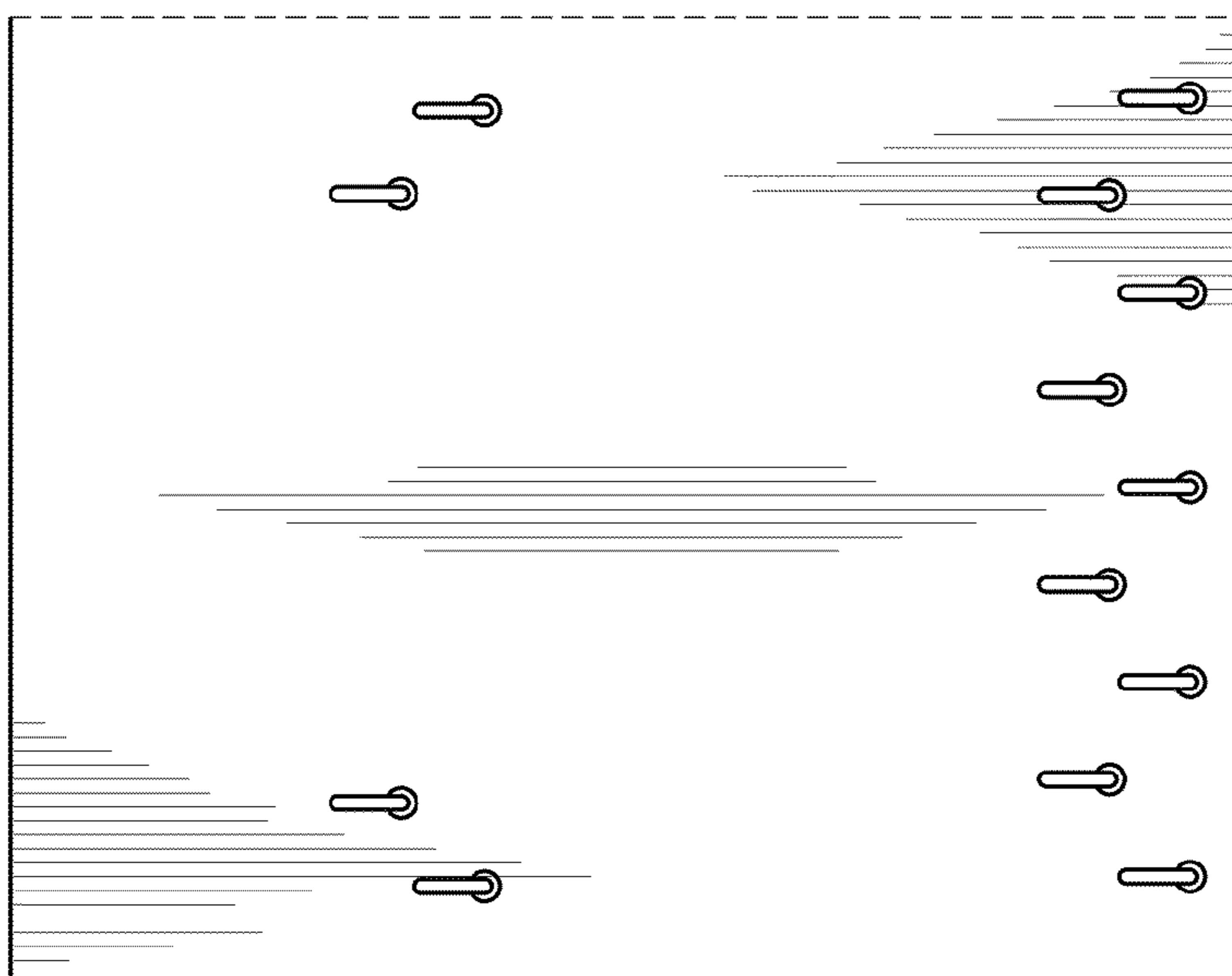


FIG. 2

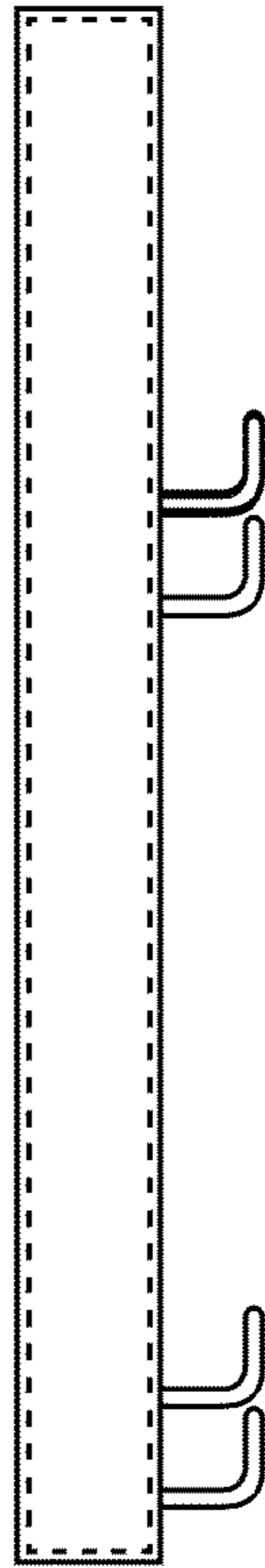


FIG. 4

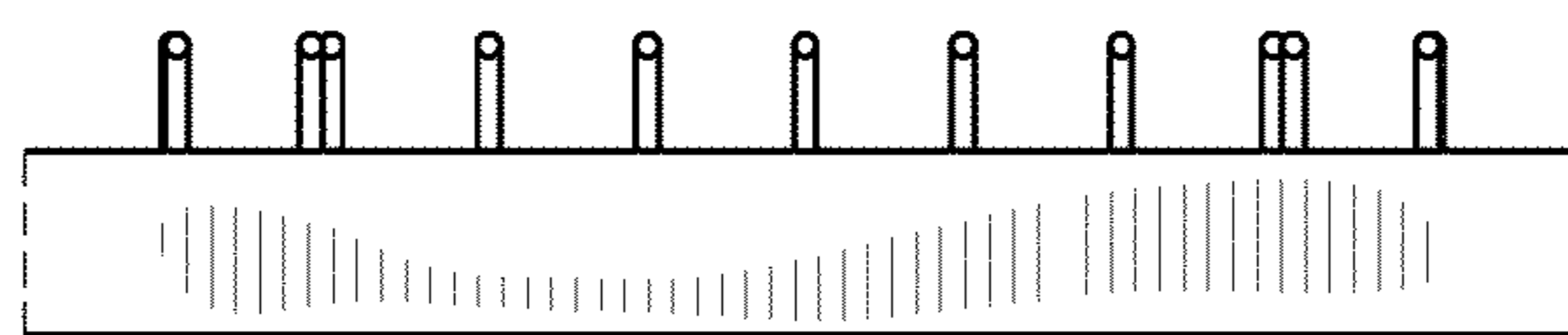


FIG. 5

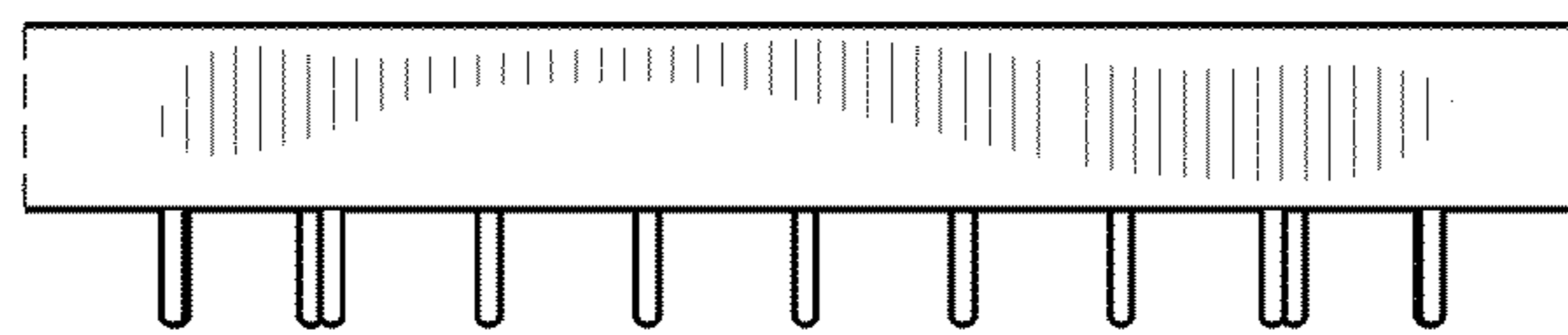


FIG. 6