

US00D722915S

(12) **United States Design Patent**
Cute

(10) **Patent No.:** **US D722,915 S**
(45) **Date of Patent:** **** Feb. 24, 2015**

- (54) **SANTA STAKE**
- (75) Inventor: **Joseph E. Cute**, Geneva, IL (US)
- (73) Assignee: **Sun Hill Industries, Inc.**, Fairfield, CA (US)
- (**) Term: **14 Years**
- (21) Appl. No.: **29/430,948**
- (22) Filed: **Aug. 31, 2012**
- (51) **LOC (10) Cl.** **11-05**
- (52) **U.S. Cl.**
USPC **D11/129; D11/150; D11/160; D6/404**
- (58) **Field of Classification Search**
CPC A47G 33/08; A47G 2033/12; A47G 2033/1233; A47G 2033/1266; A47G 7/00; A47G 7/02; A47G 7/025; A47G 7/04; A47G 7/042; A47G 7/044; A47G 7/045; A47G 7/047; B44C 5/06; A01G 5/00; A01G 5/02; A01G 5/04; A01G 5/06; A01G 9/00; A01G 9/02; B65D 85/505; B65D 85/52
USPC D11/117, 120, 121, 125, 127, 128, 129, D11/130, 131, 132, 133, 134, 143, 144, 149, D11/150, 157, 158, 160, 164; D6/403, 404, D6/405, 556, 557, 558; D26/9, 10, 16, 17; D99/19; 428/7, 8, 9, 10, 12, 19; 47/32.4, 32.5, 32.7, 33, 41.01, 41.1, 47/41.11, 41.12, 41.13, 41.14, 41.15, 44, 47/45, 46, 47, 65, 65.5, 65.9, 66.1, 66.2, 47/66.6, 66.7, 67, 68, 69, 70, 71
See application file for complete search history.

D177,047 S *	3/1956	Hettinger	D11/129
4,583,322 A *	4/1986	Dimich	47/66.6
4,876,824 A *	10/1989	Newsteder	47/66.6
5,037,679 A *	8/1991	Noble, Jr.	428/10
D367,373 S *	2/1996	Hardy	D6/396
D392,209 S *	3/1998	Hergert	D11/129
D392,210 S *	3/1998	Chong	D11/129
D397,957 S *	9/1998	Lee	D11/121
D437,802 S *	2/2001	Lin	D11/129
D446,155 S *	8/2001	Simpson	D11/129
D499,663 S *	12/2004	Yang	D11/129
D544,812 S *	6/2007	Limber	D11/129
D547,234 S *	7/2007	Tsai	D11/124
D571,687 S *	6/2008	Spencer	D11/130
D584,995 S *	1/2009	Dea	D11/149

(Continued)

OTHER PUBLICATIONS

U.S. Appl. No. 29/422,869, filed May 24, 2012, Cute.

Primary Examiner — Elizabeth J Oswecki
(74) *Attorney, Agent, or Firm* — Riverside Law LLP

(57) **CLAIM**

I claim the ornamental design for a santa stake, as shown and described.

DESCRIPTION

FIG. 1 is a perspective view of a santa stake showing my new design;
 FIG. 2 is a front view thereof;
 FIG. 3 is a rear view thereof;
 FIG. 4 is a right side view thereof;
 FIG. 5 is a left side view thereof;
 FIG. 6 is a top view thereof;
 FIG. 7 is a bottom view thereof; and,
 FIG. 8 is another perspective view thereof shown in a used condition with a plant shown in broken lines.
 The broken lines depict environmental subject matter only and form no part of the claimed design.

1 Claim, 6 Drawing Sheets

(56) **References Cited**
U.S. PATENT DOCUMENTS

1,709,543 A *	4/1929	Royal	229/116.3
D168,628 S *	1/1953	Melaragno	D11/129
D168,961 S *	3/1953	Melaragno	D11/120



(56)

References Cited

U.S. PATENT DOCUMENTS

D585,326 S * 1/2009 Donaldson D11/130
D588,495 S * 3/2009 Cobb D11/130
D619,921 S * 7/2010 Schulz D11/129
D648,567 S * 11/2011 Cute D6/404

D648,954 S 11/2011 Cute
D648,956 S * 11/2011 Cute D6/404
D680,464 S * 4/2013 Pedro De Oliveira D11/129
D680,465 S * 4/2013 Pedro De Oliveira D11/129
D692,253 S * 10/2013 Cute D6/404
D696,975 S * 1/2014 Cute D11/160

* cited by examiner

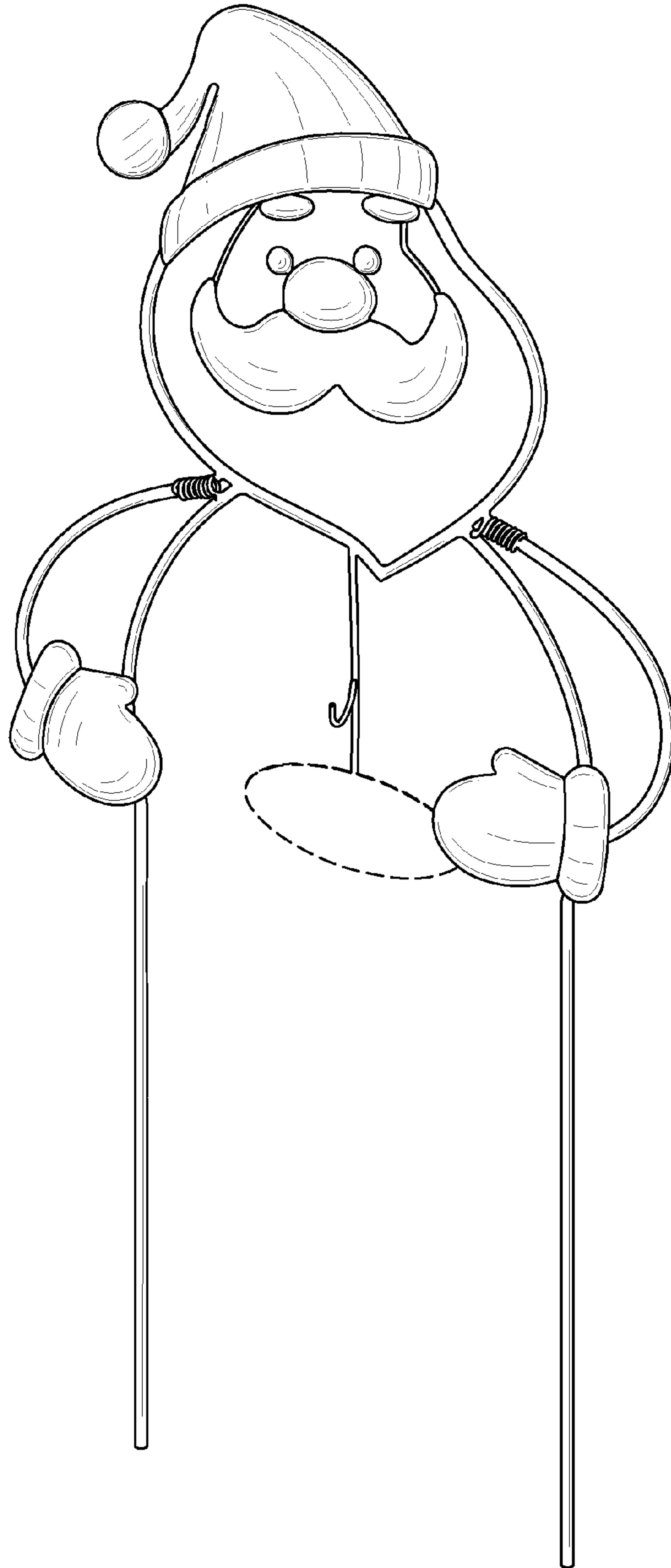


FIG. 1




FIG. 2




FIG. 3



FIG. 4



FIG. 5

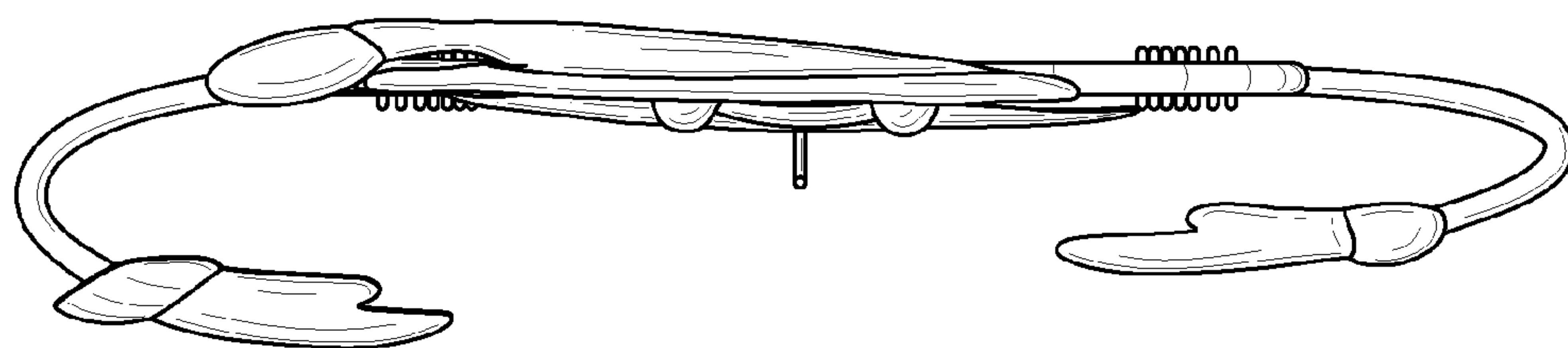


FIG. 6

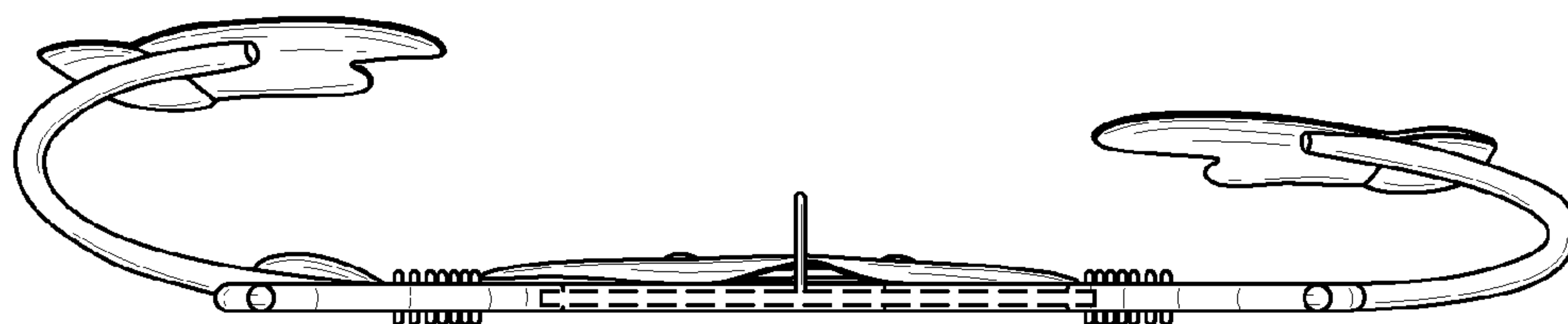


FIG. 7

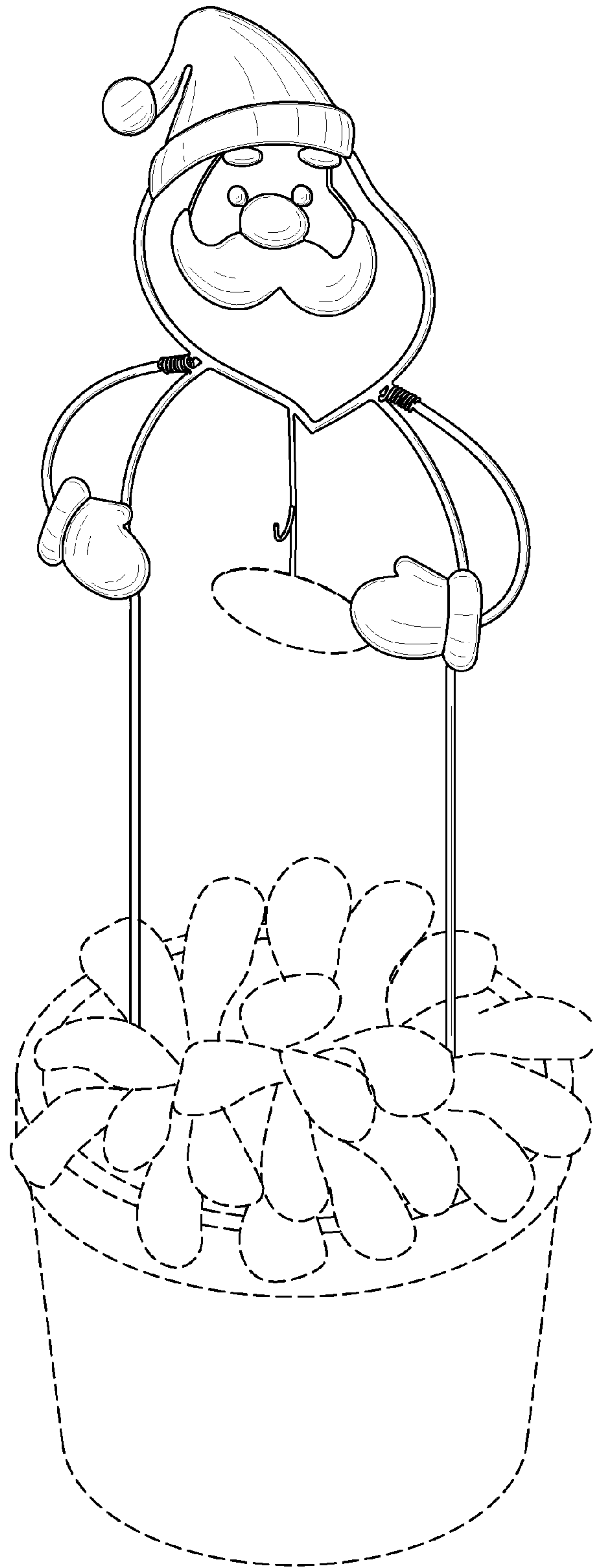


FIG. 8