

US00D722914S

(12) **United States Design Patent**
Cute

(10) **Patent No.:** **US D722,914 S**
(45) **Date of Patent:** **** Feb. 24, 2015**

- (54) **SNOWMAN STAKE**
- (75) Inventor: **Joseph E. Cute**, Geneva, IL (US)
- (73) Assignee: **Sun Hill Industries, Inc.**, Fairfield, CA (US)
- (**) Term: **14 Years**
- (21) Appl. No.: **29/430,949**
- (22) Filed: **Aug. 31, 2012**
- (51) **LOC (10) Cl.** **11-05**
- (52) **U.S. Cl.**
USPC **D11/127; D11/149; D11/158; D6/404**
- (58) **Field of Classification Search**
CPC **A47G 33/08; A47G 2033/12; A47G 2033/1233; A47G 2033/1266; A47G 7/00; A47G 7/02; A47G 7/025; A47G 7/04; A47G 7/042; A47G 7/044; A47G 7/045; A47G 7/047; B44C 5/06; A01G 5/00; A01G 5/02; A01G 5/04; A01G 5/06; A01G 9/00; A01G 9/02; B65D 85/505; B65D 85/52**
USPC **D11/117, 120, 121, 125, 127, 130, 131, D11/132, 133, 134, 143, 144, 149, 157, 158, D11/164; D6/403, 404, 405, 556, 557, 558; D26/9, 10, 16, 17; D99/19; 428/7, 8, 9, 428/10, 12, 19**
See application file for complete search history.

- D426,432 S * 6/2000 Saddler D8/1
- D444,005 S * 6/2001 Walters-Dowding et al. . D6/462
- D571,687 S * 6/2008 Spencer D11/130
- D584,995 S * 1/2009 Dea D11/149
- D585,326 S * 1/2009 Donaldson D11/130
- D588,495 S * 3/2009 Cobb D11/130
- D648,567 S * 11/2011 Cute D6/404
- D648,954 S * 11/2011 Cute D6/404
- D648,955 S * 11/2011 Cute
- D648,956 S * 11/2011 Cute D6/404
- D668,746 S * 10/2012 Browder D23/267
- D692,253 S * 10/2013 Cute D6/404
- D696,975 S * 1/2014 Cute D11/160

OTHER PUBLICATIONS

U.S. Appl. No. 29/422,871, filed May 24, 2012, Cute.

* cited by examiner

Primary Examiner — Elizabeth J Oswecki
(74) *Attorney, Agent, or Firm* — Riverside Law LLP

(57) **CLAIM**

I claim the ornamental design for a snowman stake, as shown and described.

DESCRIPTION

FIG. 1 is a perspective view of a snowman stake showing my new design;
FIG. 2 is a front view thereof;
FIG. 3 is a rear view thereof;
FIG. 4 is a right side view thereof;
FIG. 5 is a left side view thereof;
FIG. 6 is a top view thereof;
FIG. 7 is a bottom view thereof; and,
FIG. 8 is another perspective view thereof shown in a used condition with a plant shown in broken lines.
The broken lines depict environmental subject matter only and form no part of the claimed design.

1 Claim, 6 Drawing Sheets

(56) **References Cited**
U.S. PATENT DOCUMENTS

- D169,123 S * 3/1953 Butzko D11/128
- 4,583,322 A * 4/1986 Dimich 47/66.6
- 4,876,824 A * 10/1989 Newsteder 47/66.6
- D367,373 S * 2/1996 Hardy D6/396
- D369,292 S * 4/1996 Gary et al. D8/367
- D398,258 S * 9/1998 Lee D11/121
- D398,516 S * 9/1998 Brown et al. D8/370
- D406,788 S * 3/1999 Adams et al. D11/127



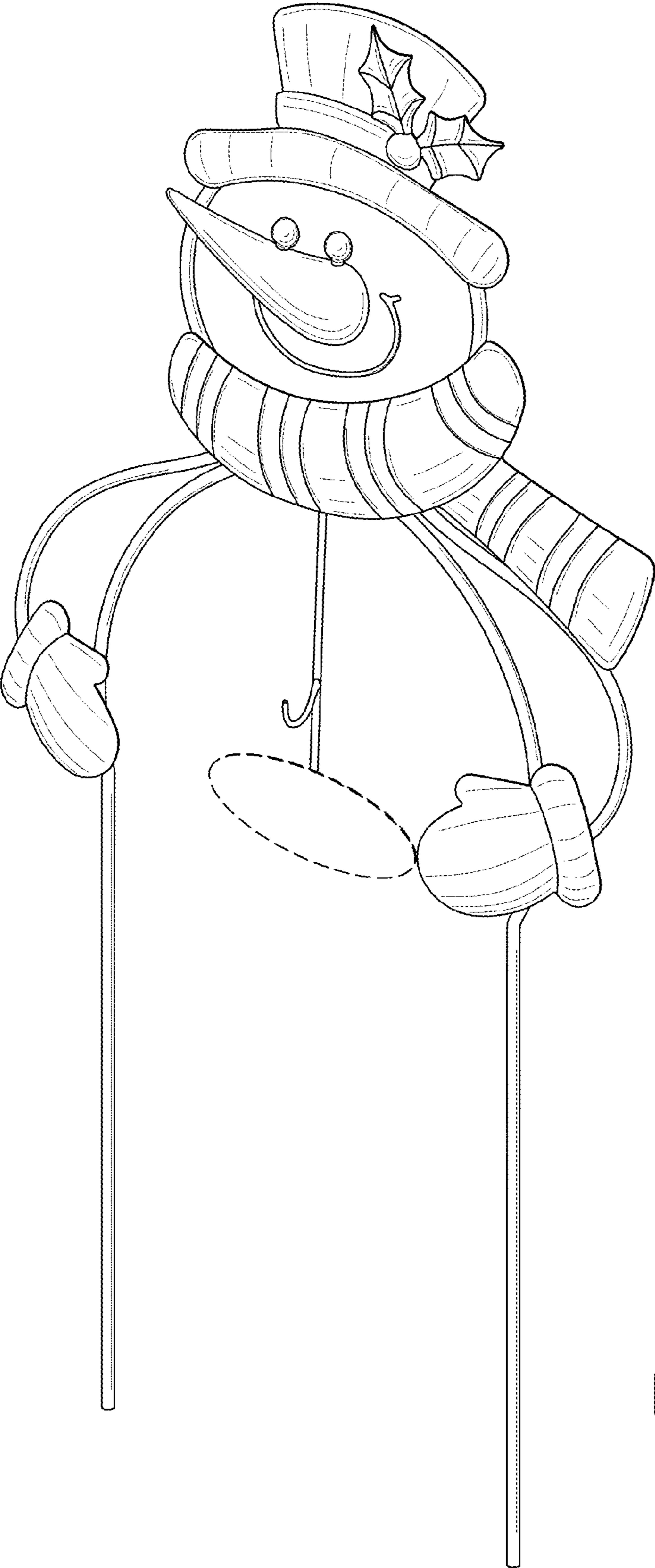


FIG. 1

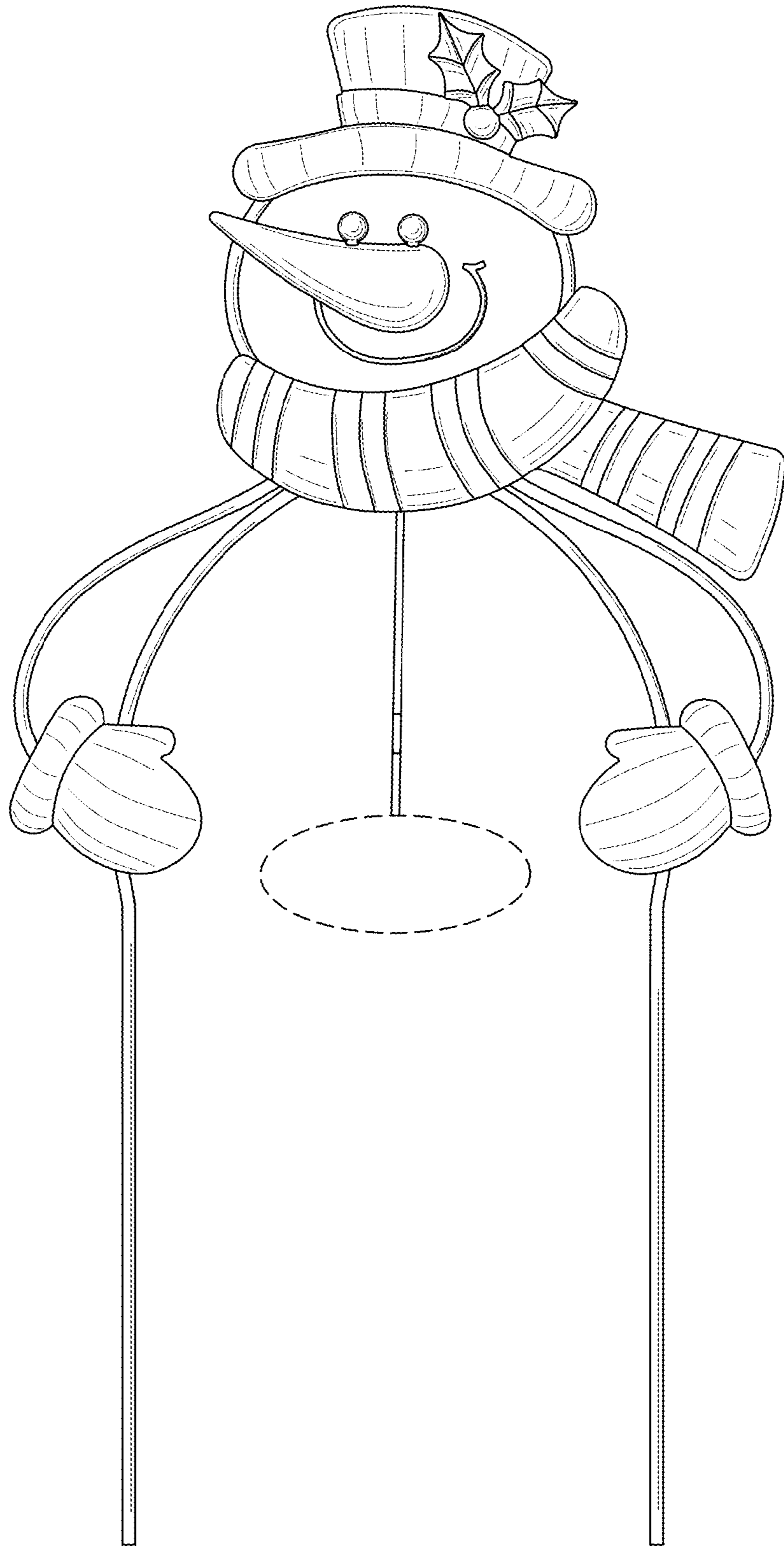


FIG. 2

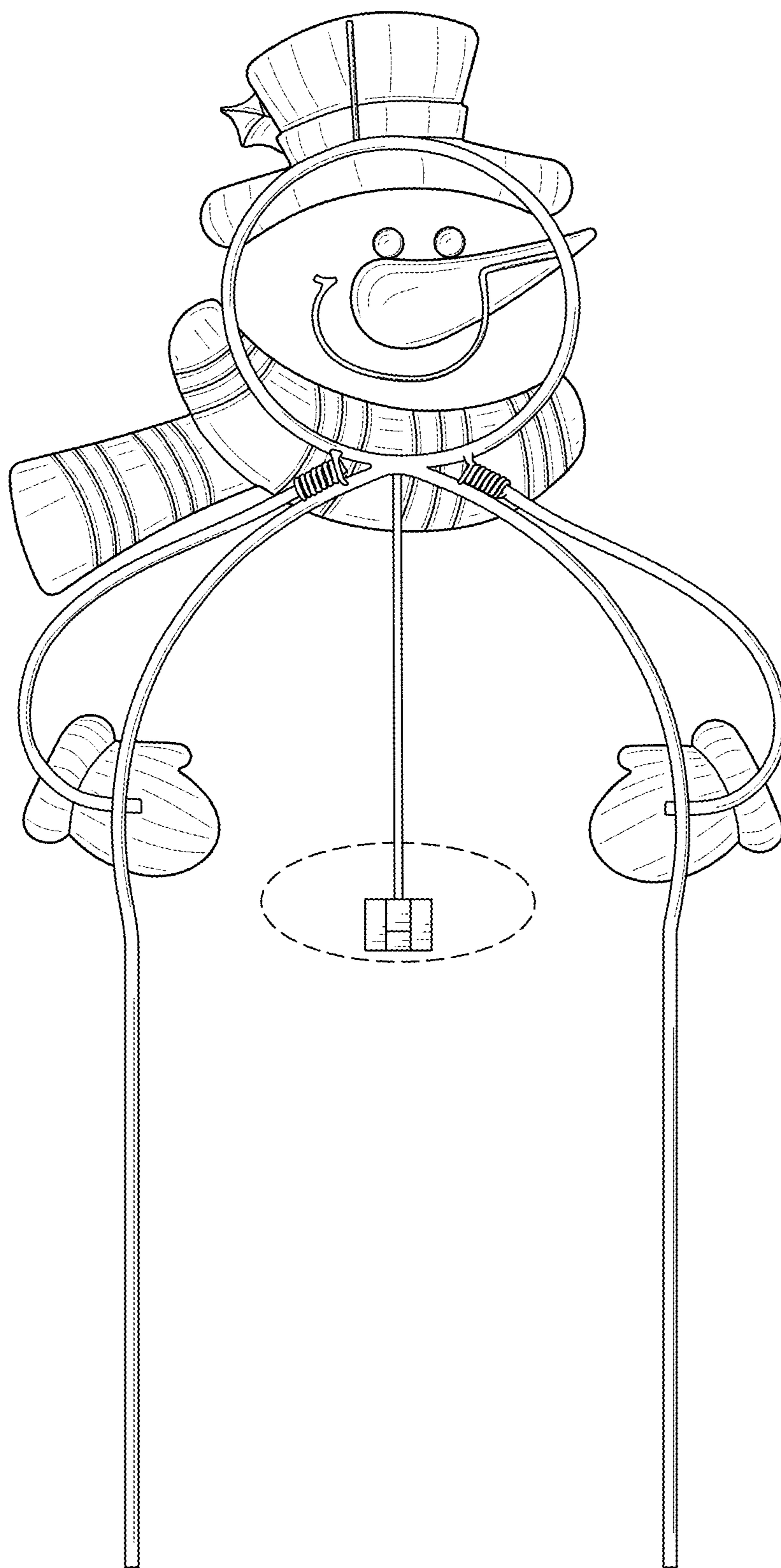


FIG. 3

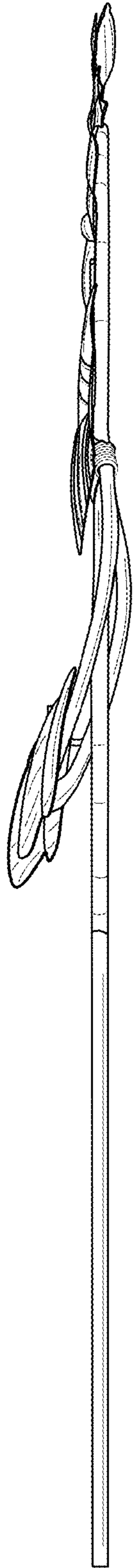


FIG. 4



FIG. 5

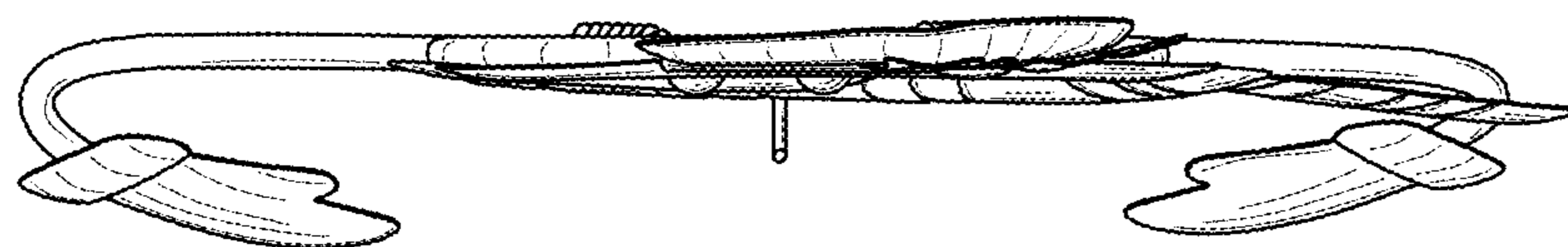


FIG. 6

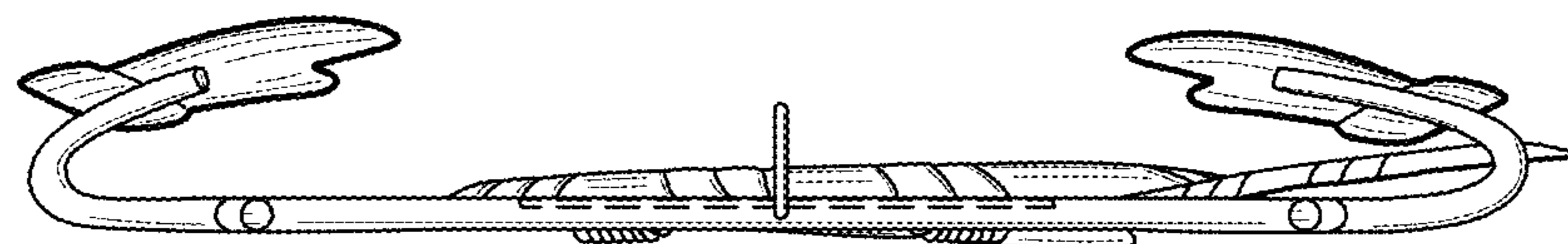


FIG. 7

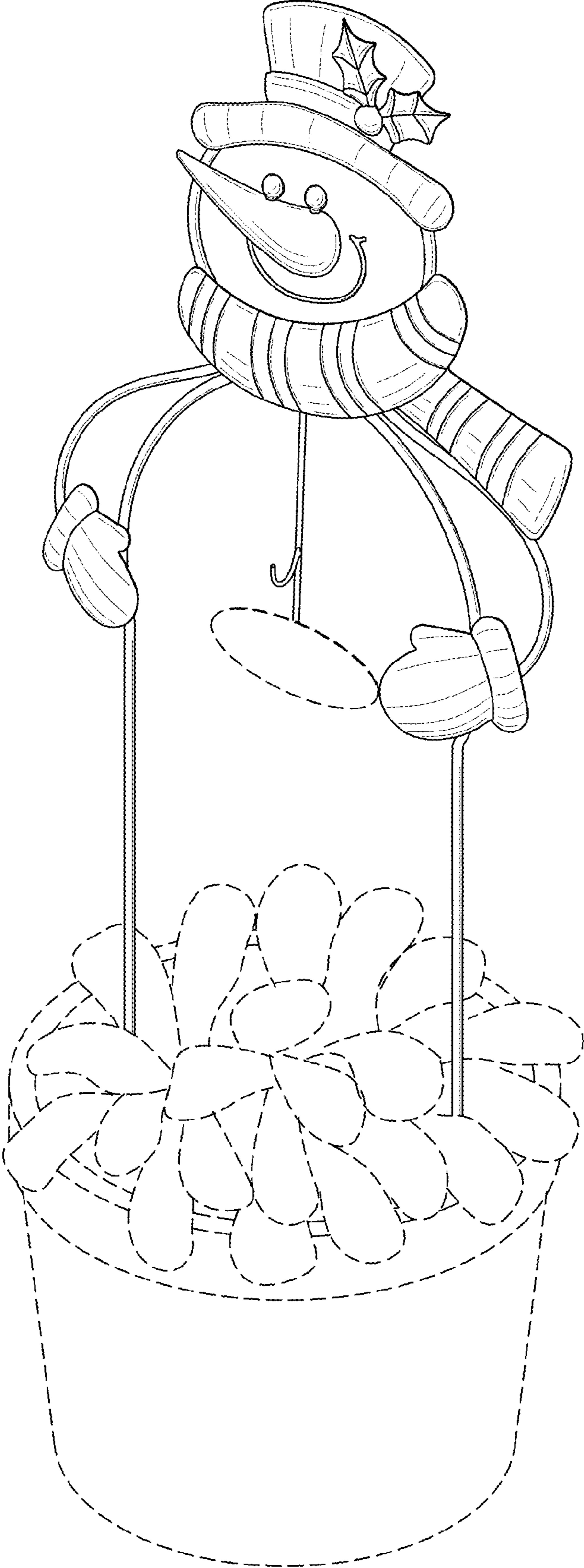


FIG. 8