



US00D722908S

(12) **United States Design Patent**
Nelson

(10) **Patent No.:** **US D722,908 S**

(45) **Date of Patent:** **** Feb. 24, 2015**

(54) **KEY CHAIN CHARM**

(71) Applicant: **Tammy R. Nelson**, Mason, OH (US)

(72) Inventor: **Tammy R. Nelson**, Mason, OH (US)

(73) Assignee: **Hoi Polloi, LLC**, Mason, OH (US)

(**) Term: **14 Years**

(21) Appl. No.: **29/500,479**

(22) Filed: **Aug. 26, 2014**

(51) **LOC (10) Cl.** **11-01**

(52) **U.S. Cl.**

USPC **D11/81**; D11/60; D3/211; D8/348

(58) **Field of Classification Search**

USPC D11/60, 61, 1, 2, 7, 40, 41, 44, 48,
D11/79-86, 95, 96, 97, 88, 100, 108, 109,
D11/116; 63/13, 14.1, 18-20, 23;
D3/207-211; D8/347, 348; D32/46

See application file for complete search history.

(56) **References Cited**

U.S. PATENT DOCUMENTS

D65,390 S *	8/1924	Swift	D11/83
D97,242 S *	10/1935	Rubenstein	D11/1
D128,804 S *	8/1941	Silverman	D11/204
D129,546 S *	9/1941	Ragot	D8/348
D132,788 S *	6/1942	Wolfson	D11/83
D173,532 S *	11/1954	Charles	D11/84
D351,363 S *	10/1994	Foreman	D11/81
D391,470 S *	3/1998	Johnson et al.	D8/347
D485,505 S *	1/2004	Cohen	D11/60
D533,440 S *	12/2006	Daugherty	D8/347

D533,765 S *	12/2006	Daugherty	D8/347
D555,457 S *	11/2007	Leija	D8/347
D578,303 S *	10/2008	Shetler	D3/211
D601,404 S *	10/2009	Sinisi et al.	D8/347
D601,405 S *	10/2009	Sinisi et al.	D8/347
D601,406 S *	10/2009	Sinisi et al.	D8/347
D601,407 S *	10/2009	Sinisi et al.	D8/347
D601,408 S *	10/2009	Sinisi et al.	D8/347
D602,761 S *	10/2009	Sinisi et al.	D8/347

OTHER PUBLICATIONS

[Online] "Key2bme" <http://www.hoipolloitrends.com/products.html>. Retrieved Oct. 14, 2014.*

* cited by examiner

Primary Examiner — Garth Rademaker

Assistant Examiner — Melanie Pellegrini

(74) *Attorney, Agent, or Firm* — Alan R. Stewart; Stewart IP Law

(57) **CLAIM**

The ornamental design for a key chain charm, as shown and described.

DESCRIPTION

FIG. 1 is a front view of a key chain charm according to the present disclosure.

FIG. 2 is a back view of a key chain charm of FIG. 1.

FIG. 3 is a perspective view of the key chain charm of FIG. 1; and,

FIG. 4 is a bottom view of the key chain charm of FIG. 1.

1 Claim, 1 Drawing Sheet

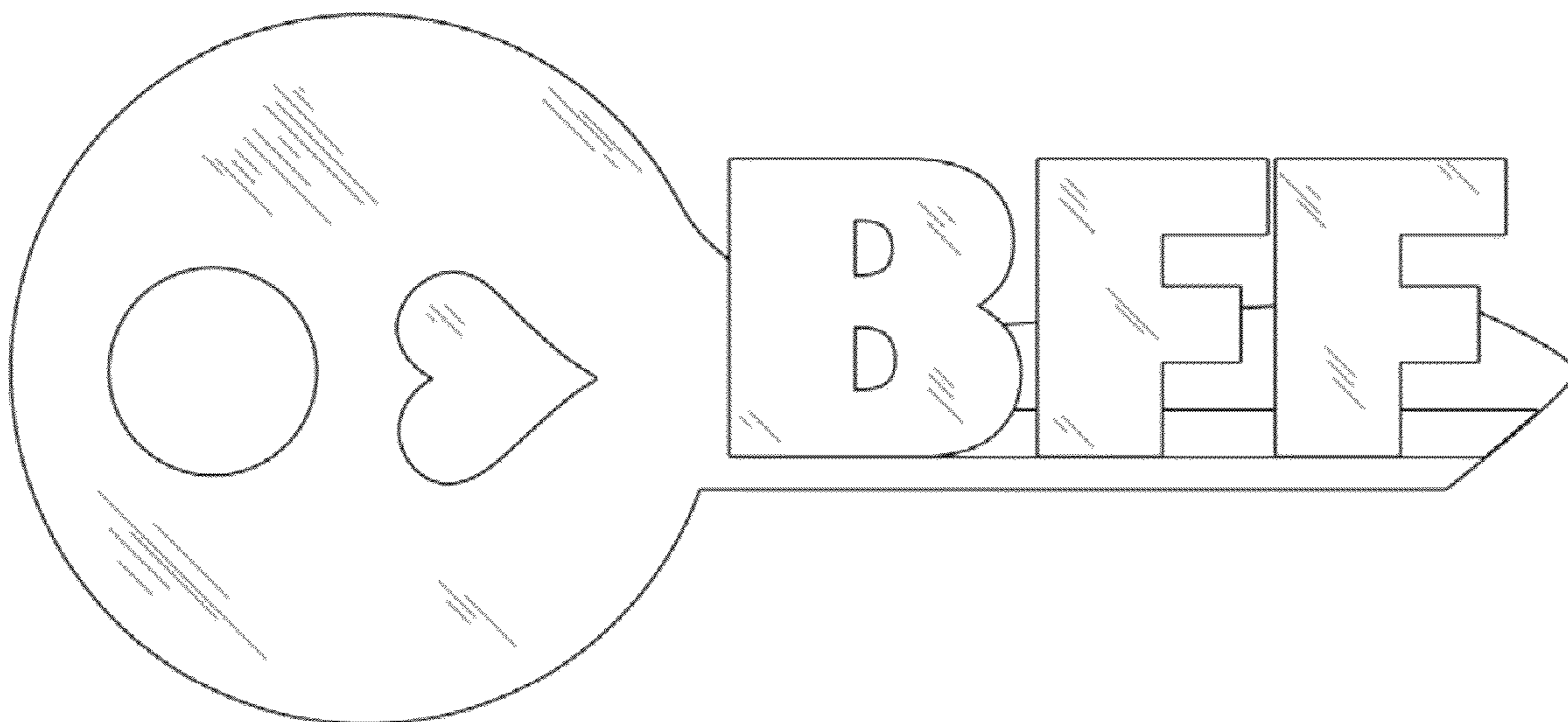


FIG. 1

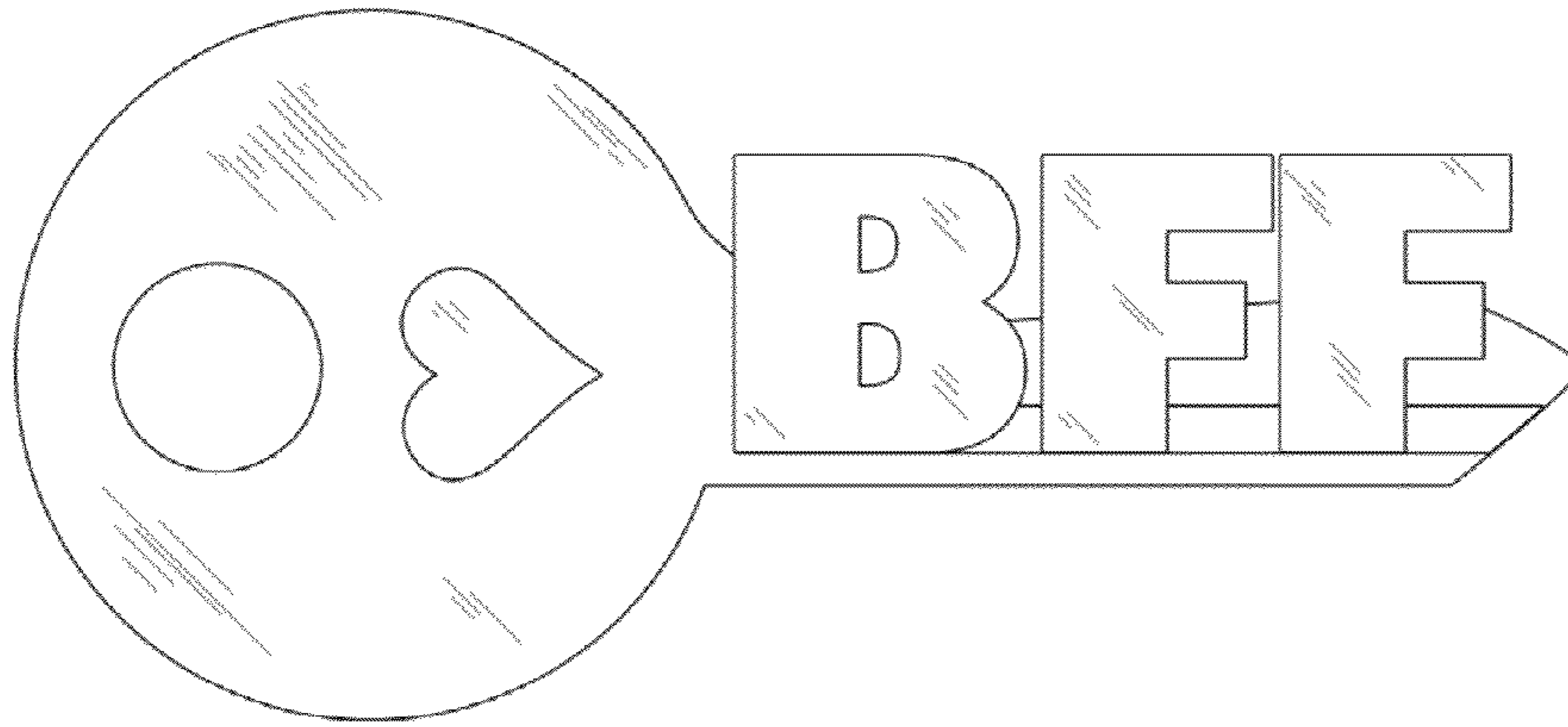


FIG. 2

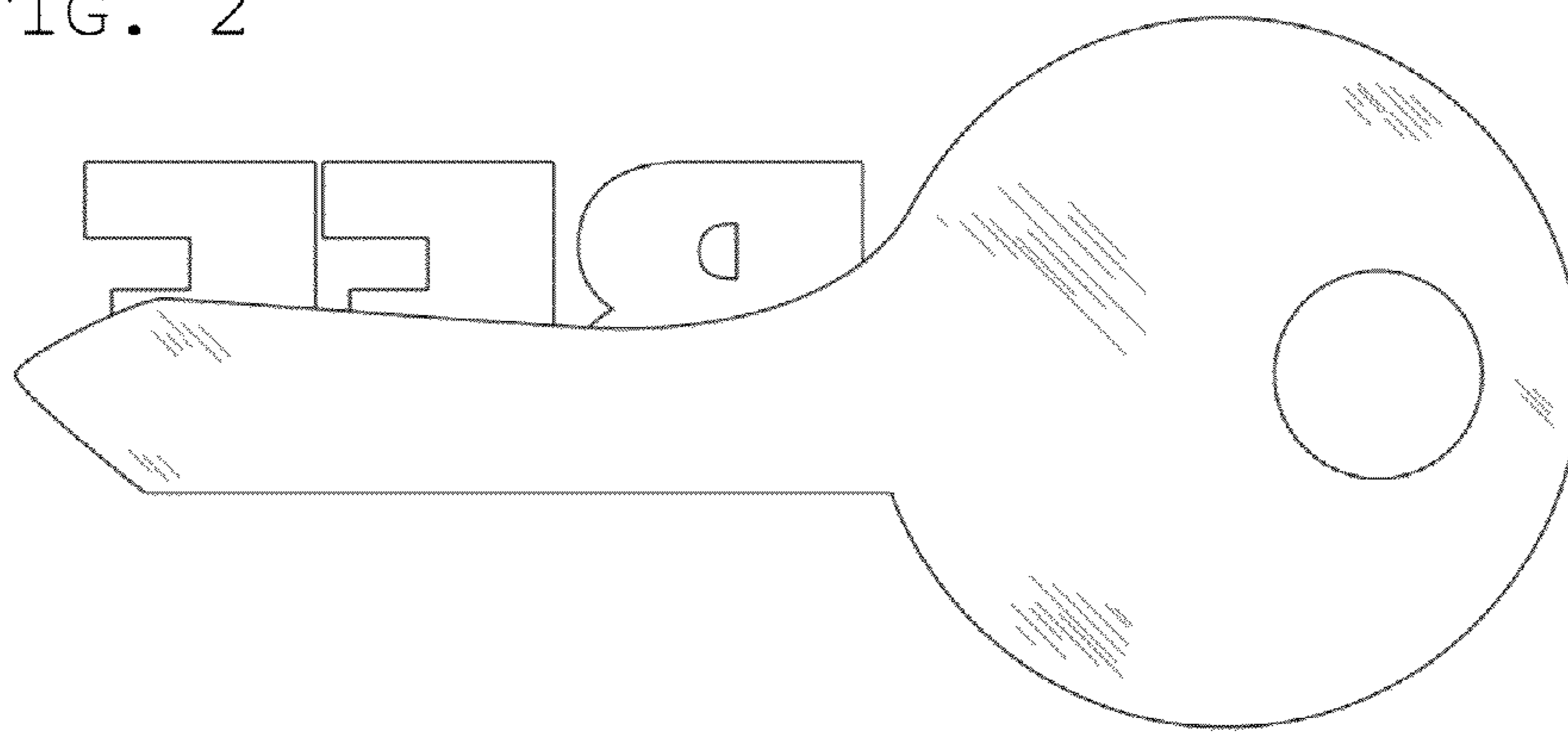


FIG. 3

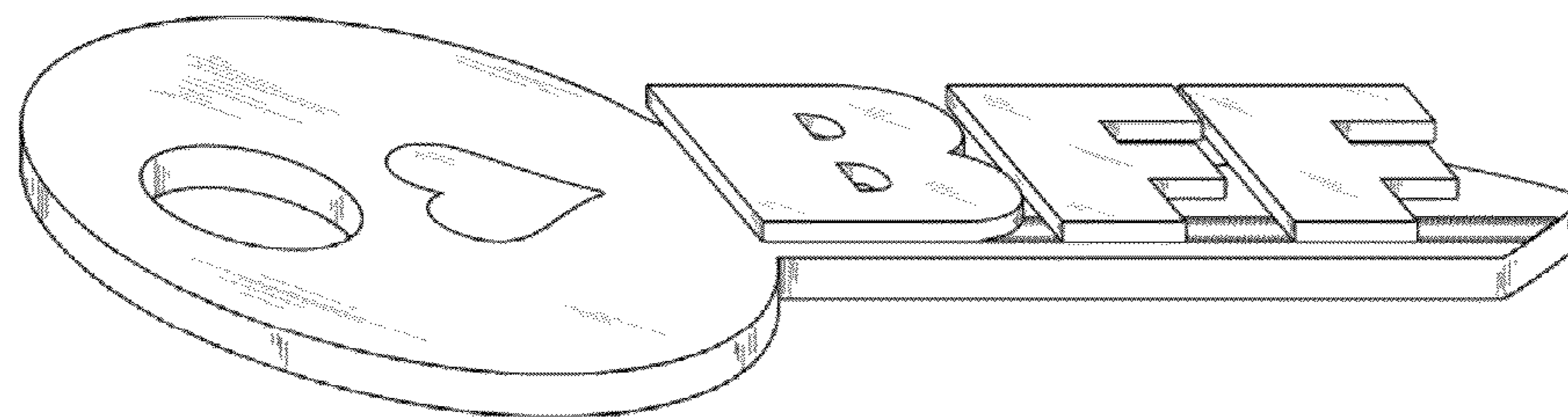


FIG. 4

