US00D722907S

(12) United States Design Patent
Miceli

(10) Patent No.: US D722,907 S
(45) Date of Patent: ** Feb. 24, 2015

(54) **EARRING**

(71) Applicant: **Christian Dior Couture, S.A.**, Paris (FR)

(72) Inventor: **Camille Miceli**, Paris (FR)

(73) Assignee: **Christian Dior Couture, S.A.**, Paris (FR)

(**) Term: **14 Years**

(21) Appl. No.: **29/478,082**

(22) Filed: **Dec. 31, 2013**

(30) **Foreign Application Priority Data**

Jul. 16, 2013 (EM) 002274977-0001

(51) **LOC (10) Cl.** **11-01**

(52) **U.S. Cl.**
USPC **D11/41**

(58) **Field of Classification Search**
USPC D11/1, 2, 40–48, 79, 80, 81, 86, 87, 88, D11/91, 92; 63/12, 13, 1.11, 1.16, 26, 27, 63/28, 29.1, 29.2, 35, 40
See application file for complete search history.

(56) **References Cited**

U.S. PATENT DOCUMENTS

320,991	A	*	6/1885	Westcott	24/705
3,698,044	A	*	10/1972	Chernow	24/108
4,056,951	A	*	11/1977	Black	63/13
4,307,582	A	*	12/1981	Mancini	63/12
D376,335	S	*	12/1996	Shechter	D11/40
5,638,700	A	*	6/1997	Shechter	63/12
D383,815	S	*	9/1997	Isaacson	D21/678
6,244,073	B1	*	6/2001	Kaping, Jr.	63/12
D489,637	S	*	5/2004	Zavilenski	D11/40

OTHER PUBLICATIONS

[Online] http://vdc-img-3.ig1-cdn.com/img/produit/224/879235-1.jpg?1. Retrieved Dec. 6, 2014.*
[Online] http://2.bp.blogspot.com/-e52--IPbLS E/Uz4SfaFrryl/AAAAAAAAJ14/3GVJI8PiUrw/s1600/pink-+Ch ristian-Dior-earrings.png. Retrieved Dec. 6, 2014.*
[Online] http://ak1.ostkcdn.com/images/products/8002050/8002050/DaVonna-24k-Gold-over-Sterling-White-Freshwater-Pearl-Stud-Earring-P15367911.jpg. Retrieved Dec. 6, 2014.*

* cited by examiner

Primary Examiner — Garth Rademaker
Assistant Examiner — Melanie Pellegrini
(74) *Attorney, Agent, or Firm* — Philip H. Goutfried, Esq.; Amster, Rothstein & Ebenstein LLP

(57) **CLAIM**

The ornamental design for a earring, substantially as shown and described.

DESCRIPTION

FIG. **1** is a perspective view of an earring showing my new design;
FIG. **2** is a front elevational view thereof, the rear elevational view, right and left side elevational views being identical thereto;
FIG. **3** is a top view thereof; and,
FIG. **4** is a bottom view thereof.

1 Claim, 2 Drawing Sheets

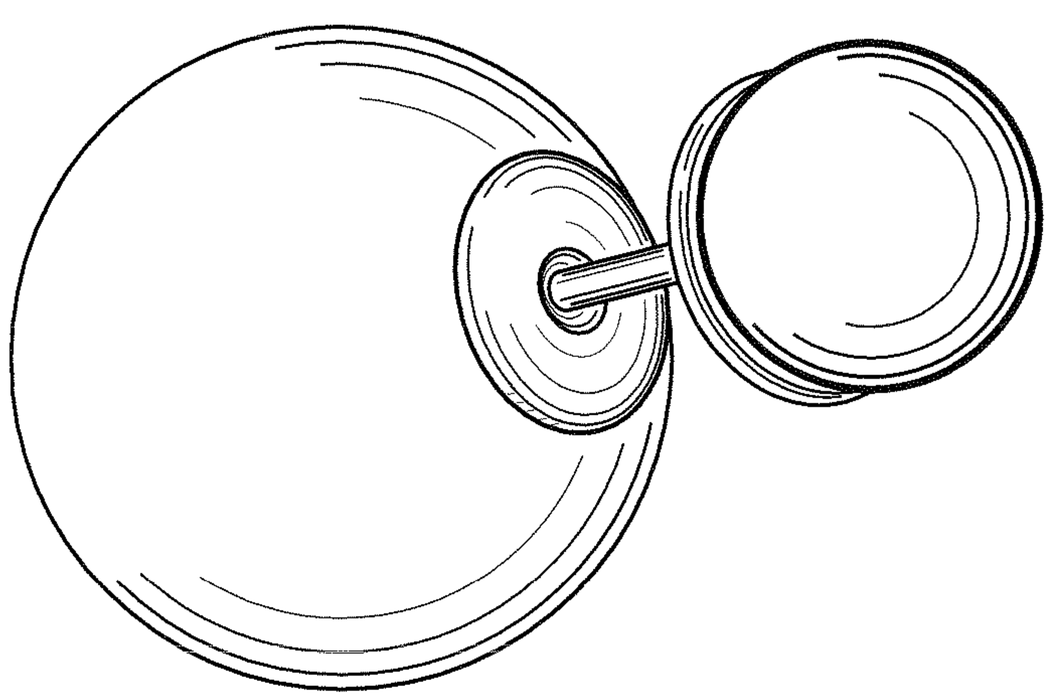

FIG. 1

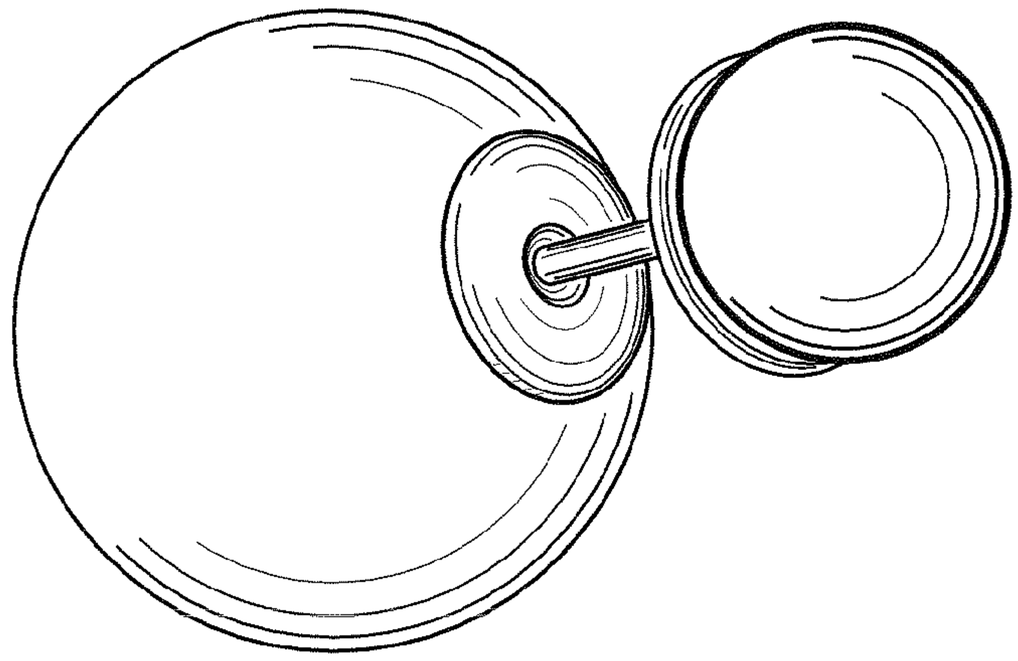

FIG. 2



FIG. 3

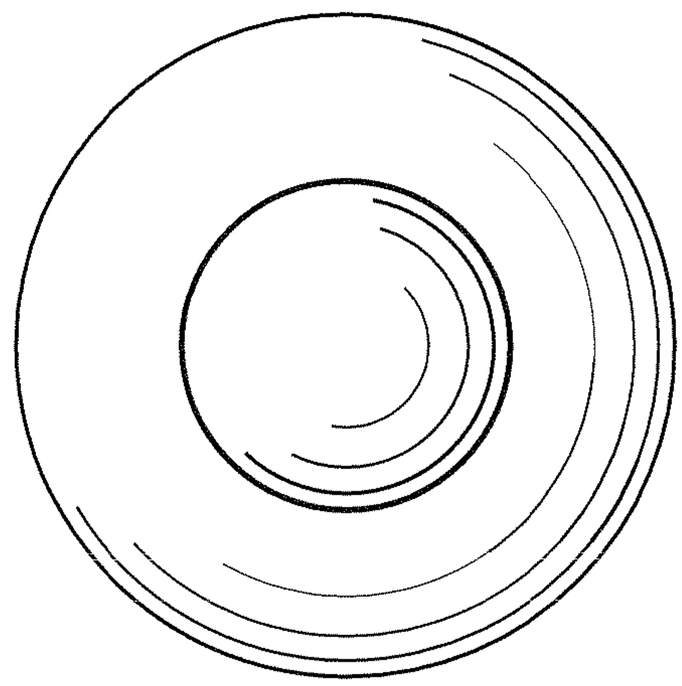
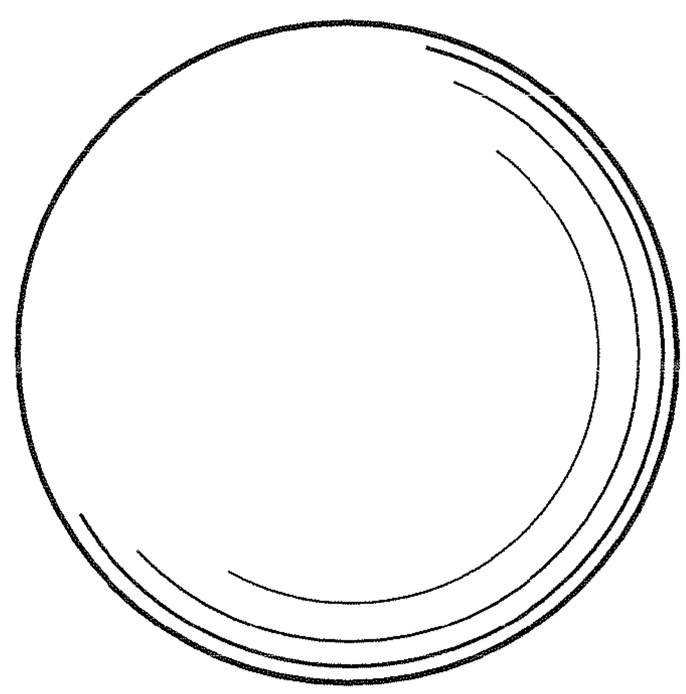
FIG. 4