



US00D722904S

(12) **United States Design Patent**  
**Barbazza**

(10) **Patent No.:** **US D722,904 S**  
(45) **Date of Patent:** **\*\* Feb. 24, 2015**

(54) **JEWELRY ITEM**

2,401,022 A \* 5/1946 Saccoccio ..... 63/5.1  
D149,927 S \* 6/1948 Augenstein ..... D11/21  
2,564,652 A \* 8/1951 Templeman ..... 63/5.1

(71) Applicant: **Barbazza Fratelli S.a.s. di Barbazza**  
**Roberto E C.**, Alessandria (IT)

(Continued)

(72) Inventor: **Maurizio Paolo Barbazza**, Alessandria  
(IT)

**OTHER PUBLICATIONS**

The Daily Bike, Adventure Journal, published Feb. 29, 2012, online.  
Site visited Sep. 24, 2014. Internet URL: <"http://www.adventure-  
journal.com/2012/02/the-daily-bike-february-23-2012/">.\*

(73) Assignee: **BARBAZZA FRATELLI S.a.s. di**  
**Barbazza Roberto E C.**, Valenza  
(Alessandria) (IT)

*Primary Examiner* — Garth Rademaker

*Assistant Examiner* — Llorelys Martinez-Rivera

(\*\*) Term: **14 Years**

(74) *Attorney, Agent, or Firm* — Thomas|Horstemeyer, LLP

(21) Appl. No.: **29/492,390**

(57) **CLAIM**

The ornamental design for jewelry item, as shown and  
described.

(22) Filed: **May 30, 2014**

**DESCRIPTION**

(30) **Foreign Application Priority Data**

Dec. 2, 2013 (EM) ..... 001391262

(51) **LOC (10) Cl.** ..... **11-01**

(52) **U.S. Cl.**  
USPC ..... **D11/3**

(58) **Field of Classification Search**

CPC ..... A44C 5/0092; A44C 5/08; A44C 9/02;  
A44C 9/00; A44C 17/02  
USPC ..... D11/1-45, 86, 87, 93, 94, 200, 201,  
D11/206, 208, 214, 220; 63/1.11,  
63/1.16-1.18, 3, 3.1, 3.2, 4, 5.1, 5.2, 7-13,  
63/14.8, 15, 15.1, 15.2, 15.3, 15.45, 15.5,  
63/15.65, 18, 21, 37, 38, 39, 40, 41;  
D10/30-32; D28/41; D30/151-153;  
368/276-278, 281-283

See application file for complete search history.

(56) **References Cited**


**U.S. PATENT DOCUMENTS**

215,461 A \* 5/1879 Kayser ..... 63/5.1  
2,376,633 A \* 5/1945 Szeglin et al. .... 63/5.1  
2,388,554 A \* 11/1945 Kreisler et al. .... 63/5.1

FIG. 1 is a perspective view of a jewelry item, showing my  
new design in an expanded configuration;  
FIG. 2 is a front elevation view thereof;  
FIG. 3 is a rear elevation view thereof;  
FIG. 4 is a side elevation view thereof;  
FIG. 5 is an opposite side elevation view thereof;  
FIG. 6 is a top plan view thereof;  
FIG. 7 is a bottom plan view thereof;  
FIG. 8 is an enlarged view, showing the central section of  
FIGS. 2-5;  
FIG. 9 is a perspective view thereof, showing my new design  
in a contracted configuration;  
FIG. 10 is a front elevation view thereof;  
FIG. 11 is a rear elevation view thereof;  
FIG. 12 is a side elevation view thereof;  
FIG. 13 is an opposite side elevation view thereof;  
FIG. 14 is a top plan view thereof;  
FIG. 15 is a bottom plan view thereof; and,  
FIG. 16 is an enlarged view, showing the central section of  
FIGS. 10-13.

In the drawings, the broken line portions illustrate environ-  
mental structure and form no part of the claimed design.

**1 Claim, 12 Drawing Sheets**



(56)

References Cited

U.S. PATENT DOCUMENTS

2,825,201	A *	3/1958	Dansereau	59/79.1	D543,477	S *	5/2007	So et al.	D11/13
2,829,488	A *	4/1958	Valli	59/79.1	D545,234	S *	6/2007	Sogoyan	D11/13
D246,830	S *	1/1978	Lossini	D11/12	D577,905	S *	10/2008	Hu	D3/207
D246,960	S *	1/1978	Lossini	D11/4	D691,507	S *	10/2013	Stanev et al.	D11/26
5,362,282	A *	11/1994	Lickton	59/85	D707,583	S *	6/2014	Kalemos	D11/87
D396,658	S *	8/1998	Engel	D11/12	2007/0084243	A1 *	4/2007	Moore	63/38
D460,373	S *	7/2002	Cabarbaye	D11/3	2008/0010964	A1 *	1/2008	Wetlaufer	59/1
D516,937	S *	3/2006	Aghjayan et al.	D11/35	2012/0279256	A1 *	11/2012	Koc et al.	63/40
					2013/0037664	A1 *	2/2013	Gebhardt	248/201
					2014/0000313	A1 *	1/2014	Barbazza	63/4

\* cited by examiner



FIG. 1

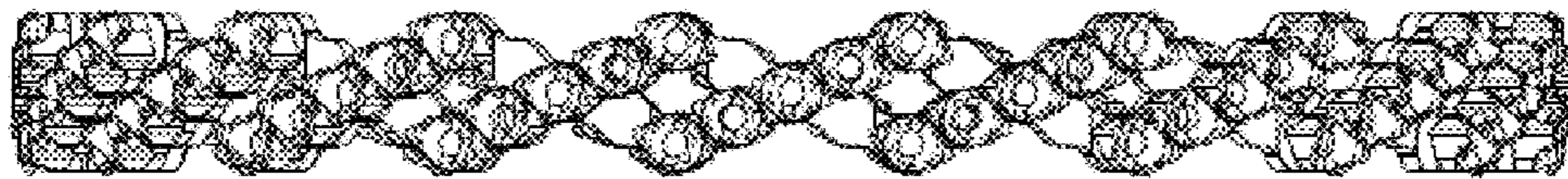


FIG. 2

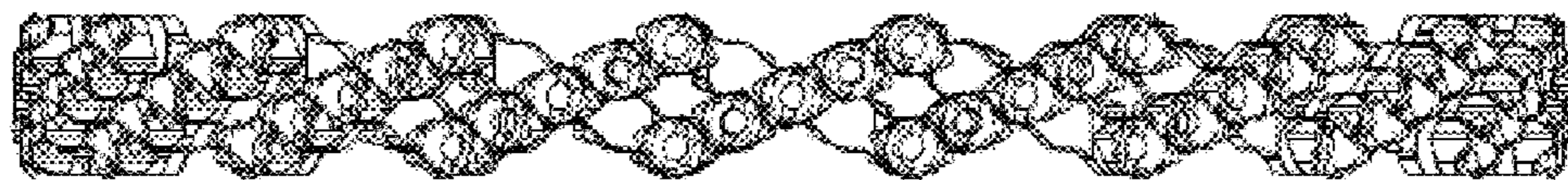


FIG. 3

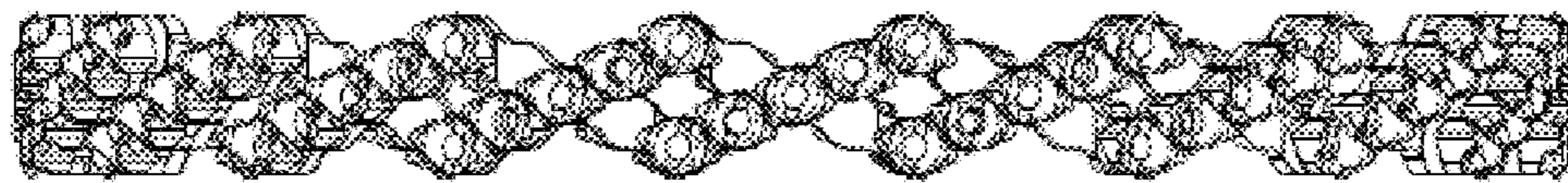


FIG. 4

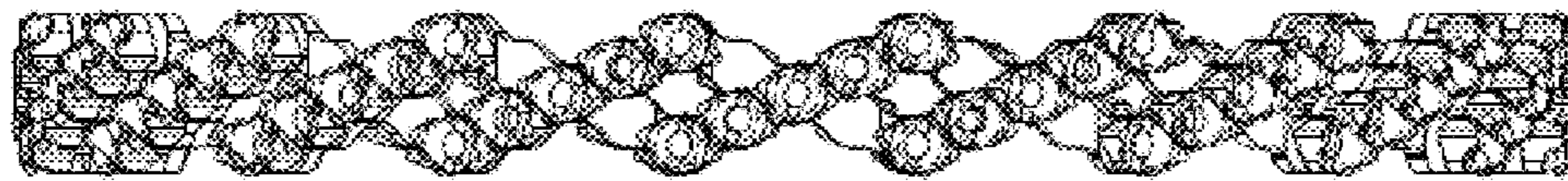


FIG. 5

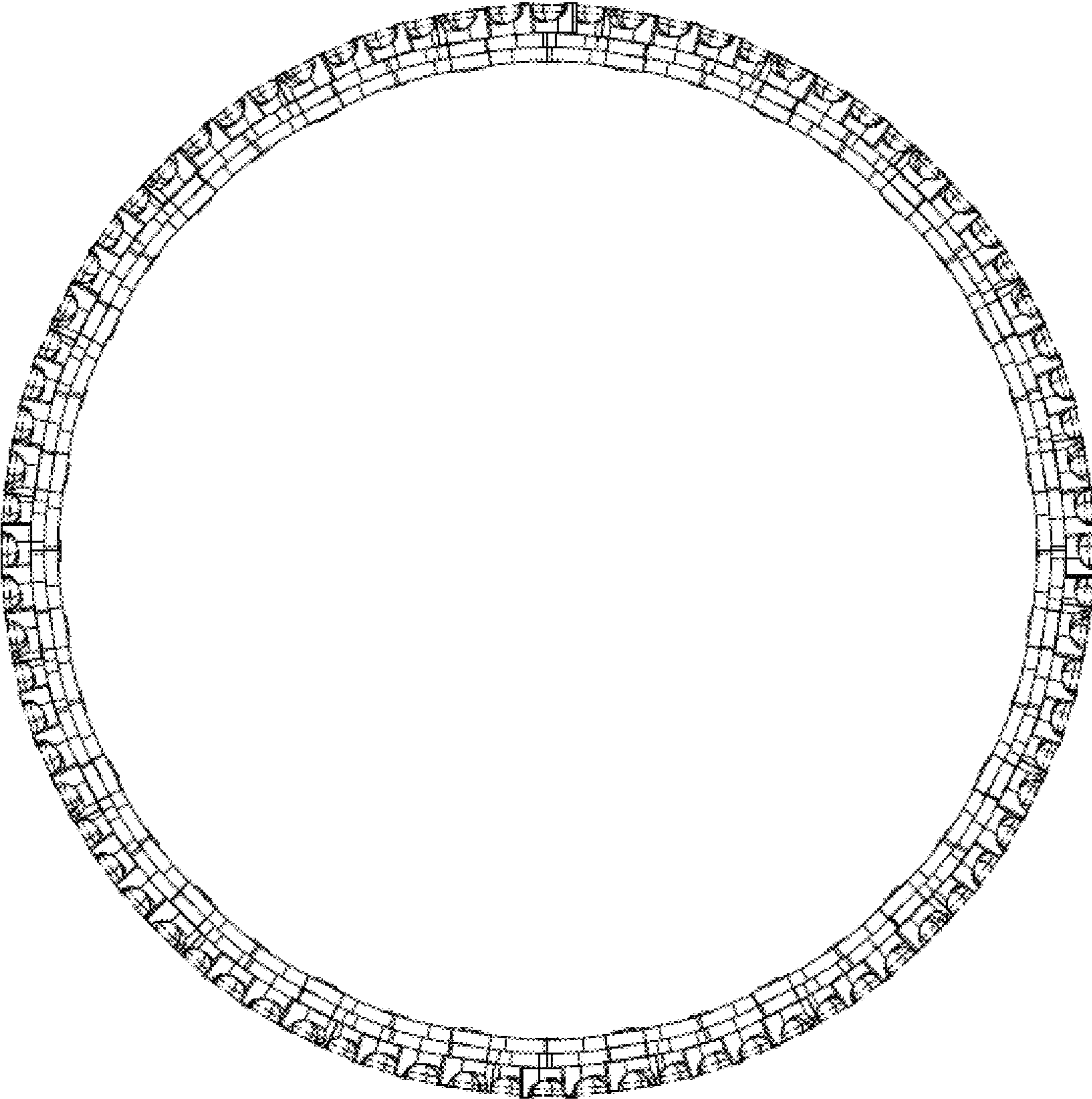


FIG. 6




FIG. 7

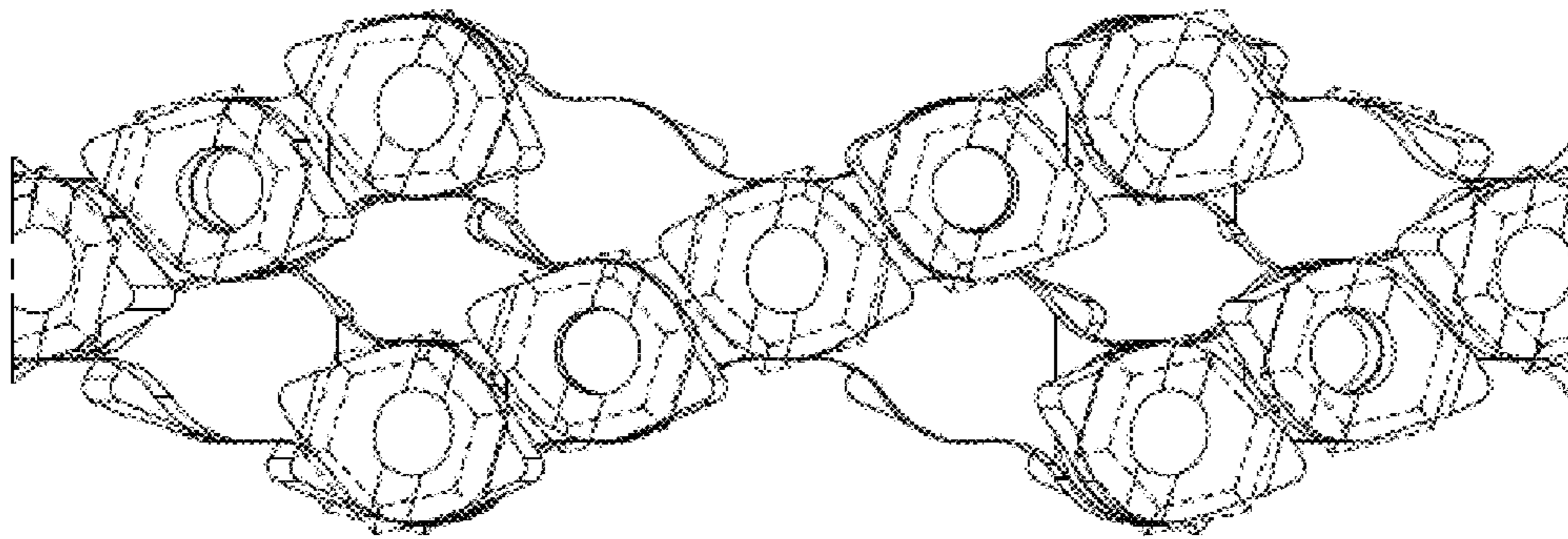


FIG. 8



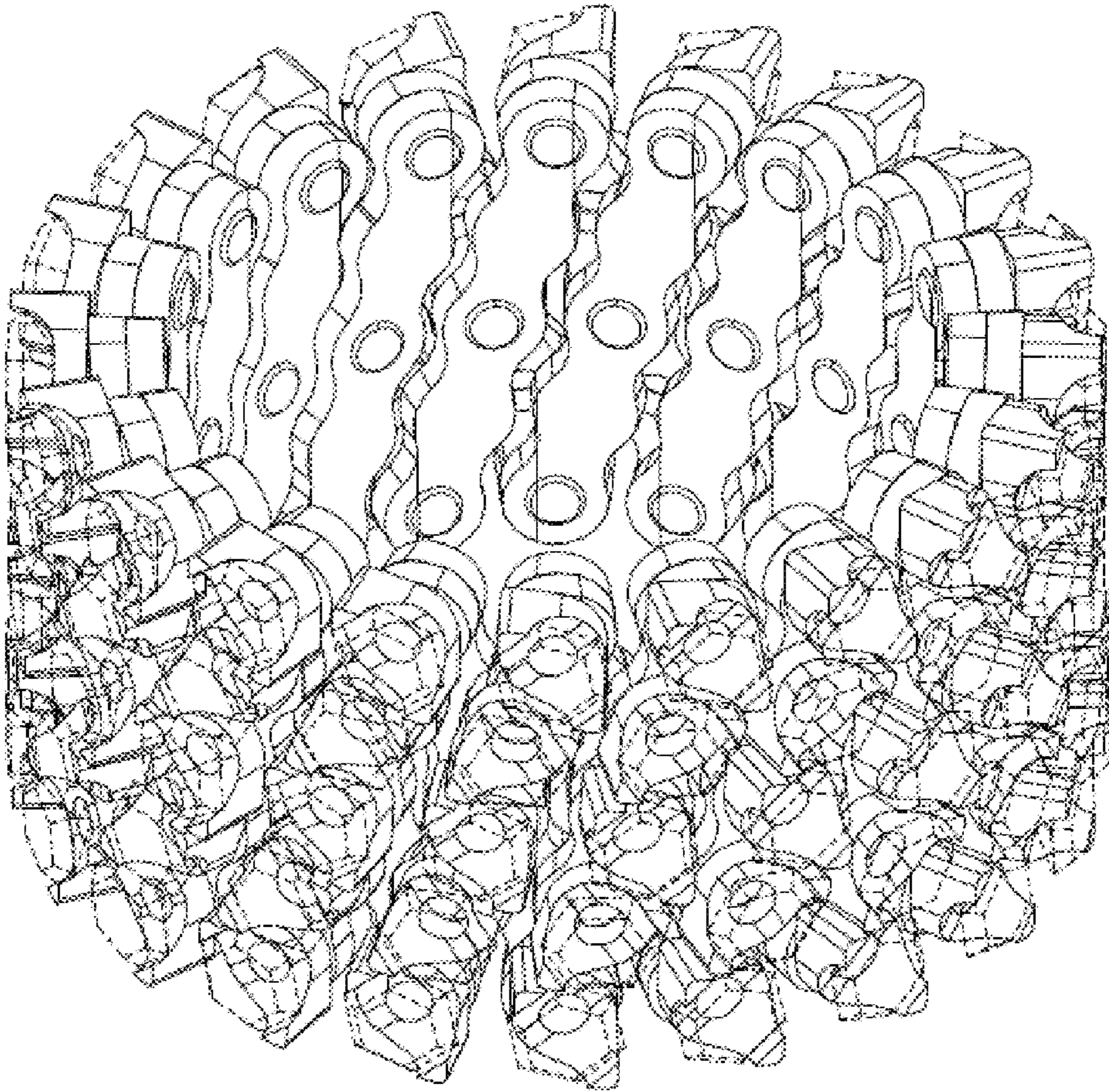


FIG. 9

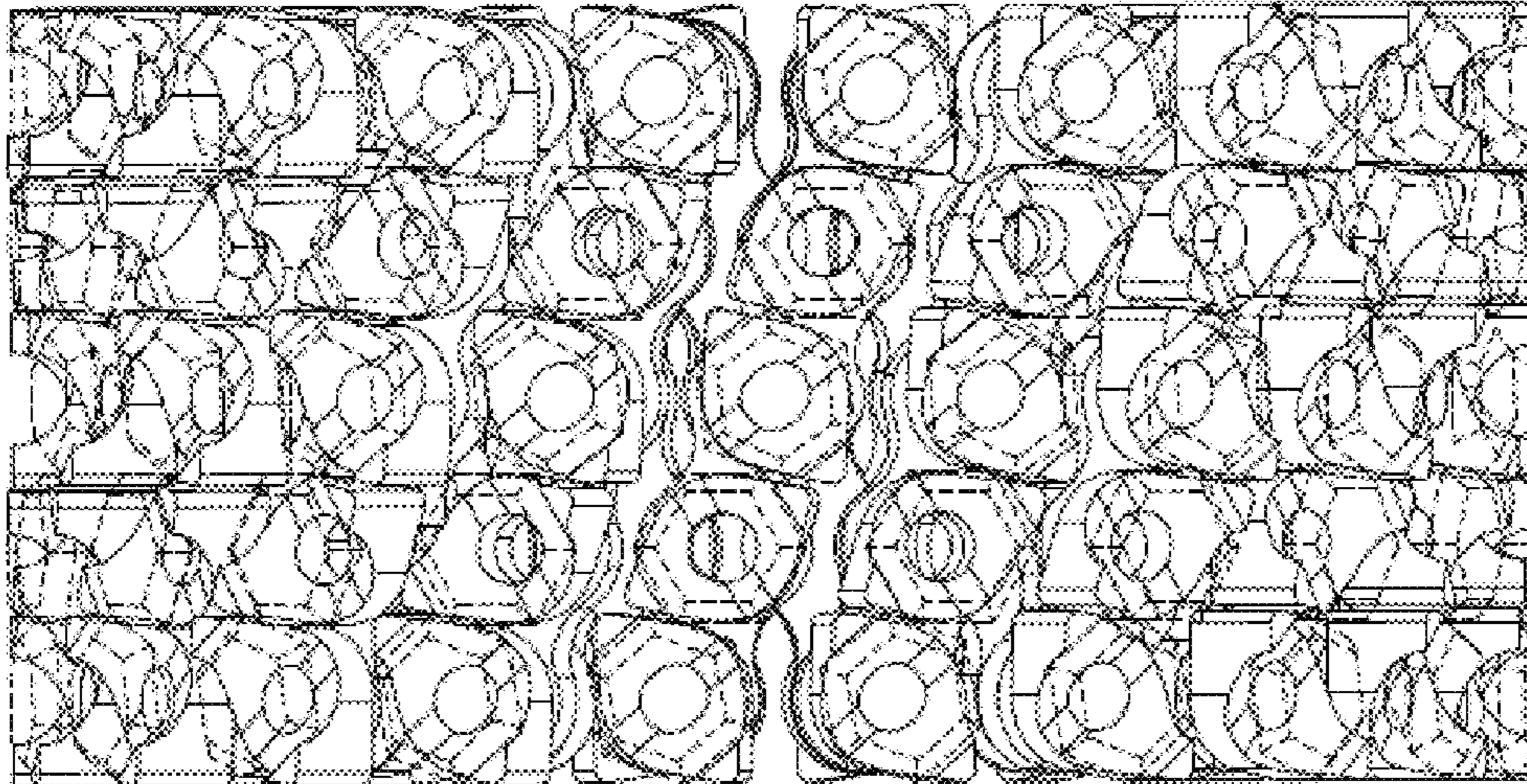


FIG. 10

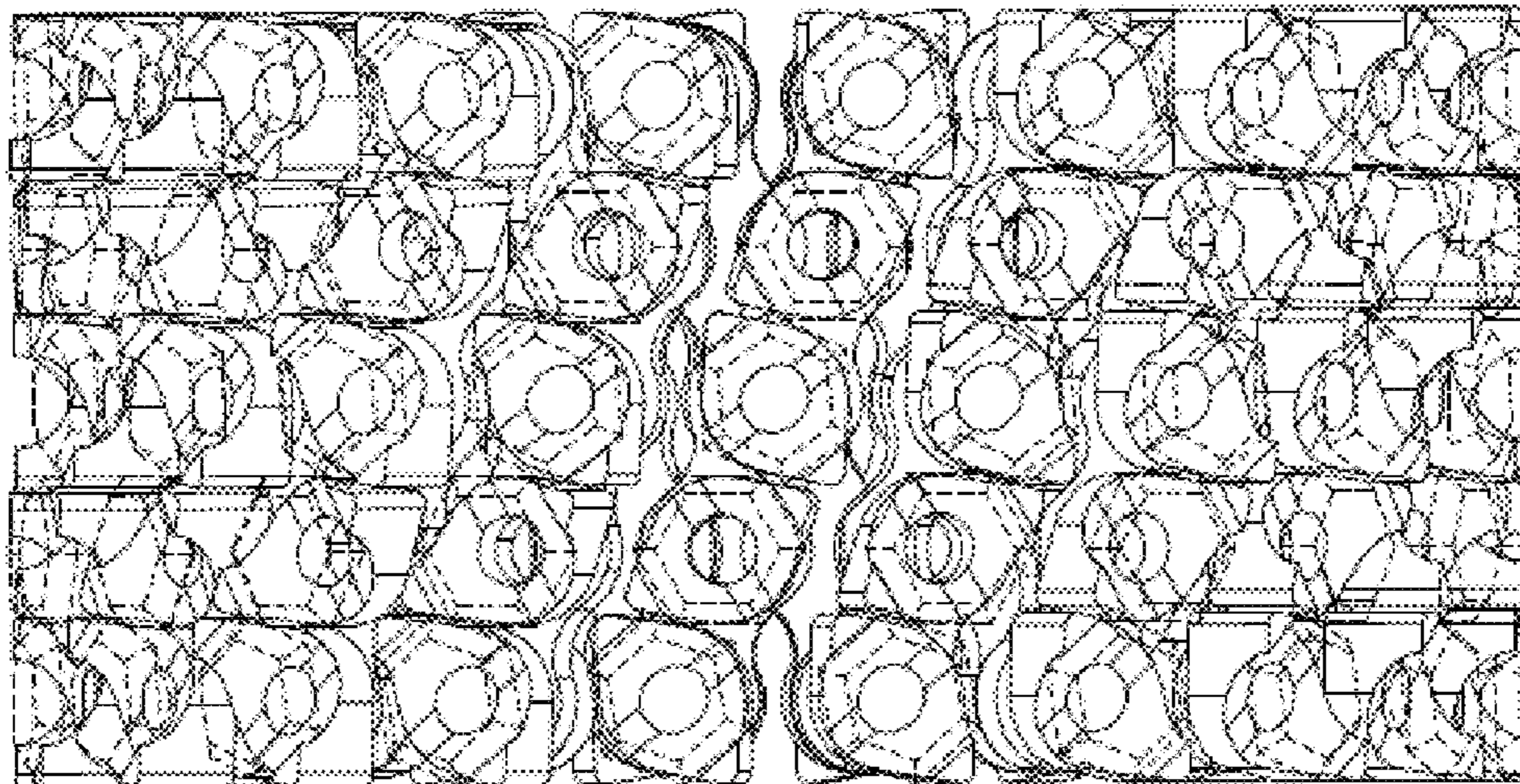


FIG. 11

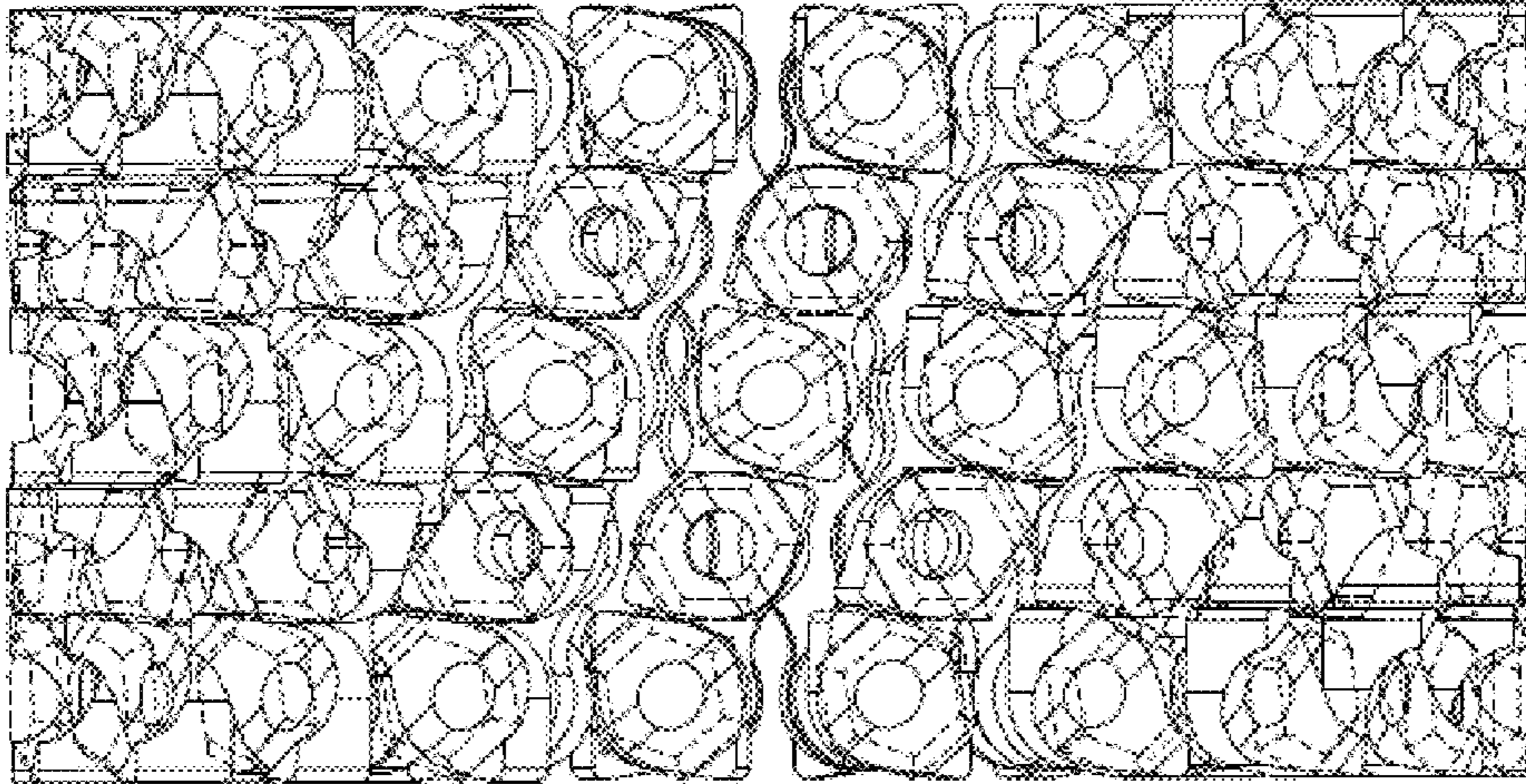


FIG. 12

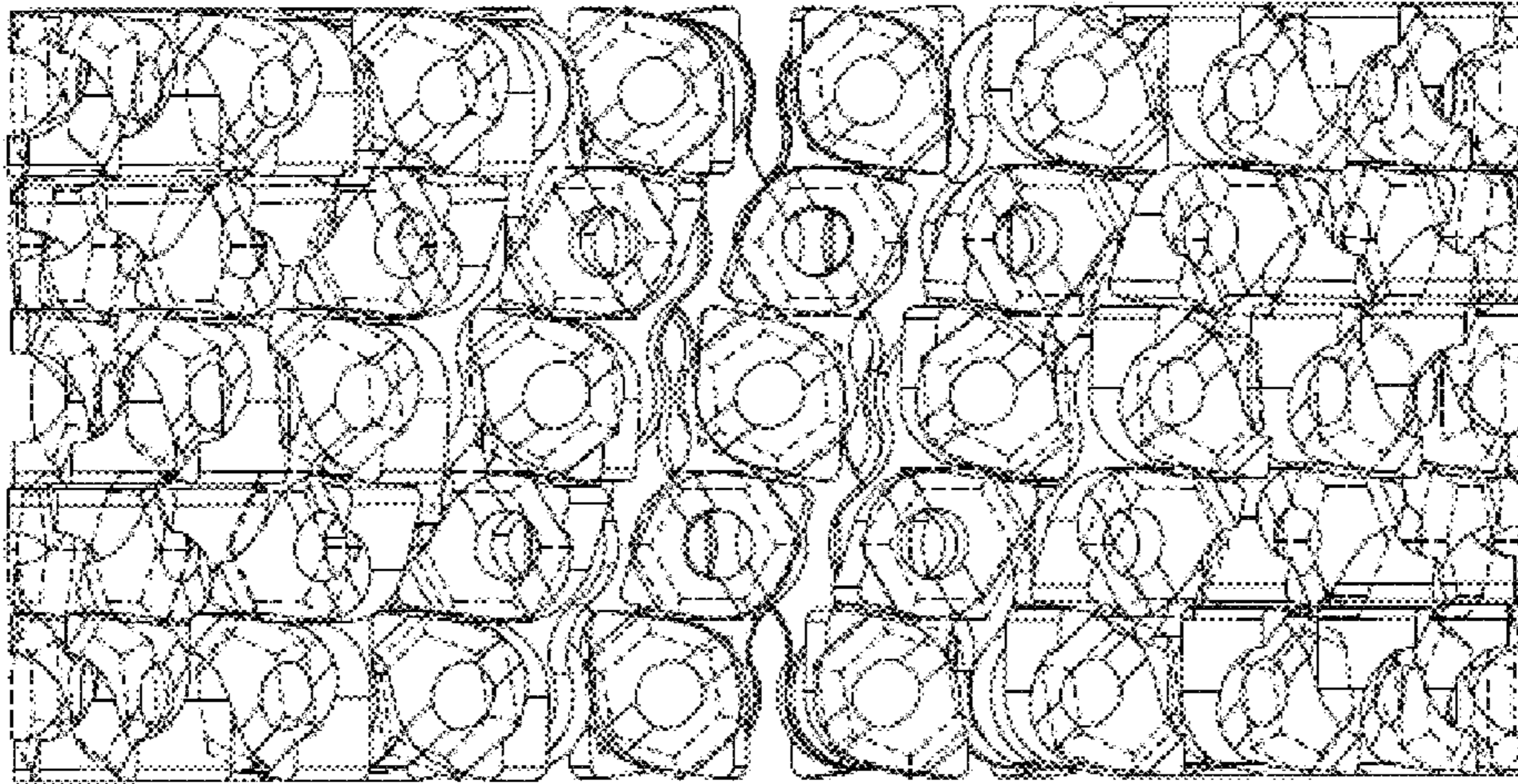


FIG. 13

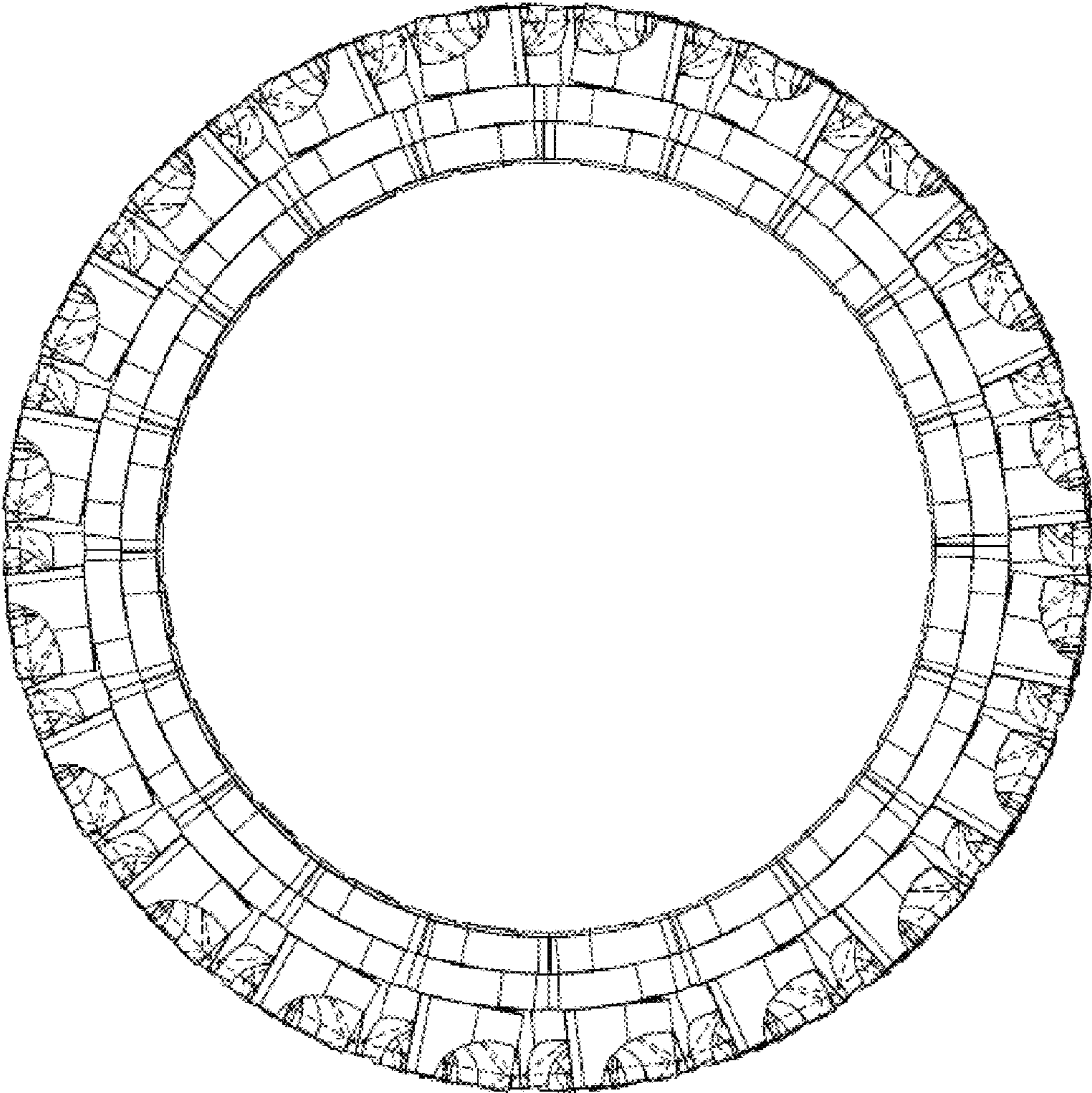


FIG. 14

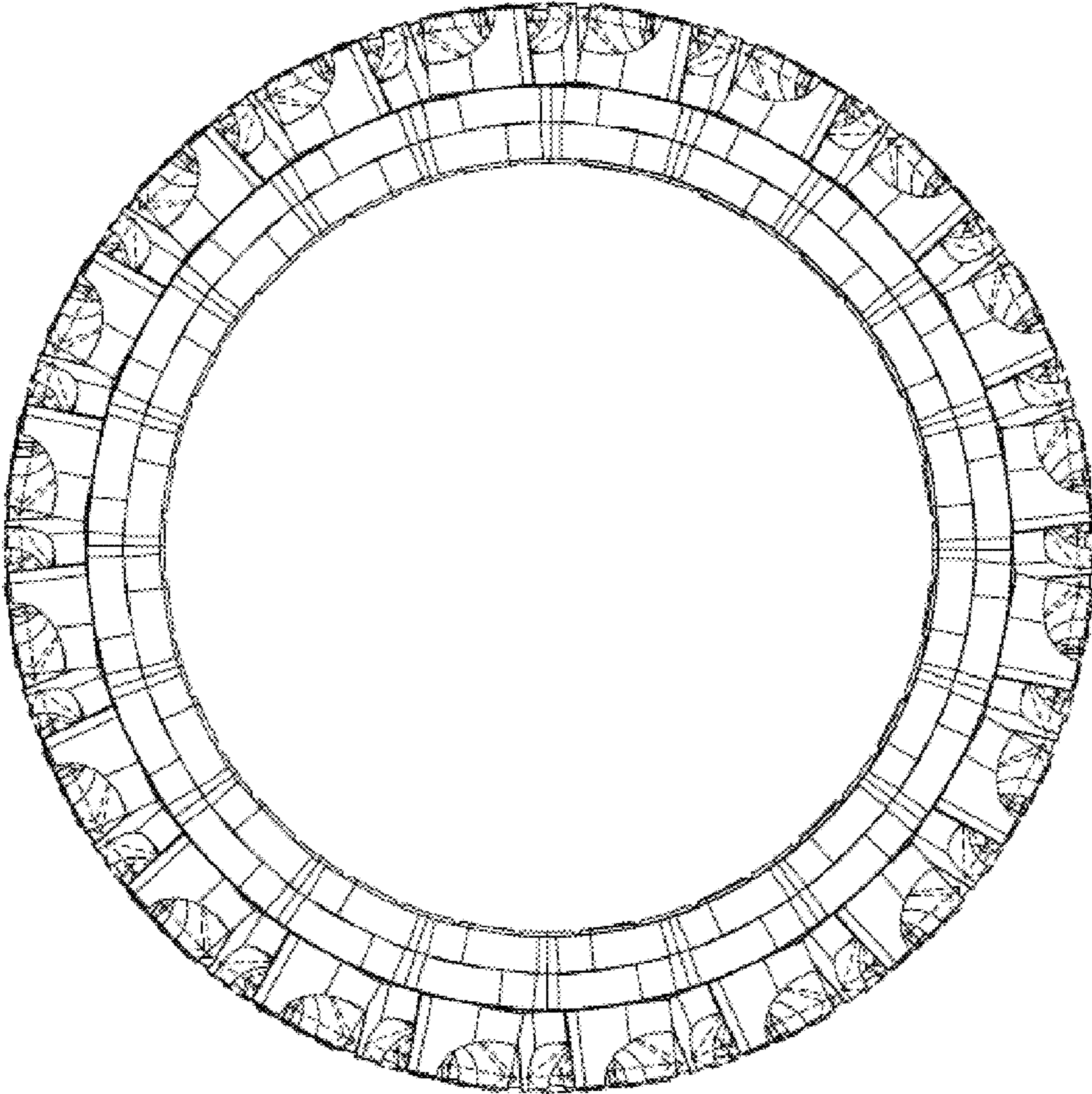


FIG. 15




FIG. 16