



US00D722894S

(12) **United States Design Patent**
Vondle et al.

(10) **Patent No.:** **US D722,894 S**
(45) **Date of Patent:** **** Feb. 24, 2015**

- (54) **FLEXIBLE WRISTWATCH WITH SEGMENTED E-PAPER DISPLAY**
- (71) Applicants: **Dave Vondle**, Chicago, IL (US);
Jeremiah O’Leary, Chicago, IL (US)
- (72) Inventors: **Dave Vondle**, Chicago, IL (US);
Jeremiah O’Leary, Chicago, IL (US)
- (**) Term: **14 Years**
- (21) Appl. No.: **29/438,294**
- (22) Filed: **Nov. 28, 2012**
- (51) **LOC (10) Cl.** **10-02**
- (52) **U.S. Cl.**
USPC **D10/32; D10/38**
- (58) **Field of Classification Search**
CPC G04B 17/00; G04B 17/02; G04B 19/00;
G04B 37/00; G04B 37/0008; G04G 9/00;
G04G 9/0017; G04G 9/0094; G04G 9/02;
G04G 9/06; G04G 9/10; G04G 9/12; G04G
17/00; G04G 17/08; A44C 5/0015; A44C
5/0053; H05K 1/189
USPC D10/30-39, 122-132, 1-29; 368/10,
368/69, 82-84, 203, 223, 239, 242, 281,
368/282; D11/2, 3; 63/3; 439/67
See application file for complete search history.

| | | | | | |
|--------------|------|---------|---------------|-------|---------|
| 6,216,490 | B1 * | 4/2001 | Radley-Smith | | 63/3 |
| D471,471 | S * | 3/2003 | Fu et al. | | D10/32 |
| 6,621,766 | B2 * | 9/2003 | Brewer et al. | | 368/82 |
| D495,611 | S * | 9/2004 | Jørgensen | | D10/32 |
| D507,191 | S * | 7/2005 | Li | | D10/31 |
| D576,501 | S * | 9/2008 | Tang | | D10/32 |
| 7,441,415 | B2 * | 10/2008 | Radley-Smith | | 63/3 |
| D600,570 | S * | 9/2009 | Zinder | | D10/31 |
| D600,571 | S * | 9/2009 | Singer | | D10/32 |
| 7,841,209 | B2 * | 11/2010 | Radley-Smith | | 63/1.13 |
| D633,399 | S * | 3/2011 | Zinder | | D10/31 |
| 2001/0043513 | A1 * | 11/2001 | Grupp | | 368/281 |
| 2008/0160795 | A1 * | 7/2008 | Chen et al. | | 439/67 |
| 2009/0251888 | A1 * | 10/2009 | Douglas | | 362/103 |

* cited by examiner

Primary Examiner — Martie K Holtje

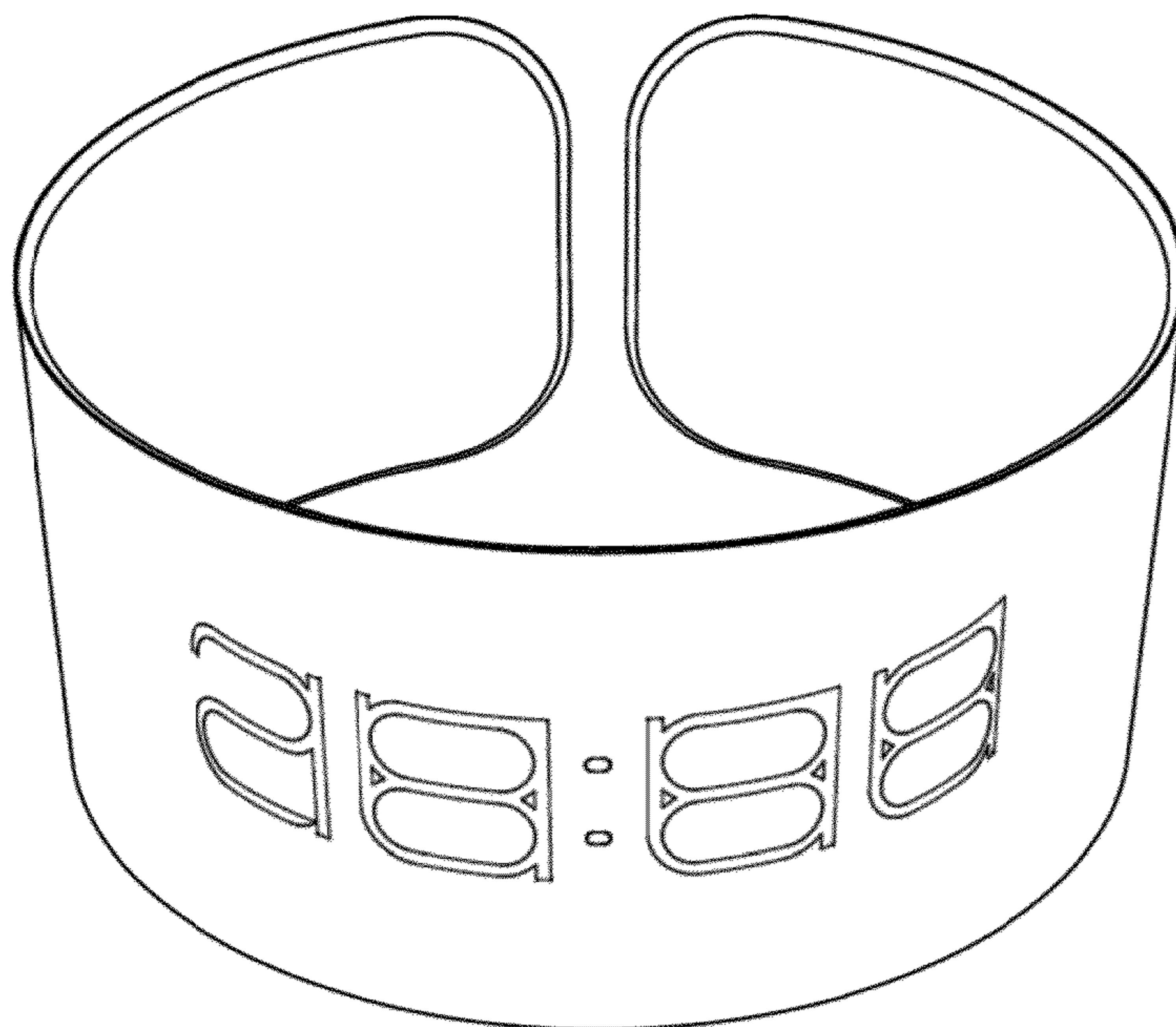
(57) **CLAIM**
The ornamental design for a flexible wristwatch with segmented e-paper display, as shown and described.

DESCRIPTION

FIG. 1 is a front perspective view of a flexible wristwatch with segmented e-paper display showing our new design;
FIG. 2 is a rear perspective view thereof;
FIG. 3 is a front view thereof;
FIG. 4 is a side view thereof;
FIG. 5 is a rear view thereof; and,
FIG. 6 is a top plan view thereof.
The structural features depicted by broken lines in FIGS. 2 and 5 have been shown for the purpose of illustrating portions of the flexible wristwatch with segmented e-paper display that form no part of the claimed design.

1 Claim, 6 Drawing Sheets

- (56) **References Cited**
U.S. PATENT DOCUMENTS
3,772,874 A * 11/1973 Lefkowitz 368/242
D262,527 S * 1/1982 Goldberg D11/2
5,418,760 A * 5/1995 Kawashima et al. 368/69



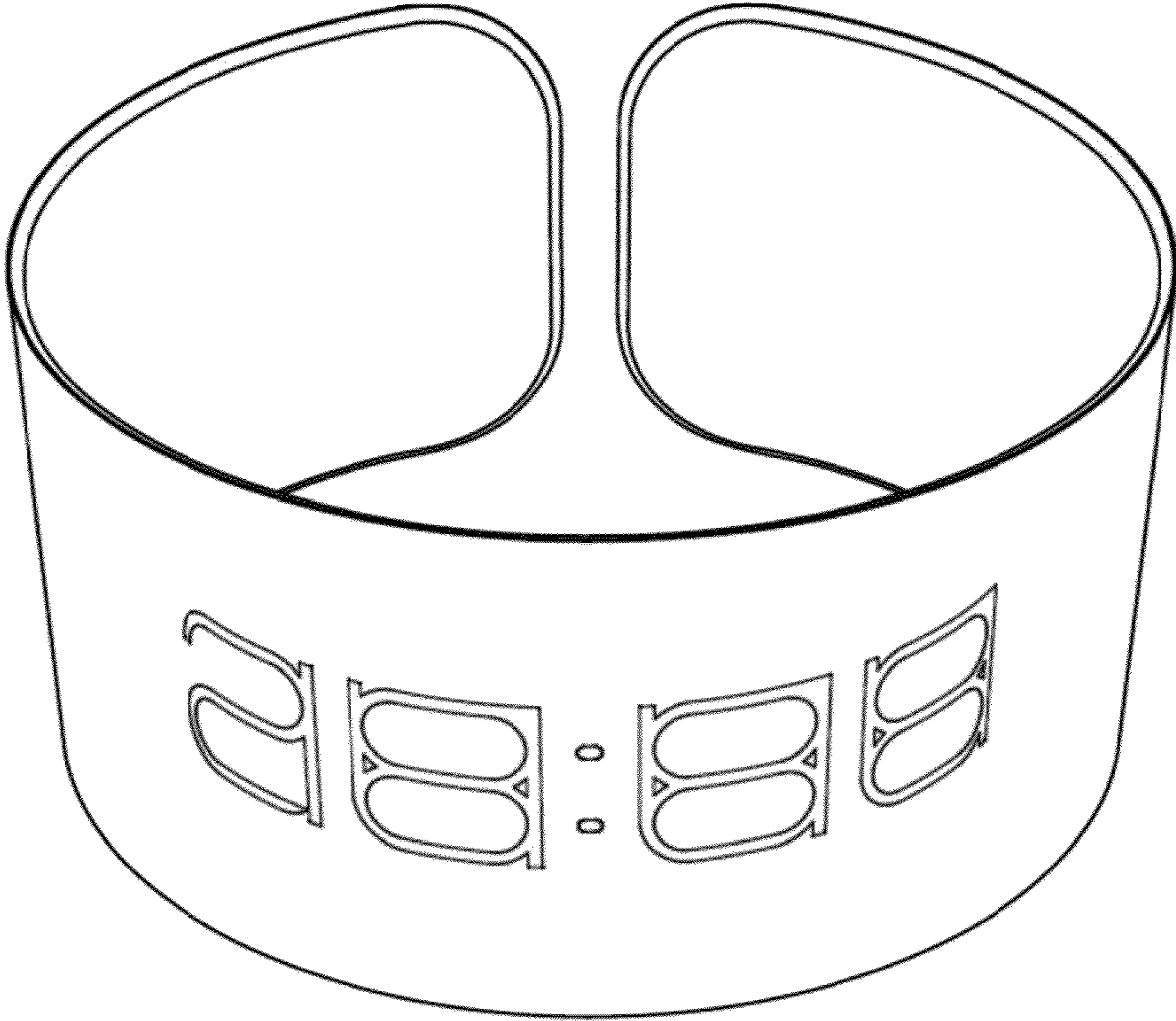


FIG. 1

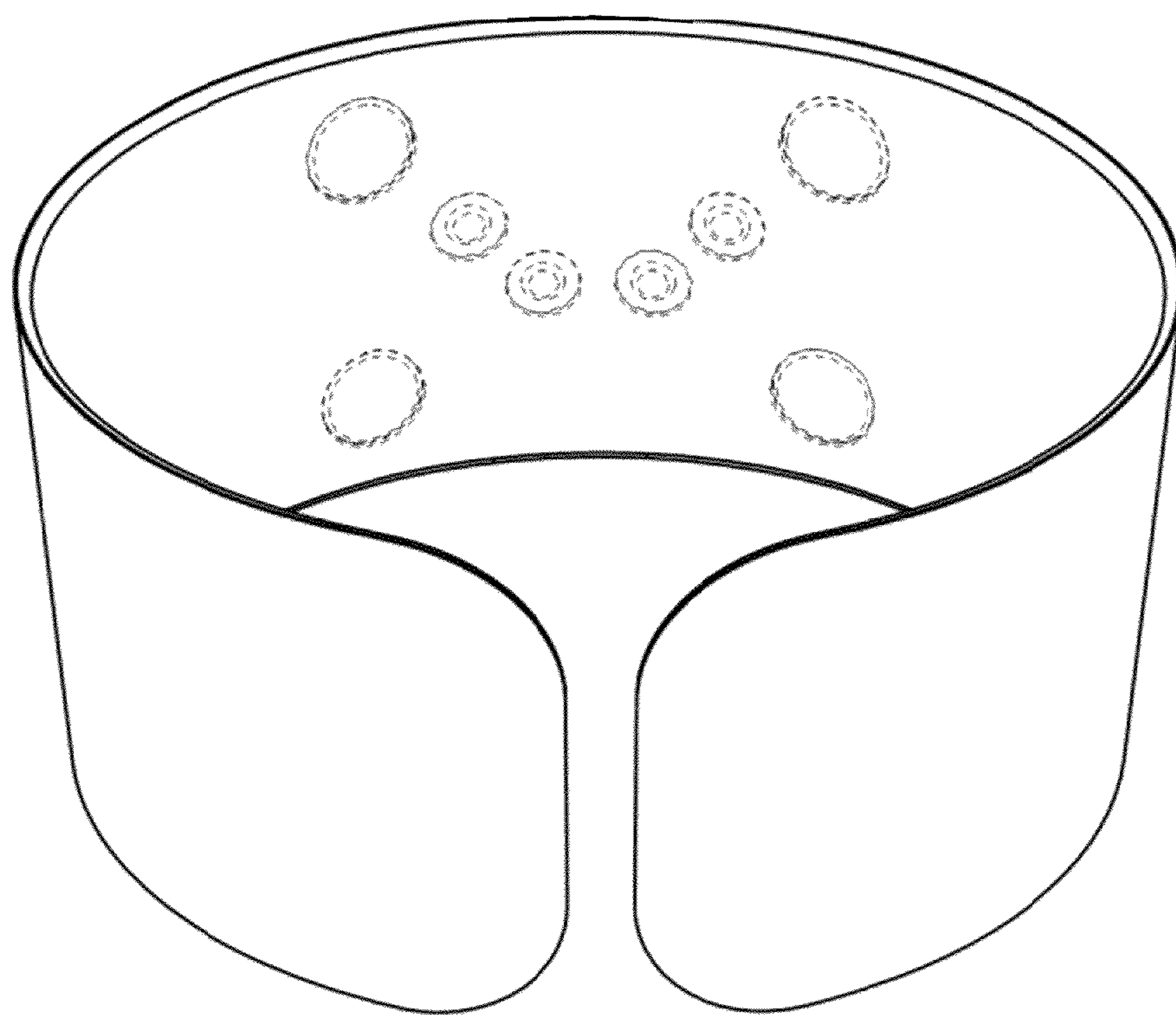


FIG. 2

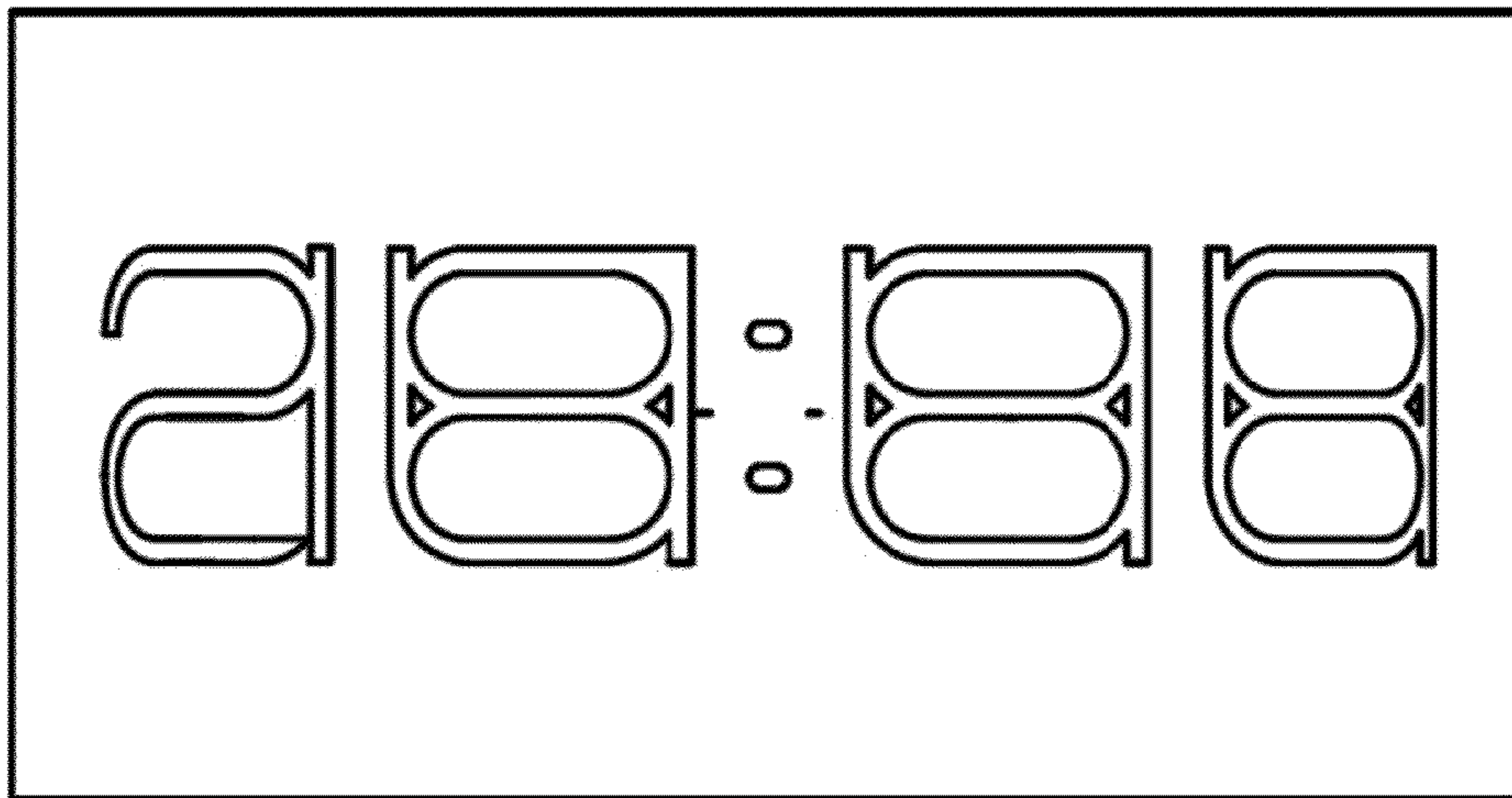


FIG. 3

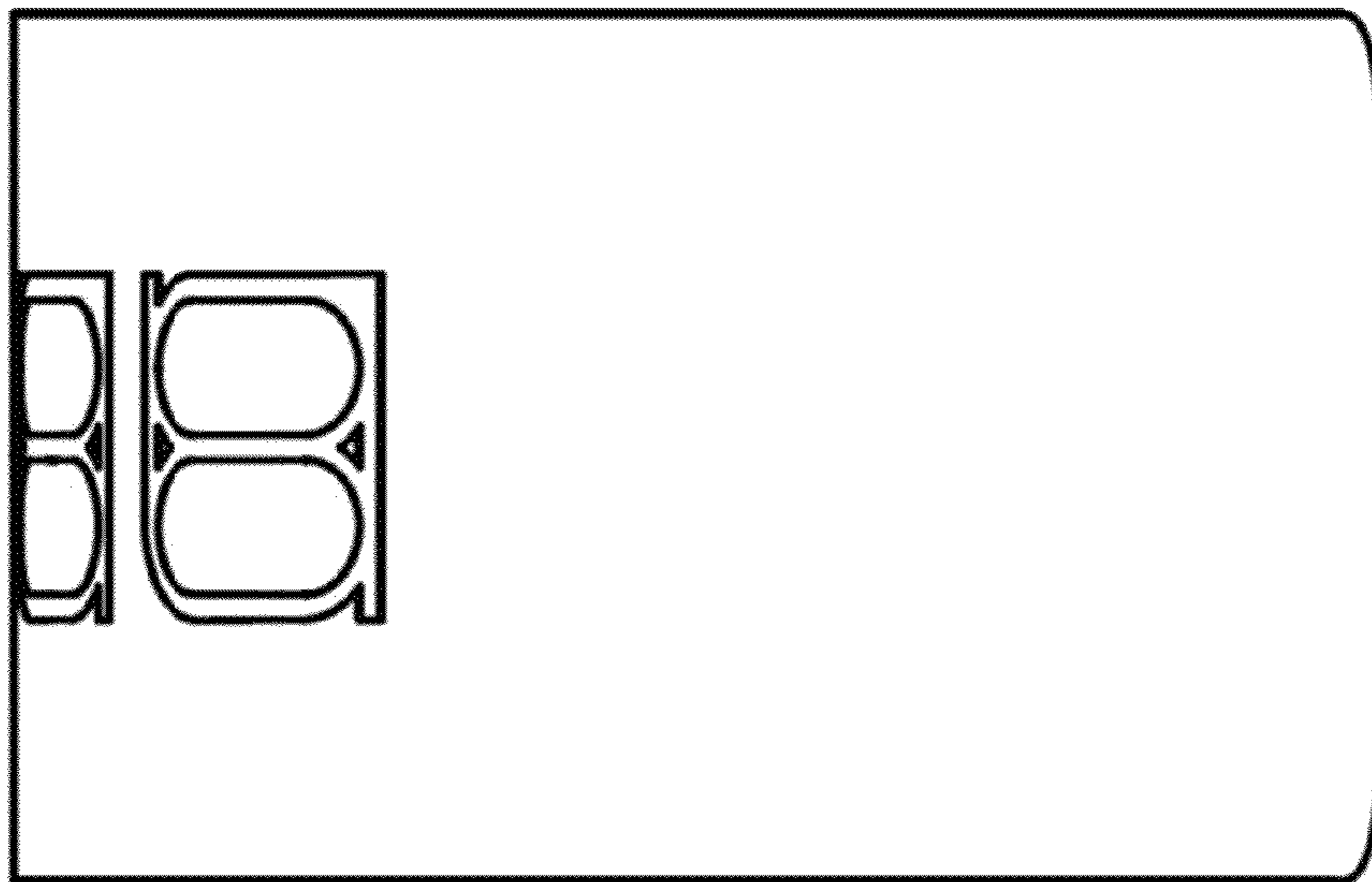


FIG. 4

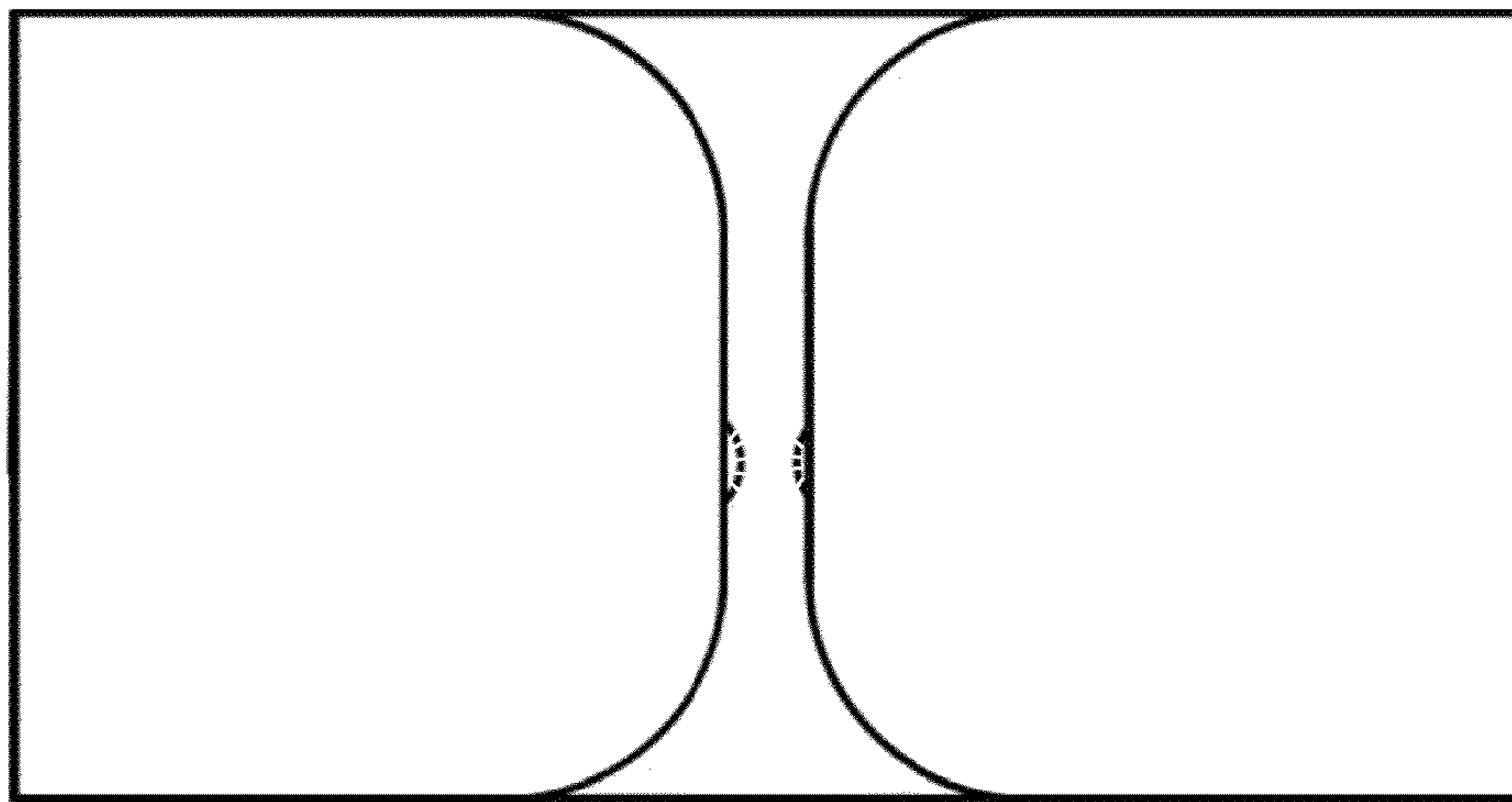


FIG. 5

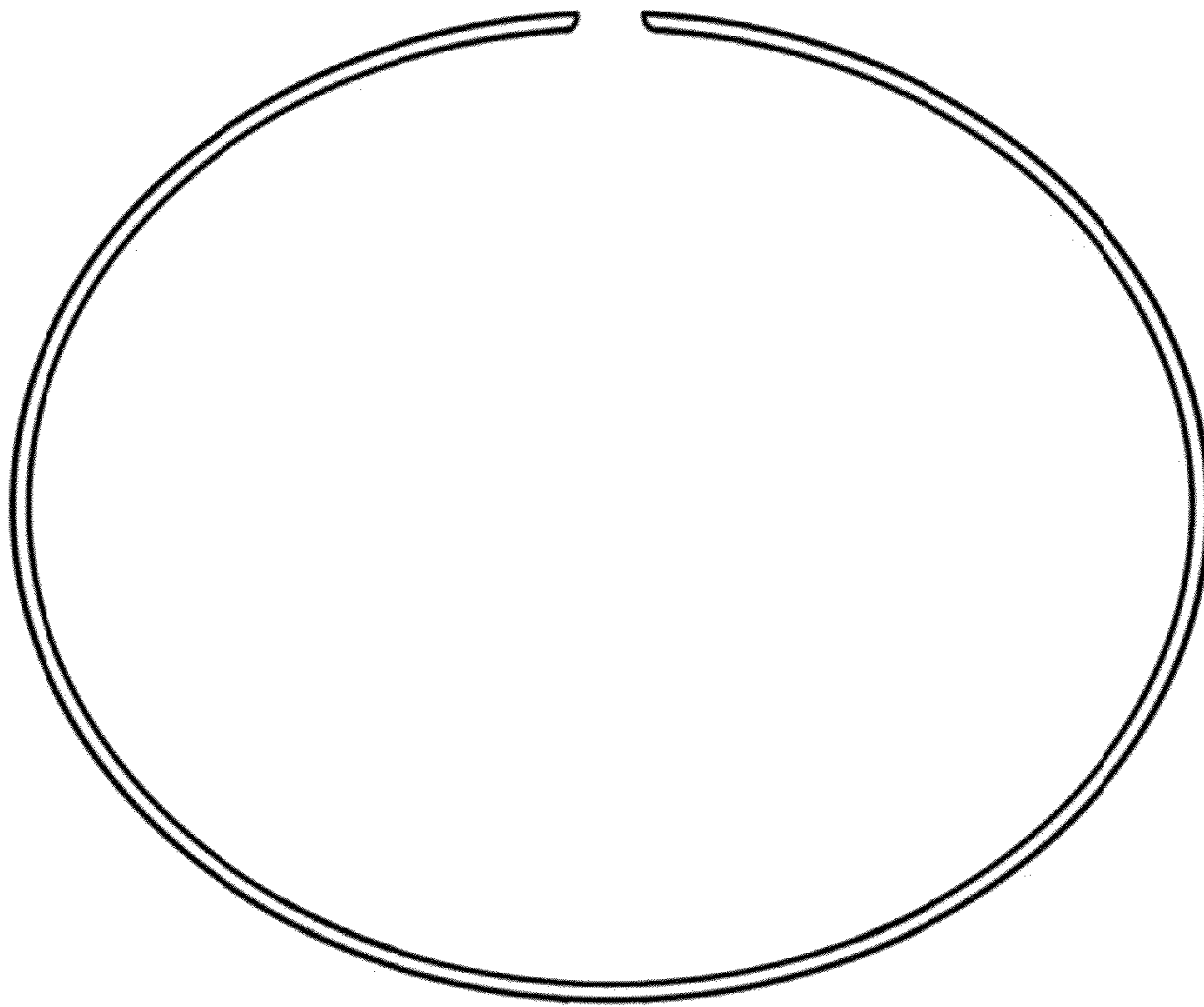


FIG. 6