

US00D722886S

(12) **United States Design Patent**
Del Bon

(10) **Patent No.:** **US D722,886 S**

(45) **Date of Patent:** **** Feb. 24, 2015**

(54) **BOTTLE**

(71) Applicant: **Roberto Del Bon**, Milan (IT)

(72) Inventor: **Roberto Del Bon**, Milan (IT)

(73) Assignee: **Bruni Glass S.p.A.**, Trezzano Sul Naviglio (Mi) (IT)

(**) Term: **14 Years**

(21) Appl. No.: **29/436,673**

(22) Filed: **Nov. 8, 2012**

(30) **Foreign Application Priority Data**

Jul. 9, 2012 (EM) 002070102-0001

(51) **LOC (10) Cl.** **09-01**

(52) **U.S. Cl.**
USPC **D9/552**; D9/538; D9/562

(58) **Field of Classification Search**
USPC D9/682, 688, 690, 693-694, 516, 529,
D9/537-546, 549, 552, 558, 562, 565,
D9/574-575; 215/381-385
See application file for complete search history.

(56) **References Cited**

U.S. PATENT DOCUMENTS

D268,896 S *	5/1983	Sledge	D9/549
D277,734 S *	2/1985	Harris	D9/545
D286,984 S *	12/1986	Durand	D9/565
D311,132 S *	10/1990	Dinand	D9/529
D324,331 S *	3/1992	Schmidt	D9/516
D356,813 S *	3/1995	Ichikawa et al.	D18/43
D376,317 S *	12/1996	Weiss	D9/435
D414,427 S *	9/1999	Maddy	D9/558

D453,028 S *	1/2002	DeLuca et al.	D9/552
D485,308 S *	1/2004	DeLuca et al.	D9/552
D558,055 S *	12/2007	Ingemarsson et al.	D9/552
D571,667 S *	6/2008	Bourne	D9/539
D573,477 S *	7/2008	Caldwell	D9/540
D584,628 S *	1/2009	Lepoitevin	D9/538
D619,897 S *	7/2010	Arnell	D9/516
D675,926 S *	2/2013	Tovar	D9/562 X
D675,927 S *	2/2013	Tovar	D9/562 X
D676,755 S *	2/2013	Hein	D9/552
D683,229 S *	5/2013	Crawford et al.	D9/562 X
D683,230 S *	5/2013	Crawford	D9/565
D684,864 S *	6/2013	Crawford et al.	D9/565
D689,367 S *	9/2013	Crawford	D9/529
D689,775 S *	9/2013	Crawford	D9/565
D694,629 S *	12/2013	Crawford	D9/516
D700,056 S *	2/2014	Crawford	D9/516

* cited by examiner

Primary Examiner — Carol P Rademaker

(74) *Attorney, Agent, or Firm* — Kirschstein et al.

(57) **CLAIM**

The ornamental design for a bottle, as shown and described.

DESCRIPTION

FIG. 1 is a front elevational view of a bottle according to my new design.

FIG. 2 is a top plan view thereof;

FIG. 3 is a rear elevational view thereof;

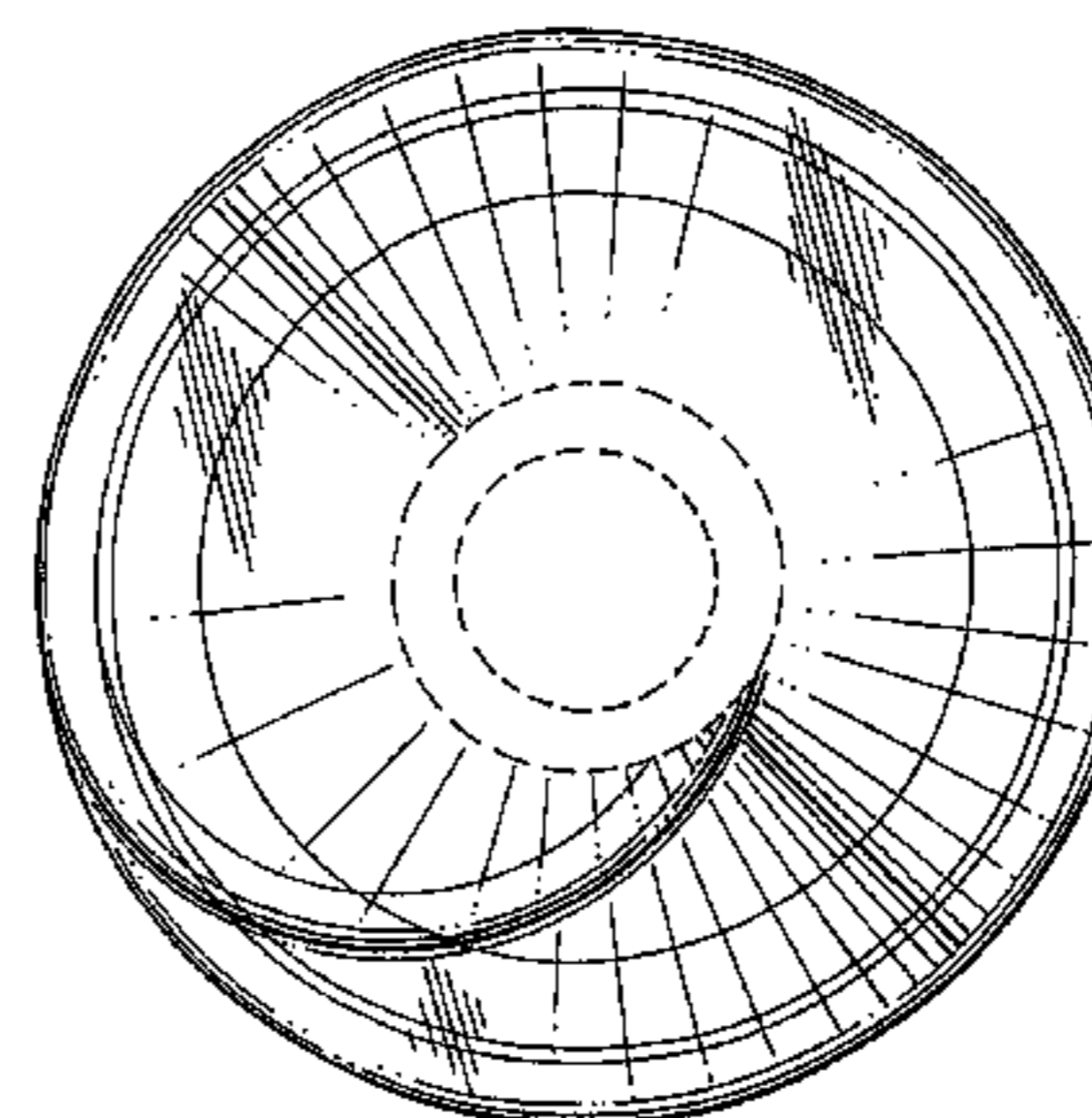
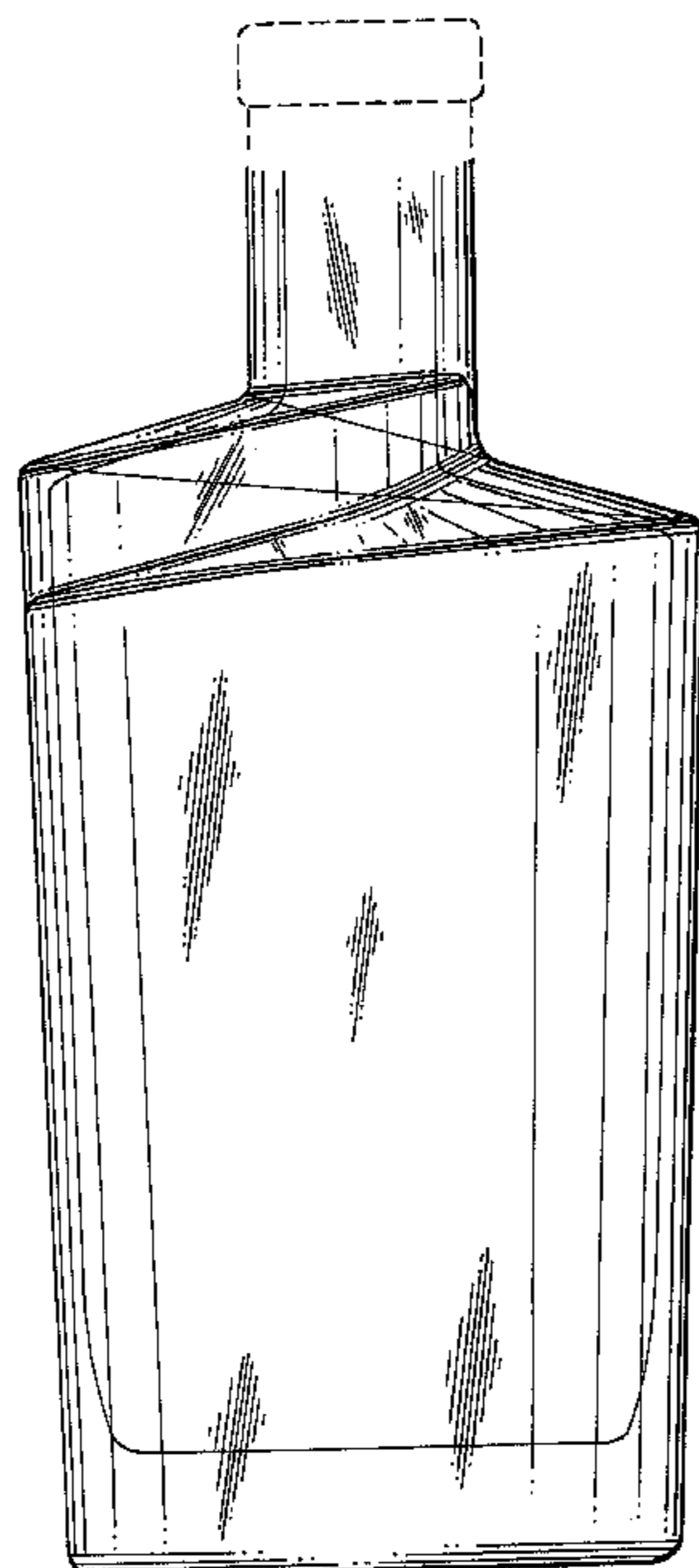
FIG. 4 is a left side elevational view thereof,

FIG. 5 is a right side elevational view thereof; and,

FIG. 6 is a bottom plan view thereof.

The broken lines shown in the drawings are included for the purpose of illustrating environmental structure and form no part of the claimed design.

1 Claim, 5 Drawing Sheets



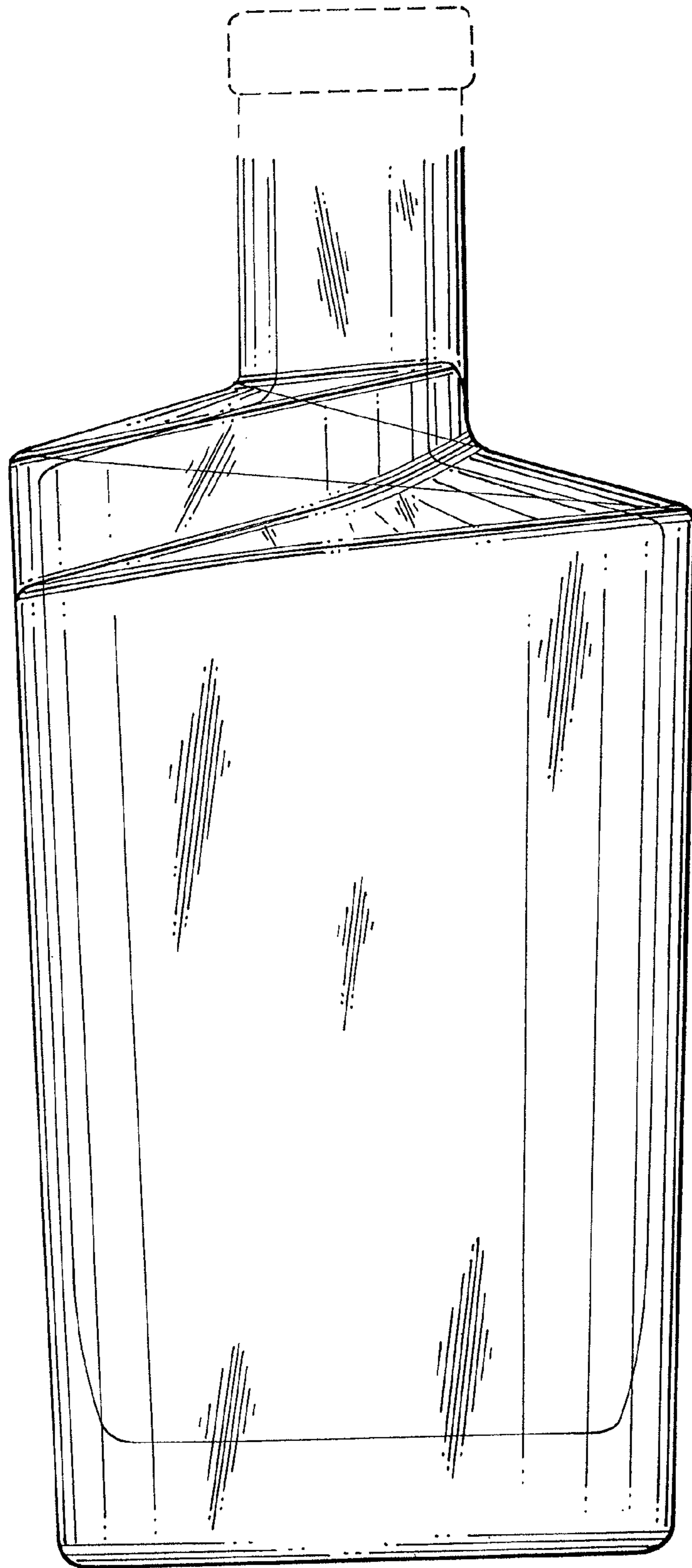


FIG. 1

FIG. 2

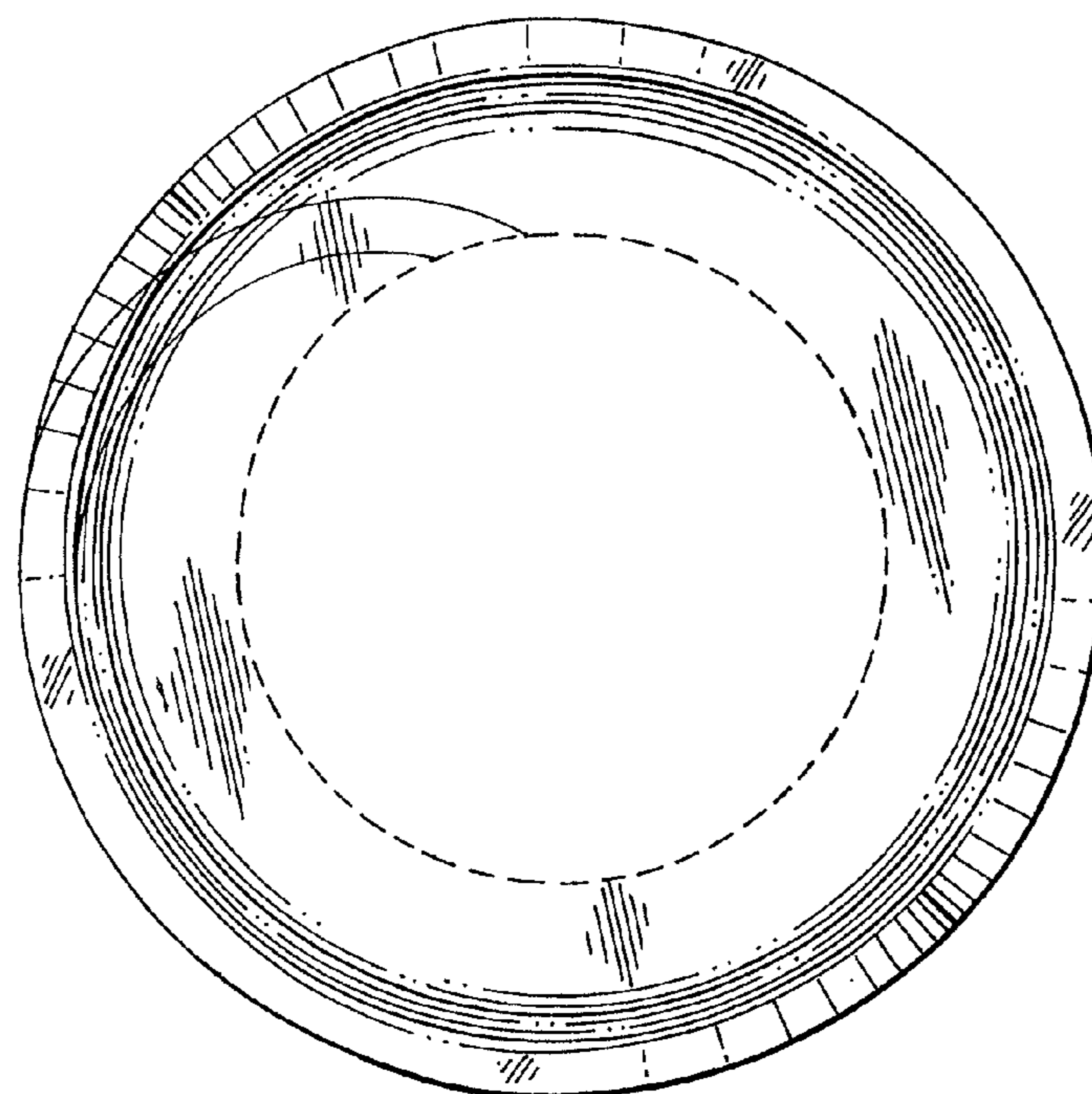
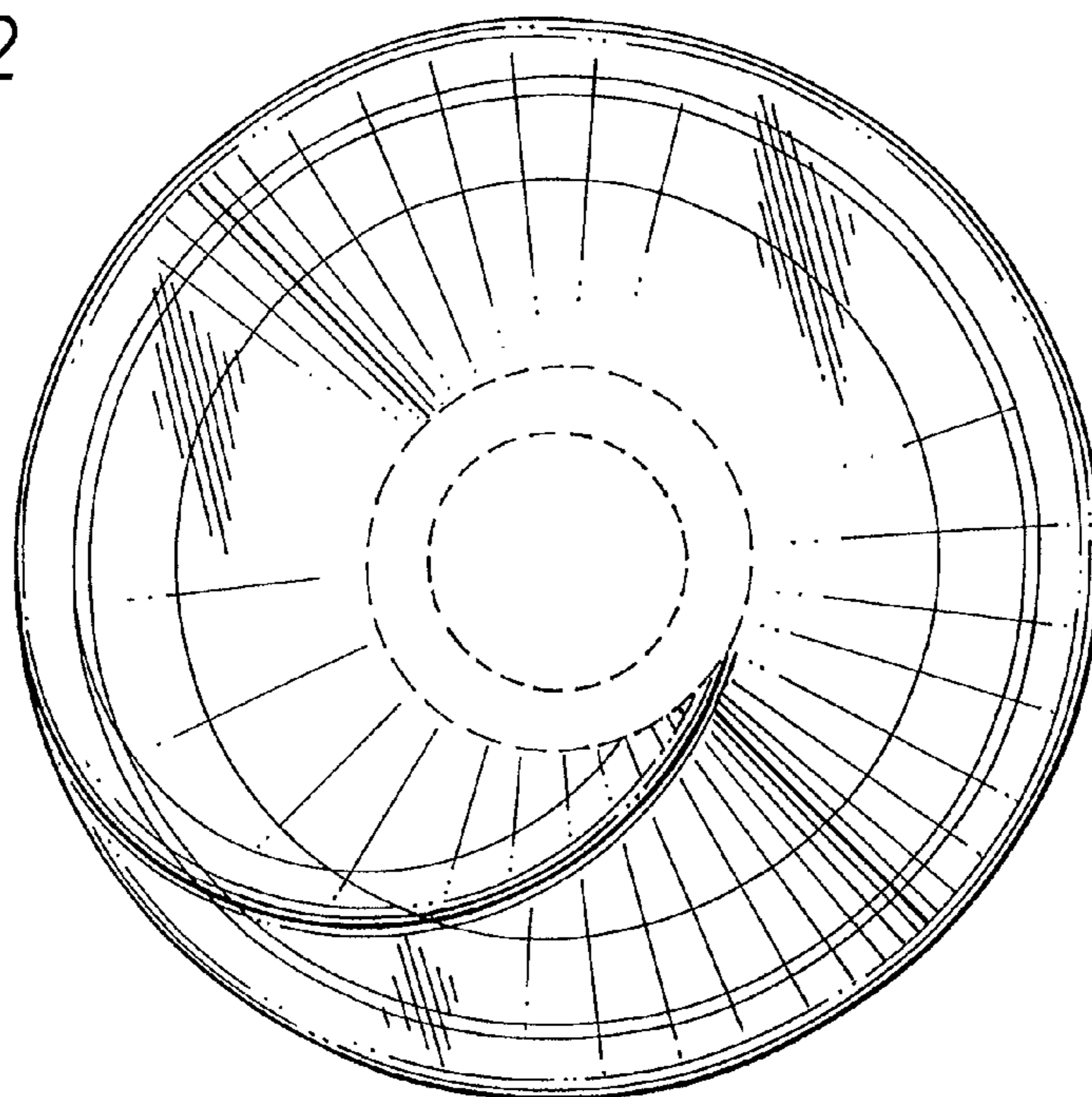


FIG. 6

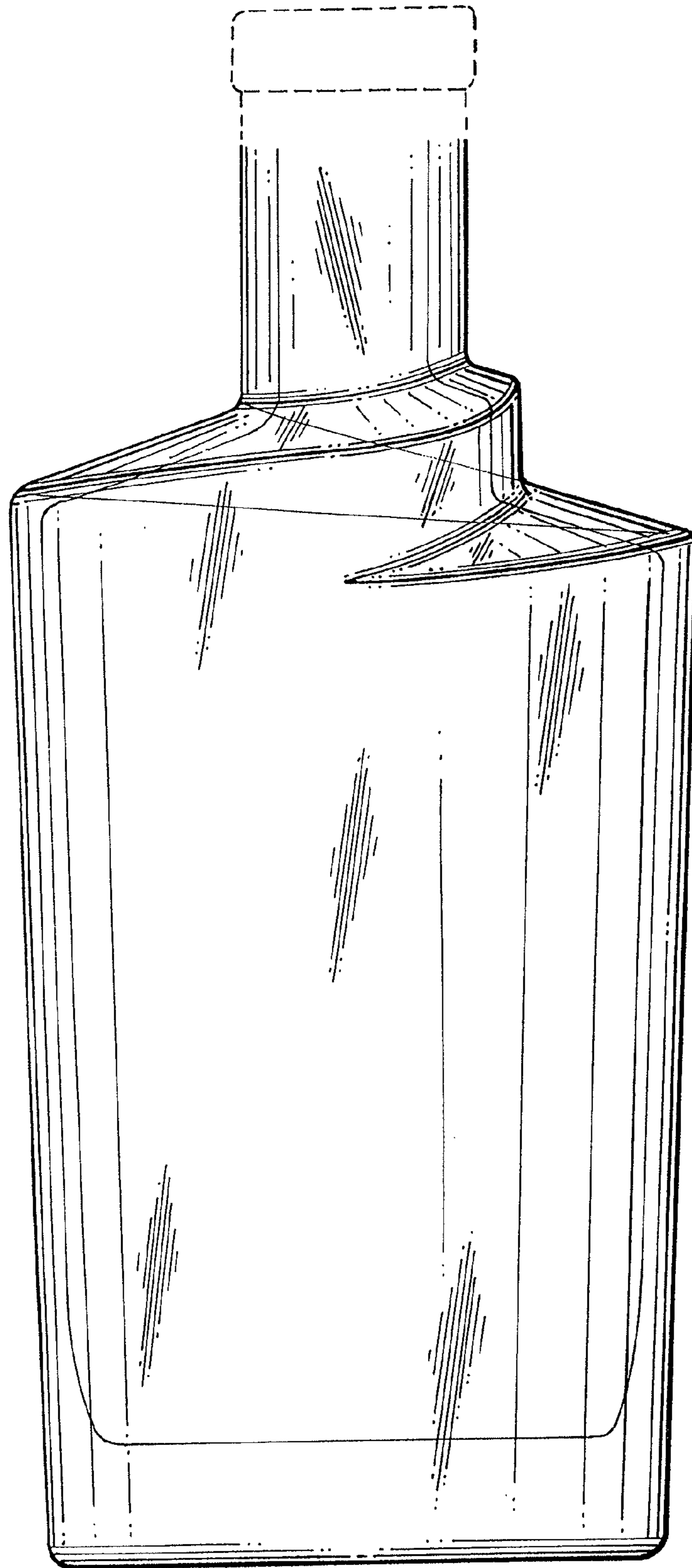



FIG. 3

FIG. 4






FIG. 5