



US00D722875S

(12) **United States Design Patent**
Hughes et al.

(10) **Patent No.:** **US D722,875 S**

(45) **Date of Patent:** **** Feb. 24, 2015**

(54) **BOTTLE**

(71) Applicant: **Euro-Pro Operating LLC**, Newton, MA (US)

(72) Inventors: **William Scott Hughes**, Waltham, MA (US); **James E. McCay**, Fairfield, CT (US); **James Troy Starkey**, North Haven, CT (US)

(73) Assignee: **Euro-Pro Operating LLC**, Newton, MA (US)

(**) Term: **14 Years**

(21) Appl. No.: **29/466,818**

(22) Filed: **Sep. 11, 2013**

(51) **LOC (10) Cl.** **09-01**

(52) **U.S. Cl.**
USPC **D9/516; D9/543**

(58) **Field of Classification Search**
CPC B65D 1/00; B65D 1/02; B65D 1/0223;
B65D 23/00; B65D 2501/00; B65D 2501/0009
USPC D9/516, 522, 530, 537, 540-543, 563,
D9/564-565, 575; 215/379, 381-382;
220/660, 669, 675

See application file for complete search history.

(56) **References Cited**

U.S. PATENT DOCUMENTS

D222,339 S *	10/1971	Plummer	D9/542
D282,909 S *	3/1986	Biesecker	D9/522
D416,805 S *	11/1999	Mikla	D9/542
6,386,392 B1	5/2002	Argentieri et al.		
D470,774 S *	2/2003	Zaksenberg et al.	D9/542
D478,512 S *	8/2003	Duston et al.	D9/522

D480,309 S *	10/2003	Choke-arpornchai et al.	D9/522
D485,178 S	1/2004	Pouillot et al.	
D486,741 S *	2/2004	Houghton D9/542
D503,890 S *	4/2005	Thunberg et al. D9/550
D514,948 S *	2/2006	Busa et al. D9/551
D553,994 S *	10/2007	Macak et al. D9/564
D561,034 S *	2/2008	Francis D9/530
D564,891 S *	3/2008	Clark et al. D9/542
D570,696 S *	6/2008	Yano et al. D9/530
D612,737 S *	3/2010	Bansal D9/529
D619,465 S *	7/2010	Synder D9/522
D619,466 S *	7/2010	Synder D9/522
D651,516 S *	1/2012	Schaeffer D9/522

* cited by examiner

Primary Examiner — Ian Simmons

Assistant Examiner — Dana L Meyrow

(74) *Attorney, Agent, or Firm* — Wolf, Greenfield & Sacks, P.C.

(57) **CLAIM**

The ornamental design for a bottle, as shown and described.

DESCRIPTION

FIG. 1 is a top, front, left side perspective view of a bottle showing our new design;

FIG. 2 is a front elevational view thereof;

FIG. 3 is a rear elevational view thereof;

FIG. 4 is a left side elevational view thereof;

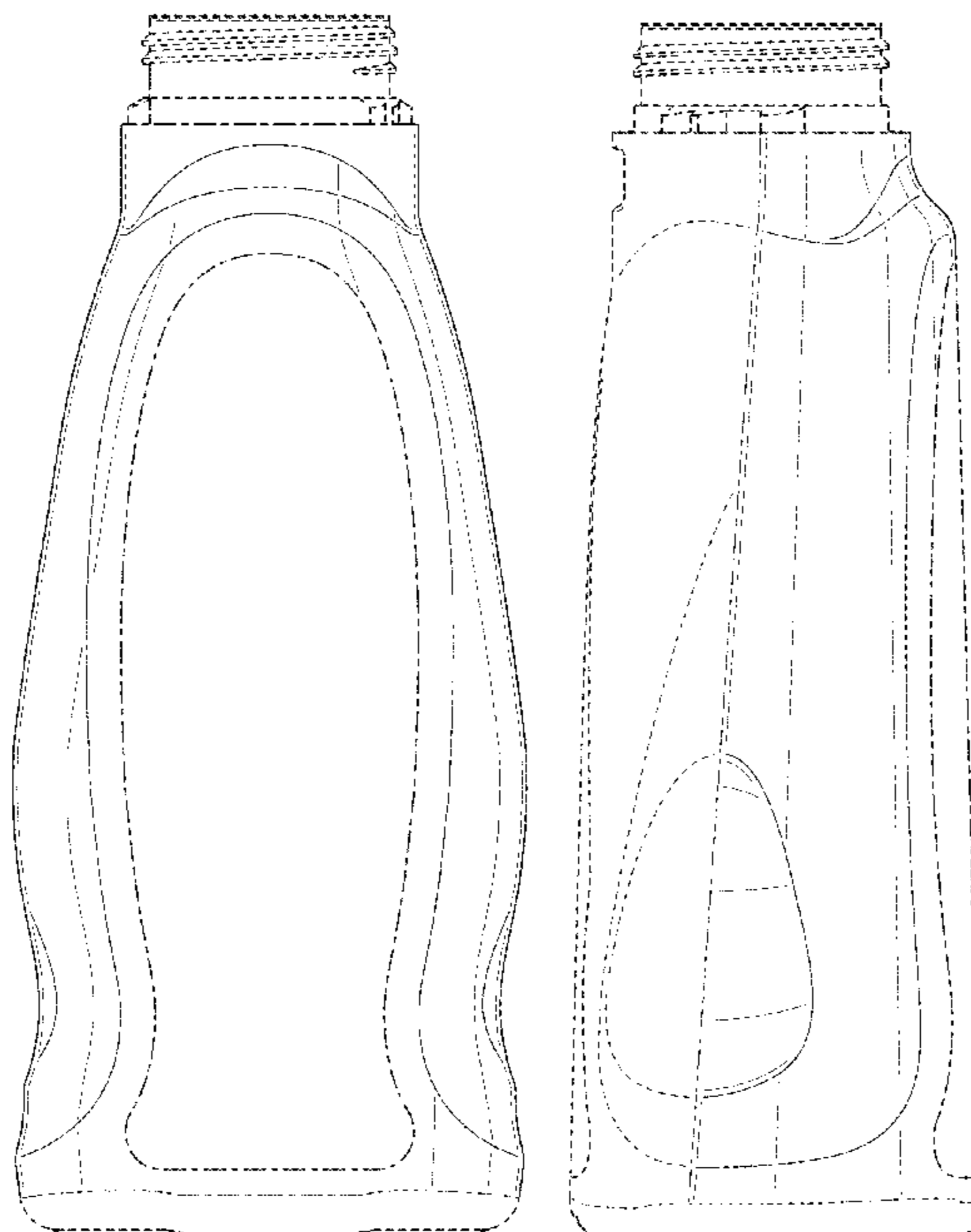
FIG. 5 is a right side elevational view thereof;

FIG. 6 is a top plan view thereof; and,

FIG. 7 is a bottom plan view thereof.

The dashed broken lines in FIGS. 1-7 illustrate the portions of the bottle that form no part of the claimed design. The dot-dash broken lines shown in the figures define the bounds of the claim and form no part thereof.

1 Claim, 6 Drawing Sheets



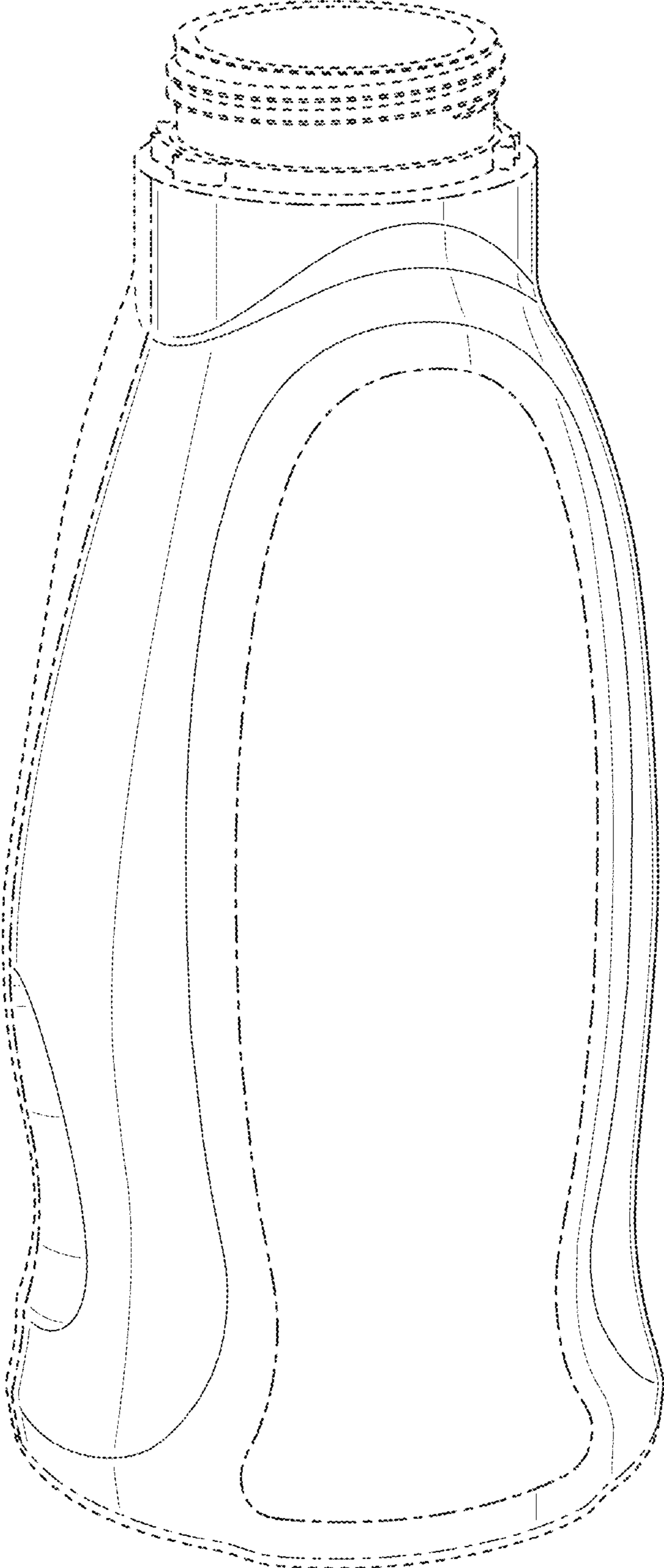


FIG. 1

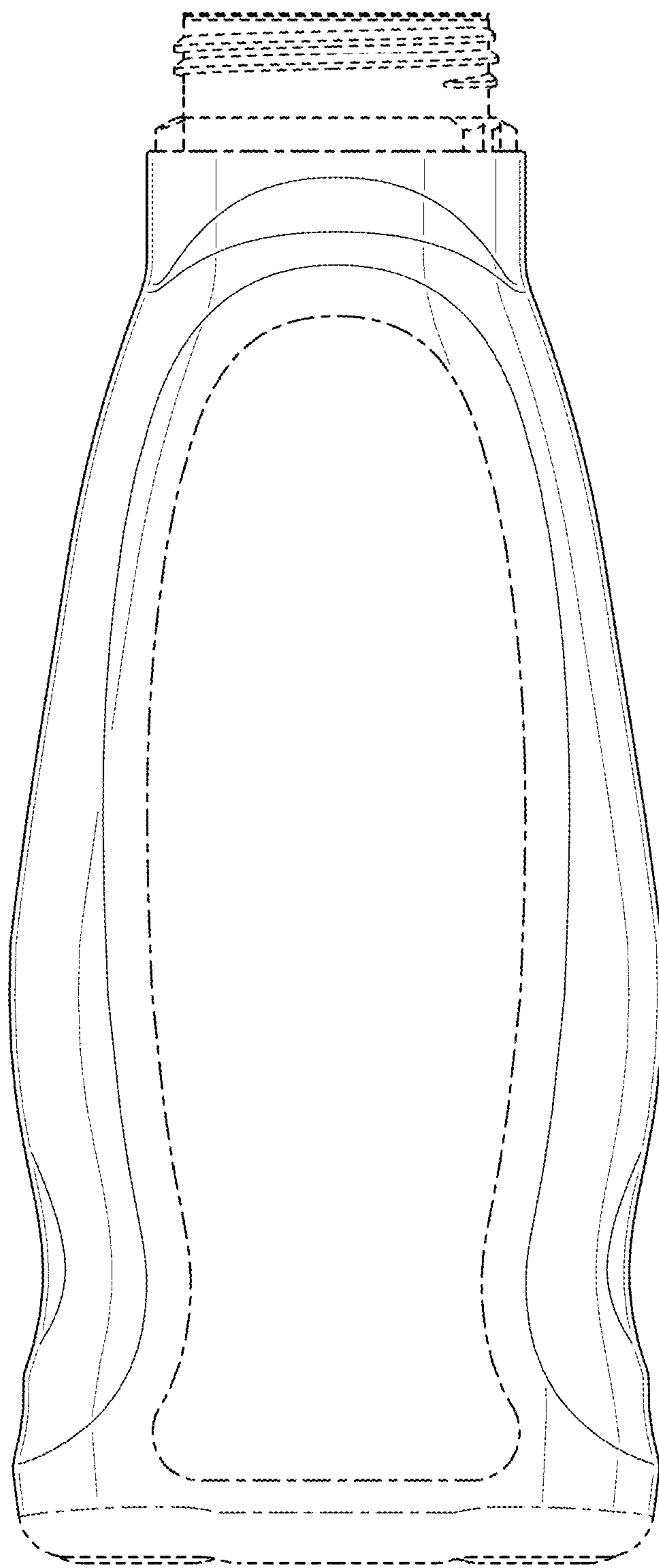


FIG. 2

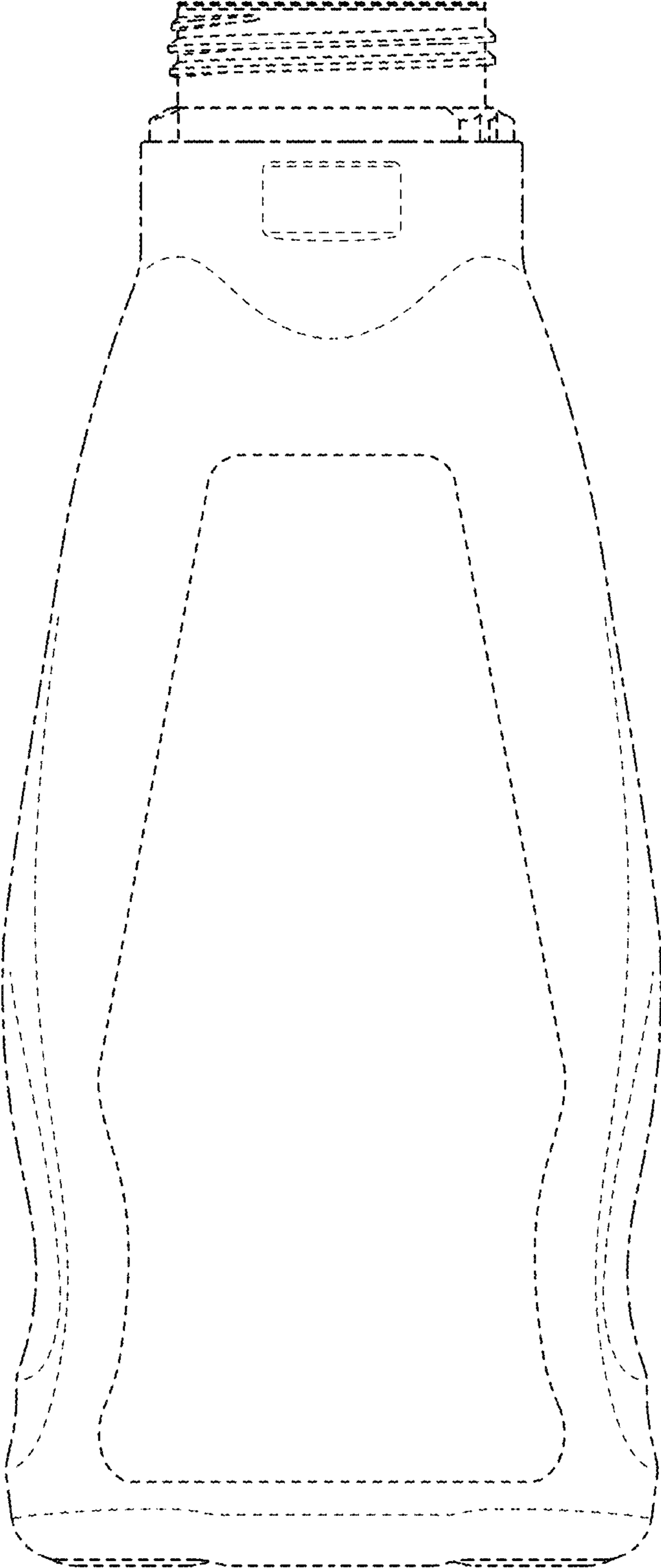


FIG. 3

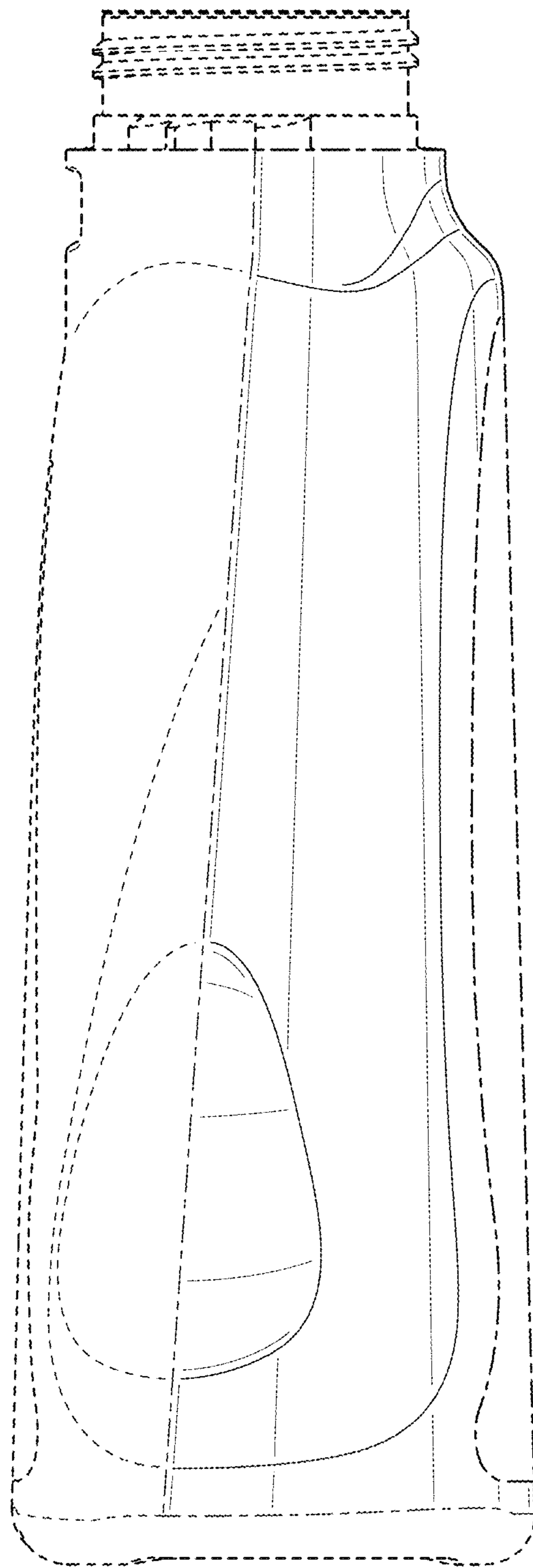


FIG. 4

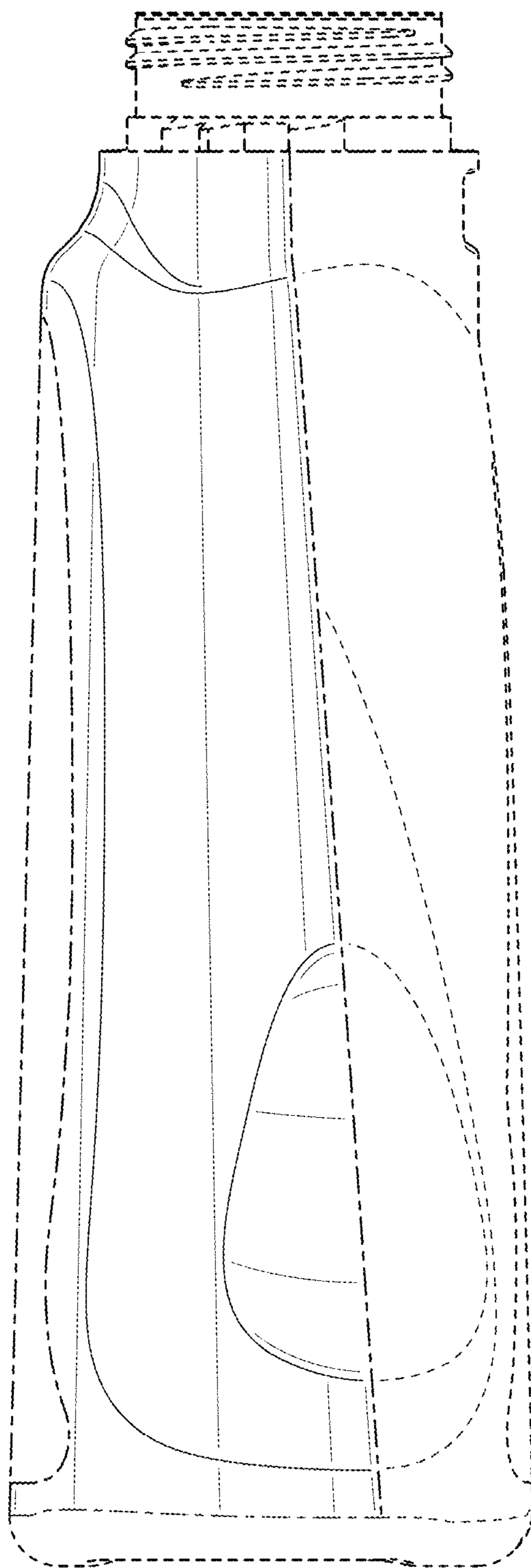


FIG. 5

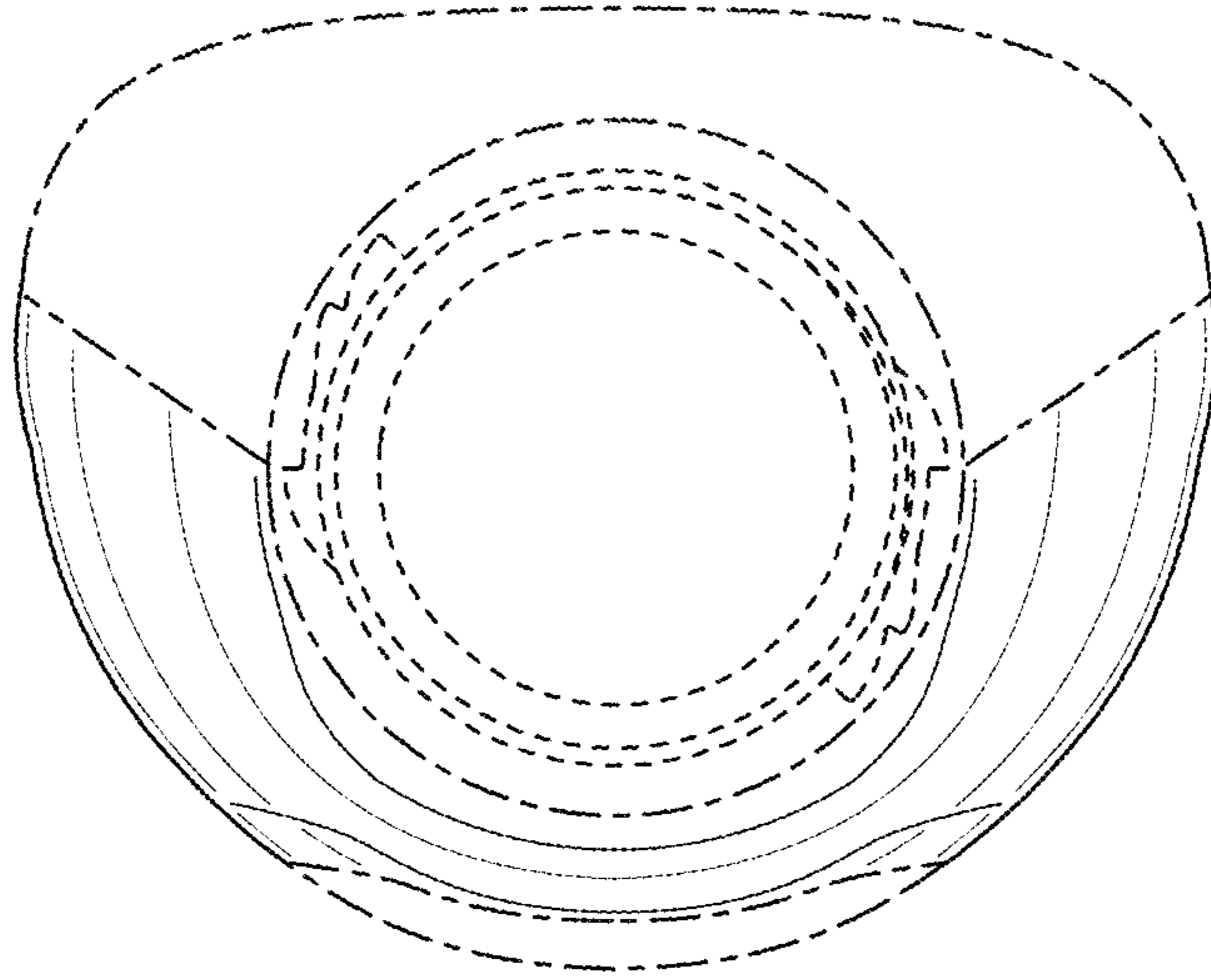


FIG. 6

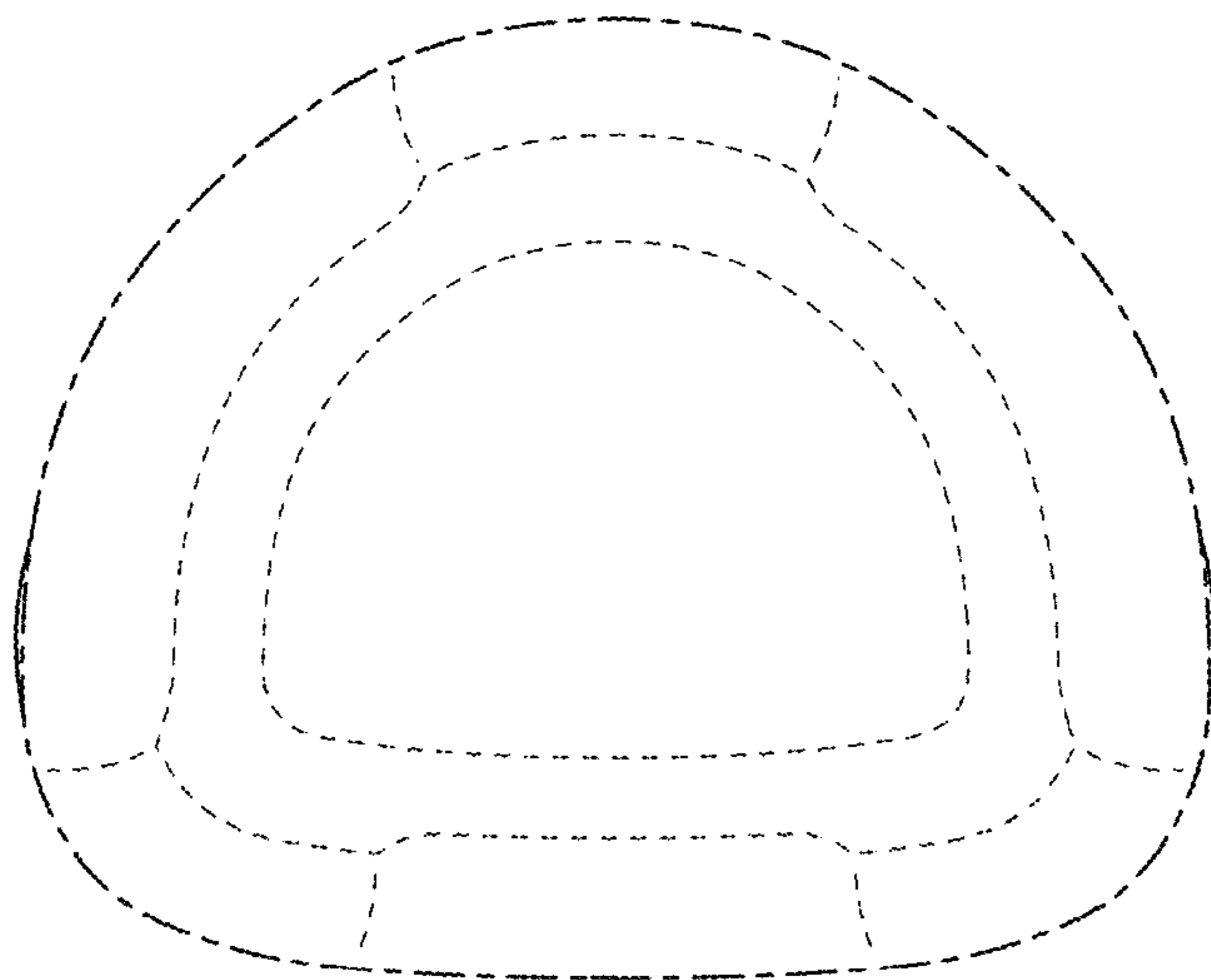


FIG. 7