

US00D722867S

(12) **United States Design Patent**
Papafagos et al.

(10) **Patent No.:** **US D722,867 S**

(45) **Date of Patent:** **** Feb. 24, 2015**

(54) **THREE HOLE CLAMP**

(71) Applicant: **Tectran Mfg. Inc.**, Cheektowaga, NY (US)

(72) Inventors: **James C. Papafagos**, North Java, NY (US); **David J. Levan**, North Collins, NY (US)

(73) Assignee: **Tectran Mfg. Inc.**, Cheektowaga, NY (US)

(**) Term: **14 Years**

(21) Appl. No.: **29/493,327**

(22) Filed: **Jun. 9, 2014**

(51) **LOC (10) Cl.** **08-08**

(52) **U.S. Cl.**
USPC **D8/396**

(58) **Field of Classification Search**
USPC D8/396; D23/265; 24/274 R, 279, 276;
285/252, 253, 410, 364, 407
See application file for complete search history.

(56) **References Cited**

U.S. PATENT DOCUMENTS

D49,673	S	*	9/1916	Pleister	D8/396
D190,429	S	*	5/1961	Hoagland	D6/552
3,421,187	A	*	1/1969	Ryder	403/391
3,521,332	A	*	7/1970	Kramer	403/188
3,894,706	A	*	7/1975	Mizusawa	248/68.1
4,024,604	A	*	5/1977	Klimek et al.	24/16 R
4,148,113	A	*	4/1979	Dvorachek	24/16 R
4,244,544	A	*	1/1981	Kornat	248/68.1
D269,851	S	*	7/1983	Kimura	D8/356
4,550,891	A	*	11/1985	Schaty	248/68.1
4,769,876	A	*	9/1988	Platt	24/459
5,027,478	A	*	7/1991	Suhr	24/16 R
5,209,441	A	*	5/1993	Satoh	248/74.2
5,263,671	A	*	11/1993	Baum	248/68.1

D375,890	S	*	11/1996	Takai	D8/380
5,653,411	A	*	8/1997	Picco et al.	248/74.1
5,669,590	A	*	9/1997	Przewodek	248/68.1
5,703,330	A	*	12/1997	Kujawski	174/72 A
D421,318	S	*	2/2000	O'Brien et al.	D26/138
6,109,569	A	*	8/2000	Sakaida	248/75
6,405,414	B1	*	6/2002	Byrnes et al.	24/339
6,408,492	B1	*	6/2002	Sparks et al.	24/336
D459,977	S	*	7/2002	Byrnes et al.	D8/357
6,783,101	B2	*	8/2004	Knotts	248/68.1
6,915,870	B2	*	7/2005	Sugiyama et al.	180/69.4
6,926,237	B2	*	8/2005	Shereyk et al.	248/71
7,185,770	B1	*	3/2007	Roten	211/70.6
H2203	H	*	10/2007	Borchardt et al.	D8/396
D568,254	S	*	5/2008	Patchett et al.	D13/155
7,500,644	B2	*	3/2009	Naudet et al.	248/68.1
D639,145	S	*	6/2011	Hoek	D8/356
D639,146	S	*	6/2011	Hoek	D8/356
8,177,736	B2	*	5/2012	Kopperschmidt	604/6.16
D676,314	S	*	2/2013	Cude	D8/396
D695,550	S	*	12/2013	Yiannaki	D6/606

* cited by examiner

Primary Examiner — John Windmuller

(74) *Attorney, Agent, or Firm* — Phillips Lytle LLP

(57) **CLAIM**

Applicants claim the ornamental design for a three hole clamp, as shown and described.

DESCRIPTION

FIG. 1 is a perspective view of the three hole clamp showing the new design.

FIG. 2 is a front elevation view thereof.

FIG. 3 is a rear elevation view thereof.

FIG. 4 is a left side elevation view thereof.

FIG. 5 is a right side elevation view thereof.

FIG. 6 is a top plan view thereof; and,

FIG. 7 is a bottom plan view thereof.

The broken lines in the drawing figures depict portions of the three hole clamp that form no part of the claimed design.

1 Claim, 5 Drawing Sheets

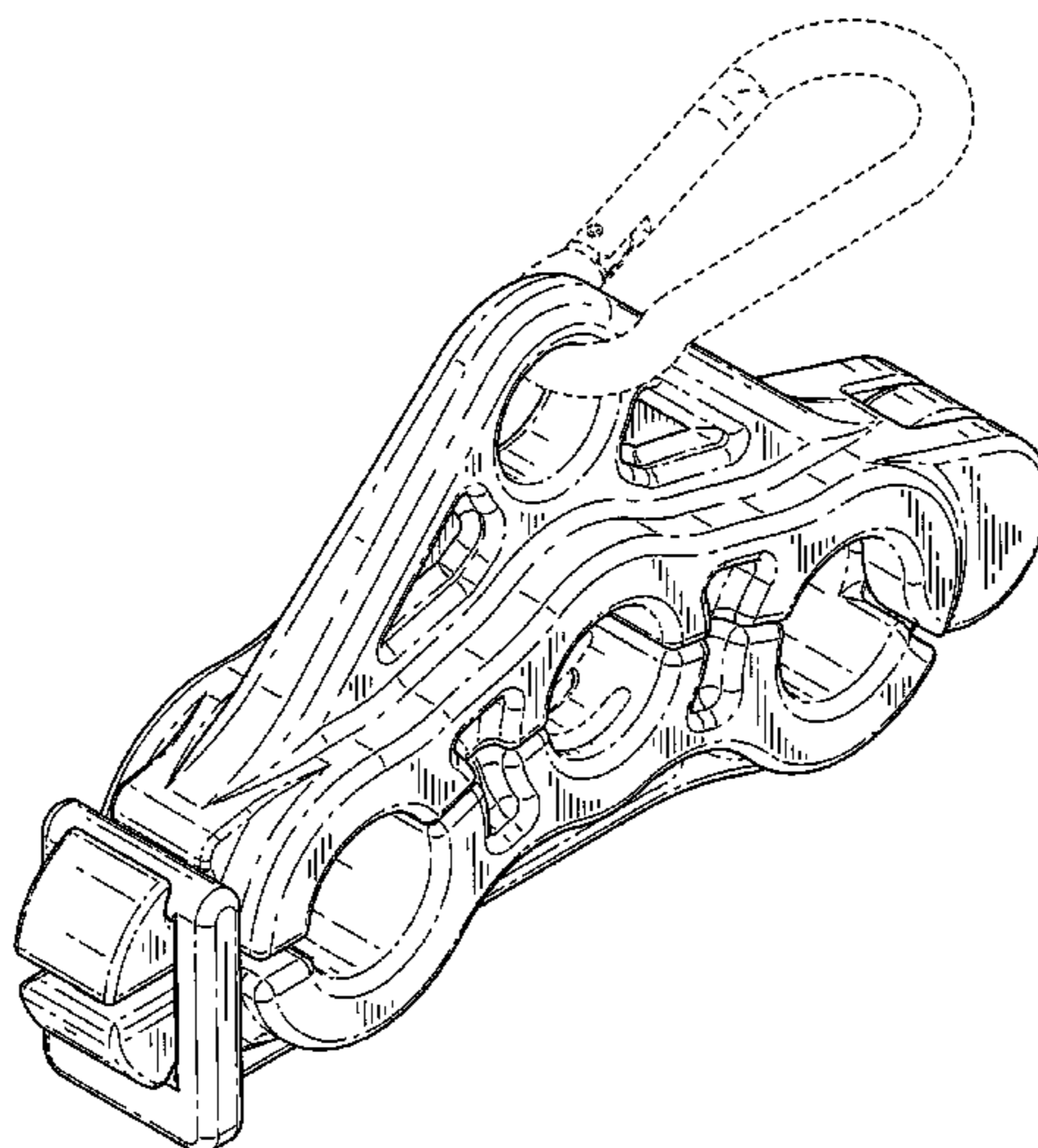


FIG. 1

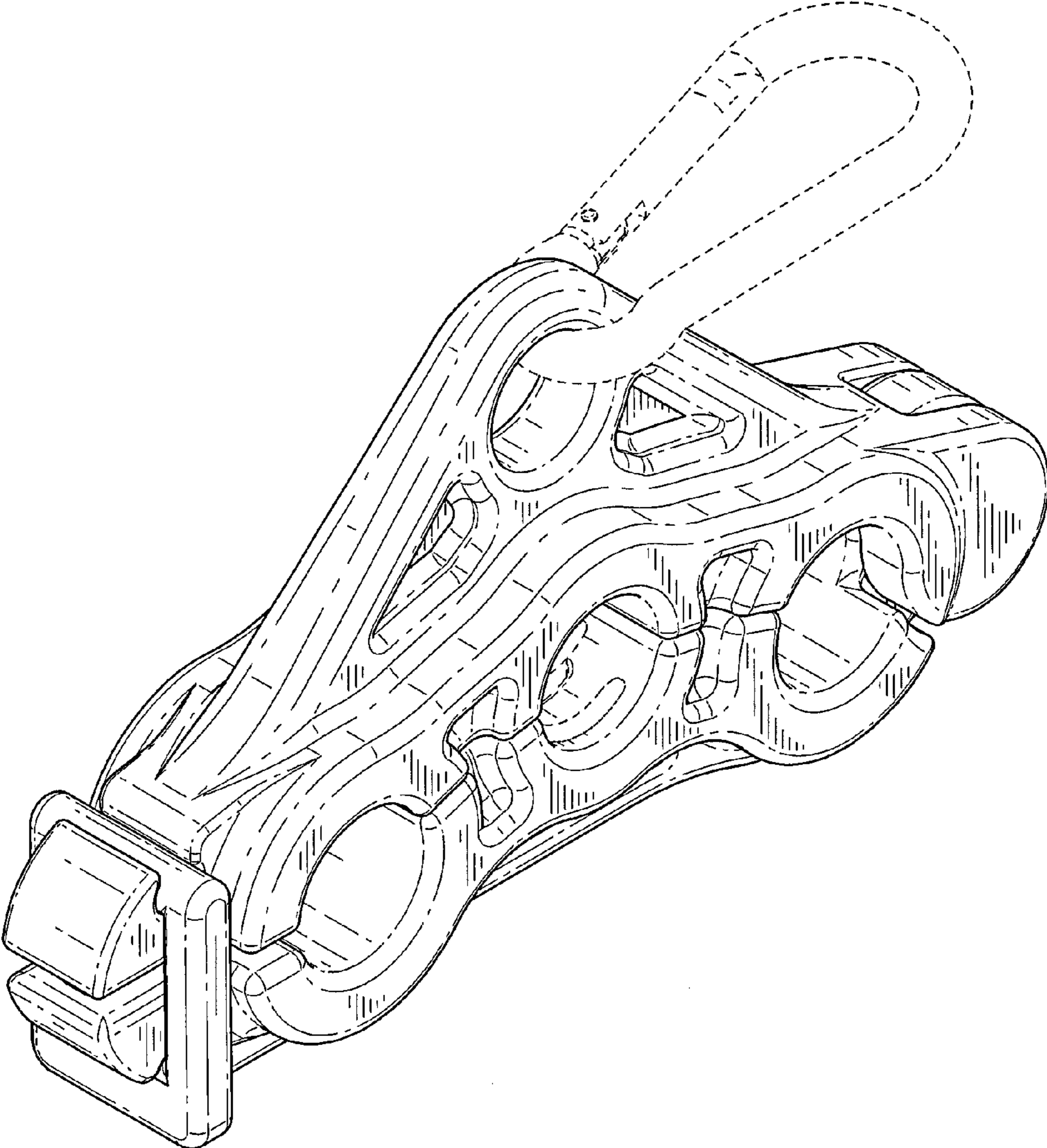


FIG. 2

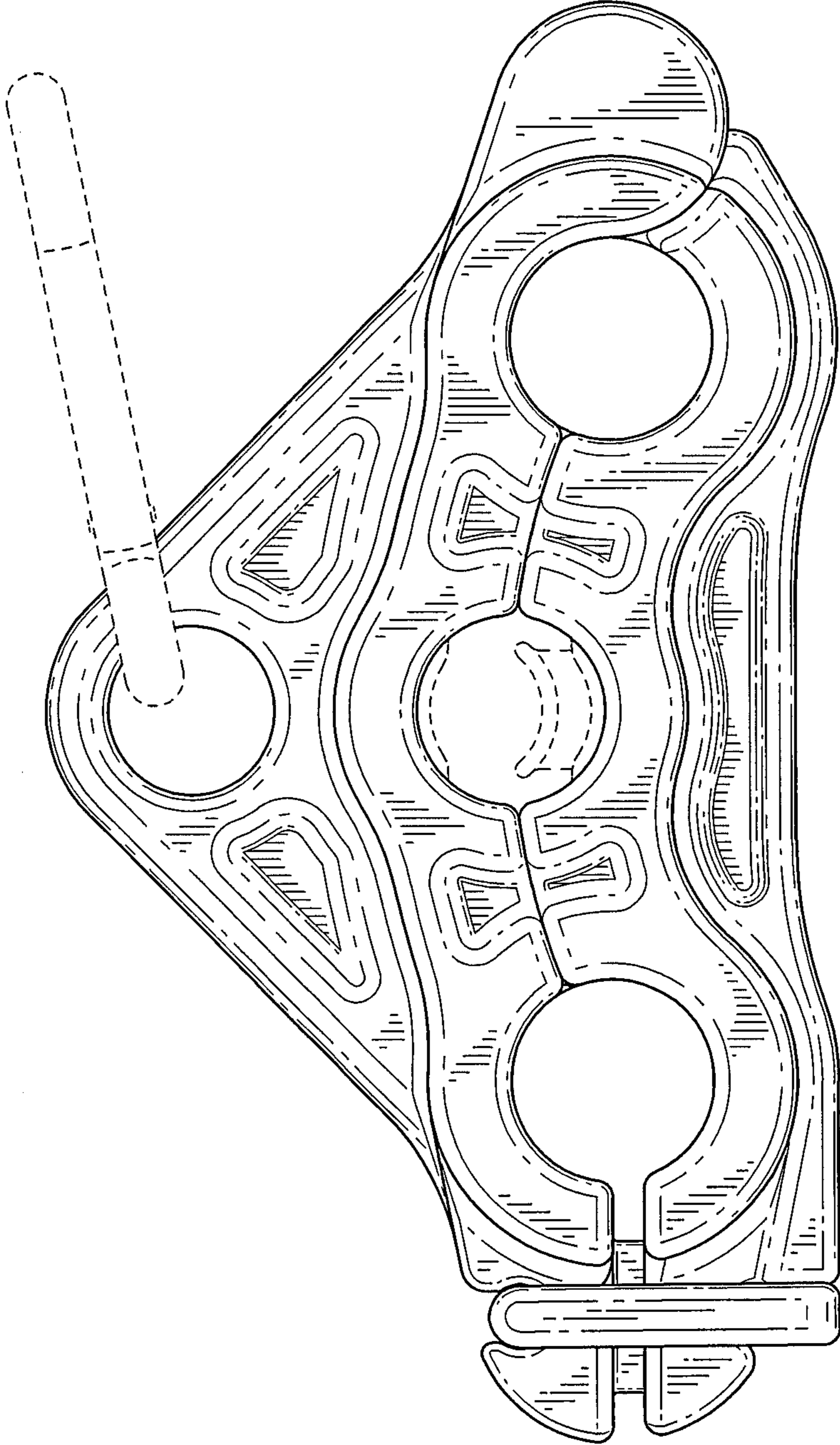


FIG. 3

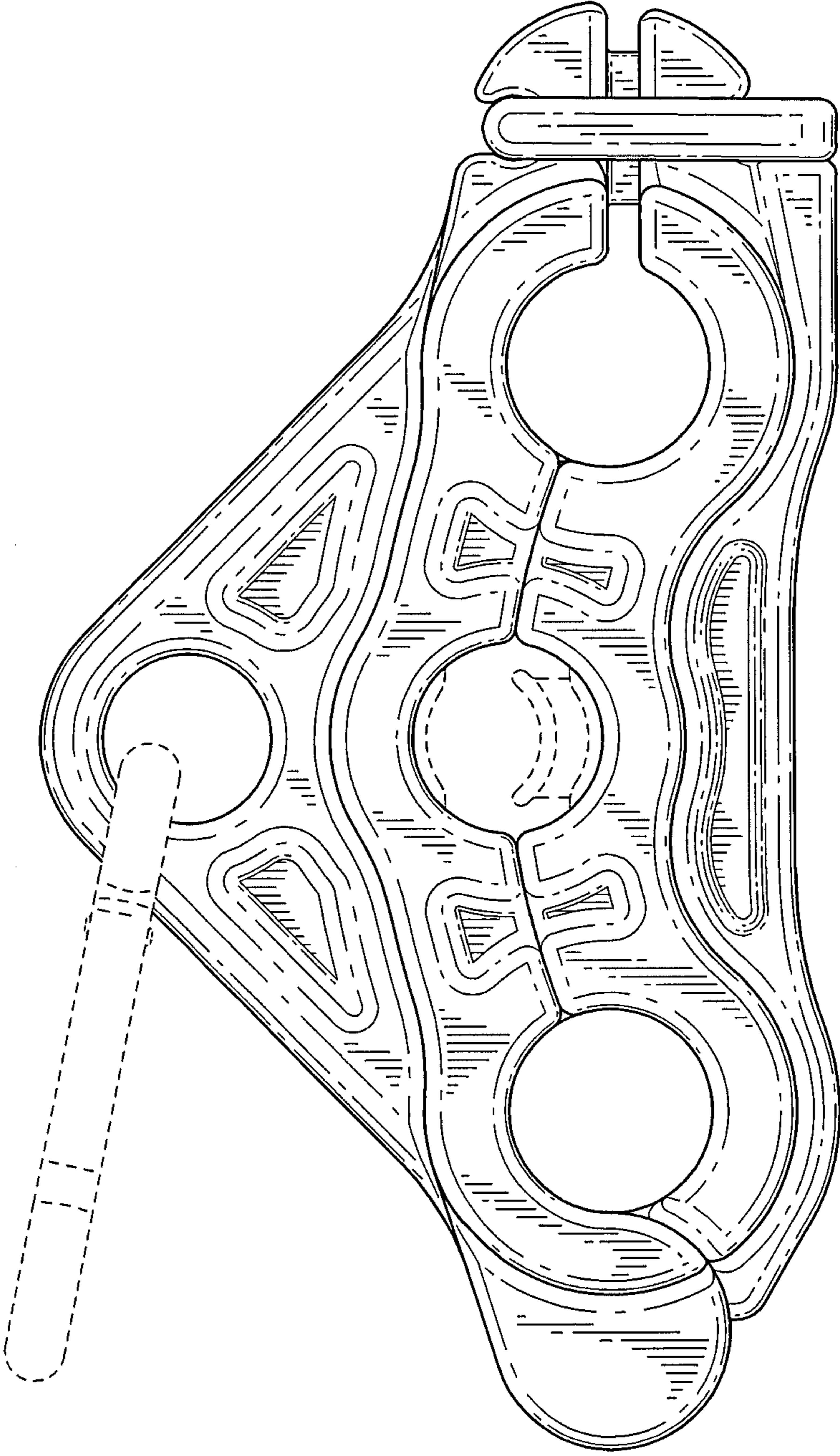


FIG. 4

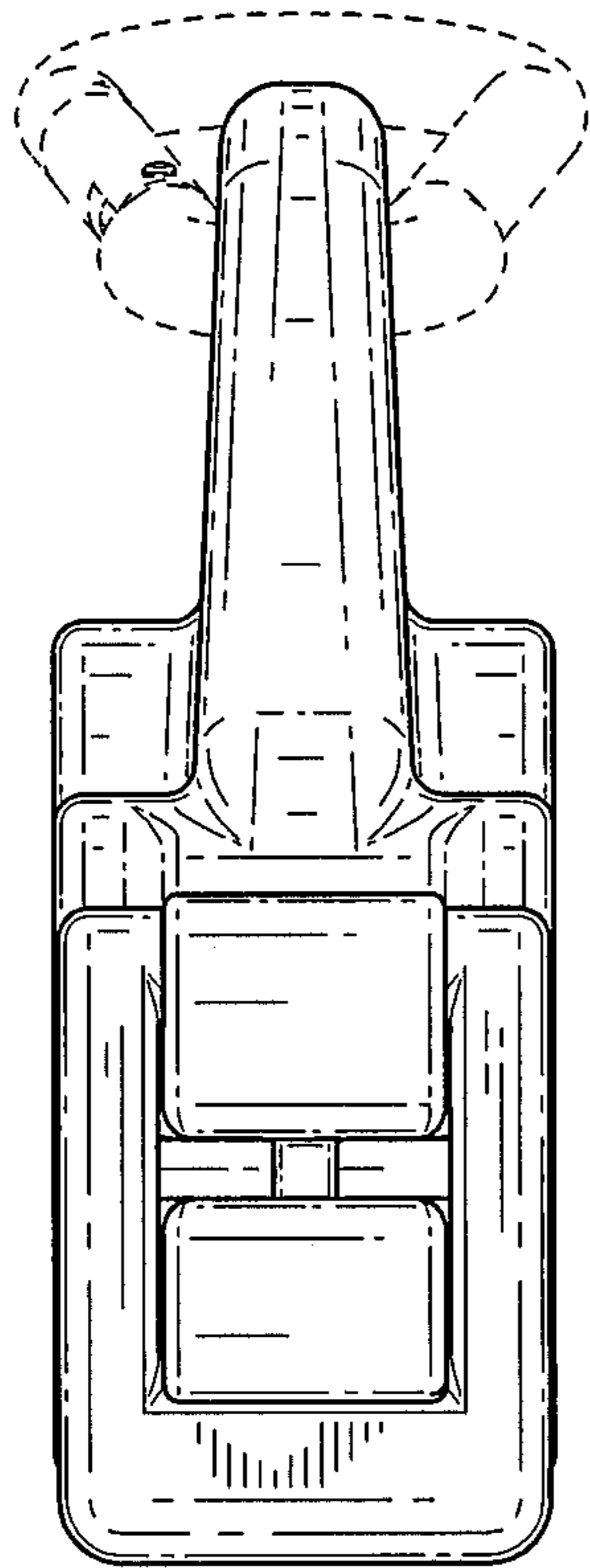


FIG. 5

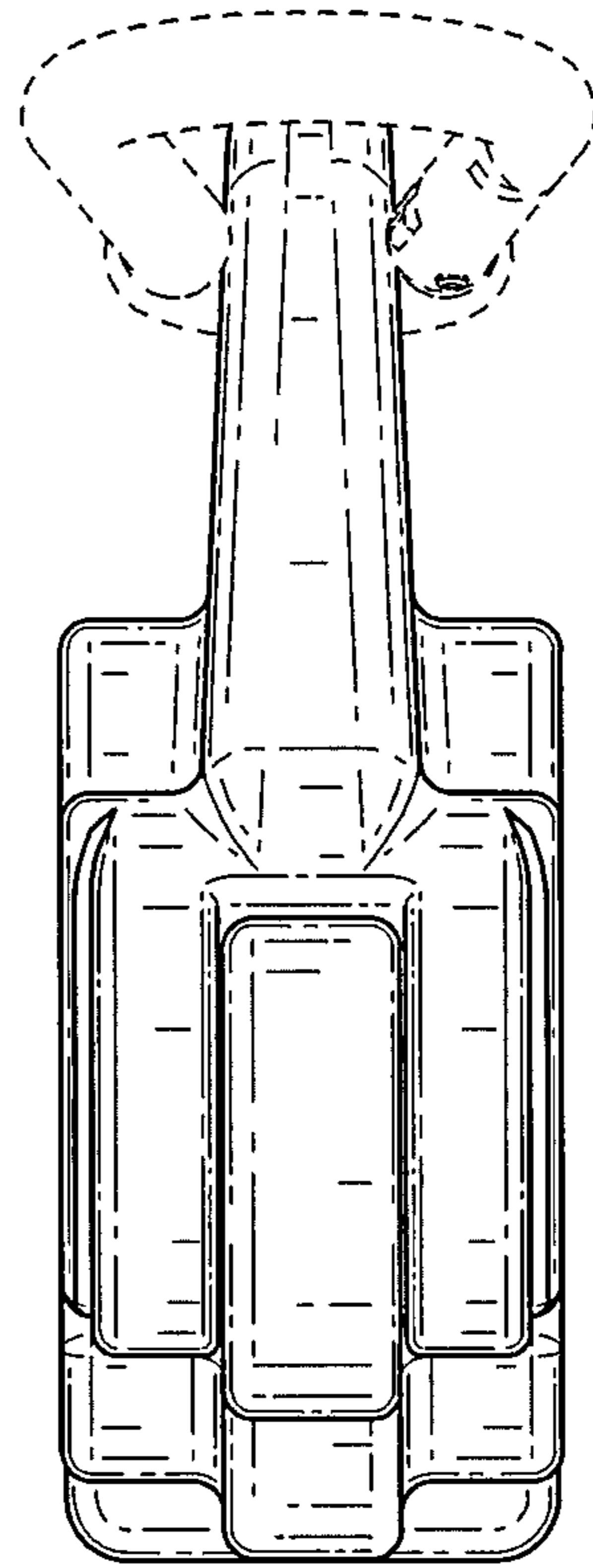


FIG. 6

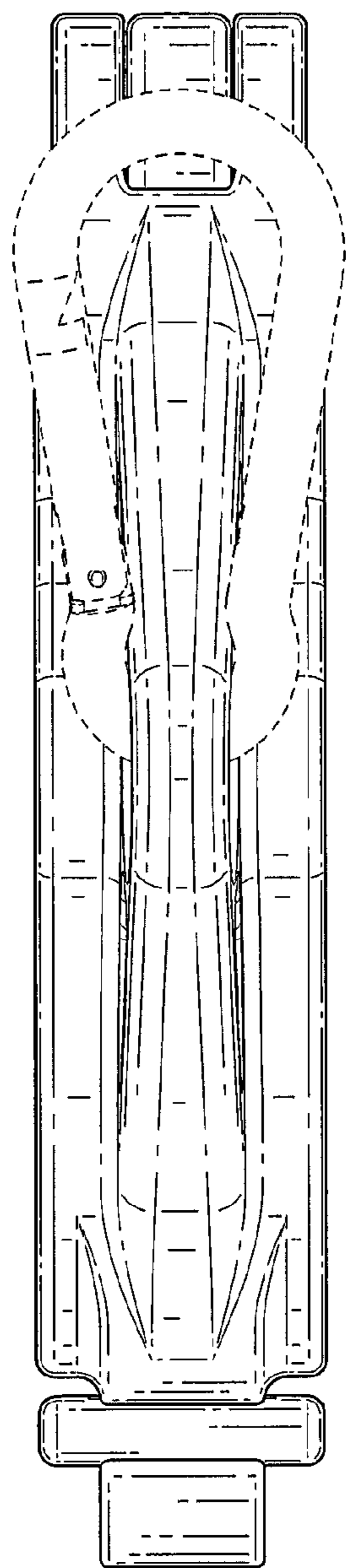


FIG. 7

