



US00D722863S

(12) **United States Design Patent**  
**Irving**

(10) **Patent No.:** **US D722,863 S**  
(45) **Date of Patent:** **\*\* Feb. 24, 2015**

(54) **H STYLE ARCUATE DIVIDER MATRIX  
SLEEVE**

(71) Applicant: **Sport Systems Unlimited Corp.,**  
Plymouth, MN (US)

(72) Inventor: **Bruce W. Irving,** Walters Falls, CA (US)

(73) Assignee: **Sport Systems Unlimited Corp.,**  
Plymouth, MN (US)

(\*\*) Term: **14 Years**

(21) Appl. No.: **29/500,319**

(22) Filed: **Aug. 25, 2014**

**Related U.S. Application Data**

(63) Continuation-in-part of application No. 29/488,187,  
filed on Apr. 16, 2014, which is a continuation of  
application No. 29/396,279, filed on Jun. 28, 2011,  
now Pat. No. Des. 707,105, which is a  
continuation-in-part of application No. 12/466,828,  
filed on May 15, 2009, now abandoned.

(51) **LOC (10) Cl.** ..... **08-05**

(52) **U.S. Cl.**  
USPC ..... **D8/354**

(58) **Field of Classification Search**  
USPC ..... D8/354, 349, 350, 351, 373, 380, 381,  
D8/382, 394; D25/61, 119; 52/220.8, 764,  
52/766, 767, 768, 775, 780, 781; 256/24,  
256/27, 31

See application file for complete search history.

(56) **References Cited**

U.S. PATENT DOCUMENTS

D283,353	S	*	4/1986	Bancroft	.....	D25/119
D479,797	S	*	9/2003	Wall	.....	D8/382
D504,181	S	*	4/2005	Stanchfield	.....	D25/119
7,163,244	B2	*	1/2007	Meltzer	.....	293/128
D542,643	S	*	5/2007	Heindl	.....	D8/382
D610,439	S	*	2/2010	Wood	.....	D8/381
D657,661	S	*	4/2012	Cochrane	.....	D8/382
2007/0145340	A1	*	6/2007	Brabeck et al.	.....	256/24
2010/0288987	A1	*	11/2010	Irving	.....	256/25

\* cited by examiner

*Primary Examiner* — Derrick Holland

(74) *Attorney, Agent, or Firm* — Gerald E. Helget; Briggs  
and Morgan, P.A.

(57) **CLAIM**

The ornamental design for a H style arcuate divider matrix  
sleeve, as shown and described.

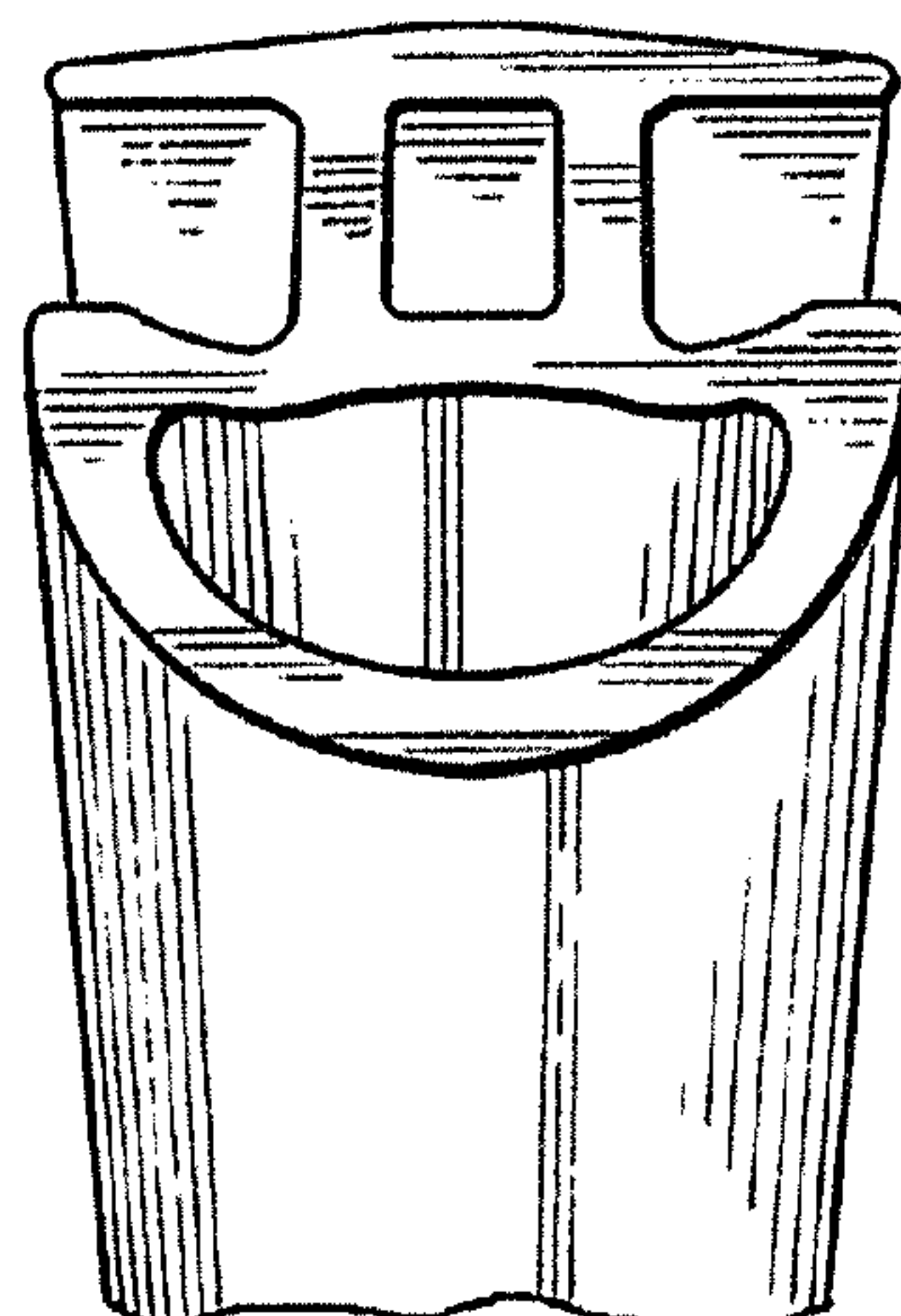
**DESCRIPTION**


FIG. 1 is a front elevational view showing my new design for  
a H style arcuate divider matrix sleeve in environmental use;  
FIG. 2 is a front top perspective view;  
FIG. 3 is a top plan view which is a mirror image of the bottom  
plan view;  
FIG. 4 is a front elevational view;  
FIG. 5 is a right side elevational view which is a mirror image  
of the left side; and,  
FIG. 6 is a rear elevational view.

The broken lines shown represent unclaimed subject matter  
and form no part of the claimed design.

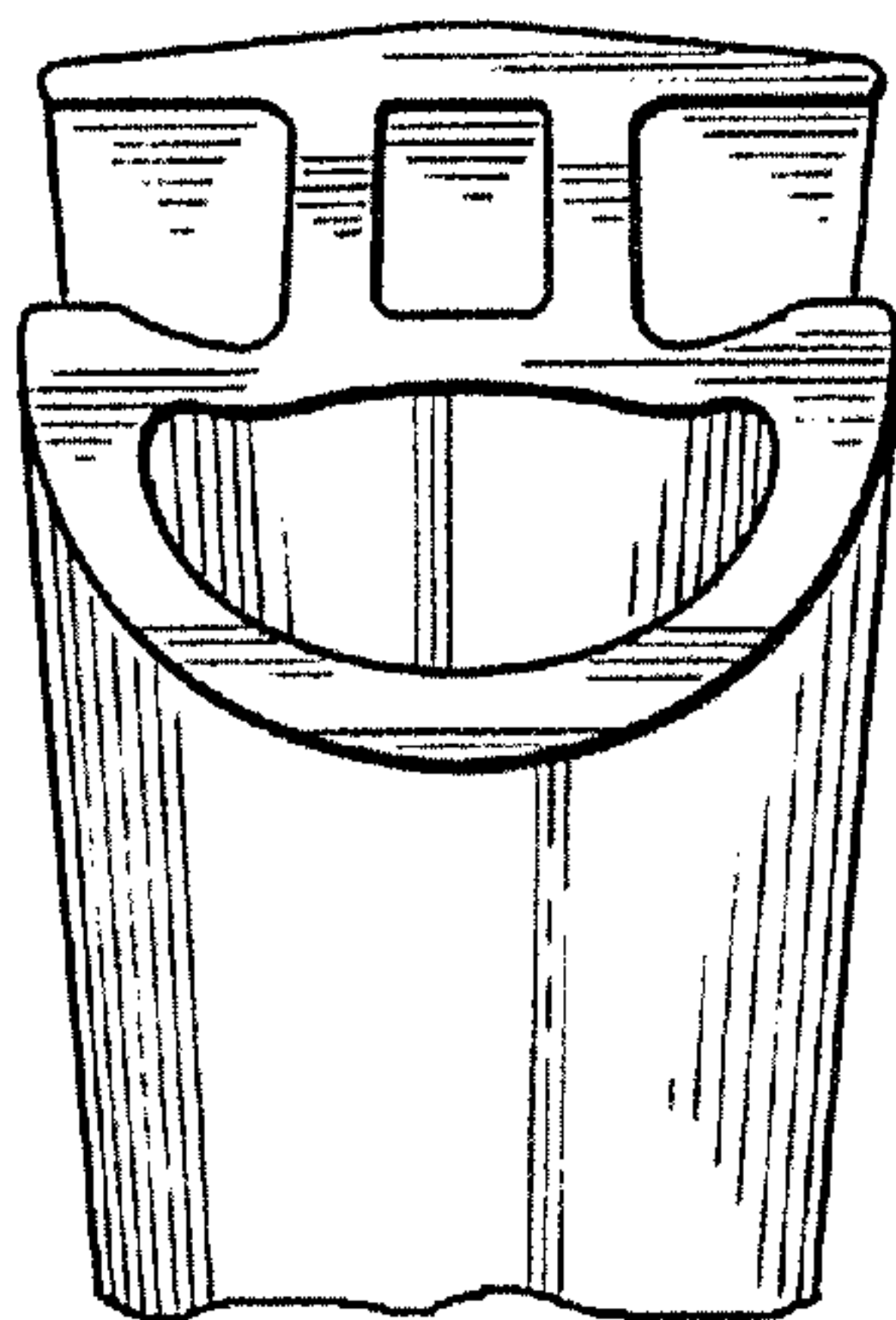
The H style divider matrix sleeve has been shown broken to  
indicate indeterminate length. The claim is definite under 35  
U.S.C. 112 second paragraph with the understanding that the  
“indeterminate” portion of the article forms no part of the  
claim design. Patentability is based only on those portions of  
the H style divider matrix sleeve that are shown in solid lines.

**1 Claim, 1 Drawing Sheet**

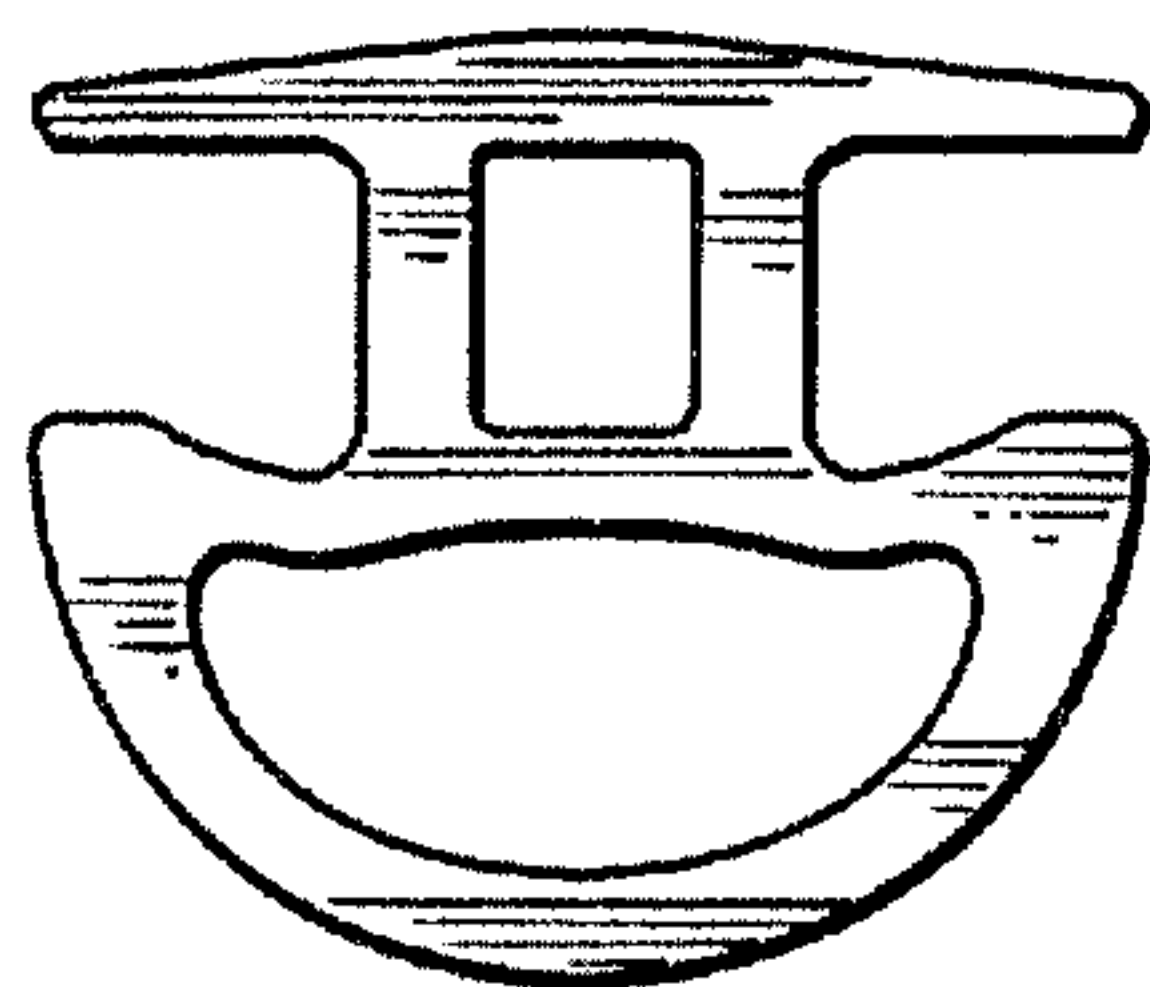





*Fig. 1*




*Fig. 2*




*Fig. 3*



*Fig. 4*



*Fig. 5*



*Fig. 6*