



US00D722850S

(12) **United States Design Patent**
Constantine et al.

(10) **Patent No.:** **US D722,850 S**

(45) **Date of Patent:** **** Feb. 24, 2015**

(54) **HANDLES FOR PIVOTED HAND TOOLS**

(71) Applicants: **Richard S. Constantine**, Monroe, CT (US); **Kenneth W. Harris**, Saint Louis, MO (US); **Aaron P. Brookhart**, Saint Louis, MO (US); **Brandon T. Hefer**, Saint Louis, MO (US); **Justin T. Snell**, Saint Louis, MO (US)

(72) Inventors: **Richard S. Constantine**, Monroe, CT (US); **Kenneth W. Harris**, Saint Louis, MO (US); **Aaron P. Brookhart**, Saint Louis, MO (US); **Brandon T. Hefer**, Saint Louis, MO (US); **Justin T. Snell**, Saint Louis, MO (US)

(73) Assignee: **Acme United Corporation**, Fairfield, CT (US)

(**) Term: **14 Years**

(21) Appl. No.: **29/487,028**

(22) Filed: **Apr. 4, 2014**

(51) **LOC (10) Cl.** **08-05**

(52) **U.S. Cl.**
USPC **D8/52**

(58) **Field of Classification Search**
CPC B25B 7/00; B25B 7/02
USPC 81/427.5, 489, 415-417, 177.1, 177.6, 81/418; 16/430; D8/107, 52, 80, 83, 84, D8/94, 97, 303, 315, 318, 322; D22/150
See application file for complete search history.

(56) **References Cited**

U.S. PATENT DOCUMENTS

D310,951 S *	10/1990	Monnet	D8/52
D395,217 S *	6/1998	Start	D8/52
D421,378 S *	3/2000	Glesser	D8/99
D468,988 S *	1/2003	Goldmann et al.	D8/107
D494,040 S *	8/2004	Phillips	D8/107

6,776,073 B1 *	8/2004	Brady et al.	81/427.5
6,966,244 B2 *	11/2005	Herbst et al.	81/418
D520,845 S *	5/2006	Wlaker	D8/107
D537,307 S *	2/2007	Wang	D8/52
D537,308 S *	2/2007	Wang	D8/52
D548,555 S *	8/2007	Brady et al.	D8/52
D577,563 S *	9/2008	Chen	D8/107
D589,322 S *	3/2009	Demers et al.	D8/107
D593,716 S *	6/2009	Strauss	D30/156
D600,092 S *	9/2009	Peterson et al.	D8/107
D618,980 S *	7/2010	Wang	D8/107
D619,869 S *	7/2010	Garcia et al.	D8/107
D619,870 S *	7/2010	Garcia et al.	D8/107
D632,856 S *	2/2011	Quinlan	D8/107
D632,858 S *	2/2011	Sgroi et al.	D8/107
7,946,202 B2 *	5/2011	Lin	81/427.5
D639,132 S *	6/2011	Demers et al.	D8/107
D648,995 S *	11/2011	Chang	D8/52
D680,398 S *	4/2013	Ritter	D8/52

* cited by examiner

Primary Examiner — Deanna L Pratt

Assistant Examiner — Harold Blackwell, II

(74) *Attorney, Agent, or Firm* — Alix, Yale & Ristas, LLP

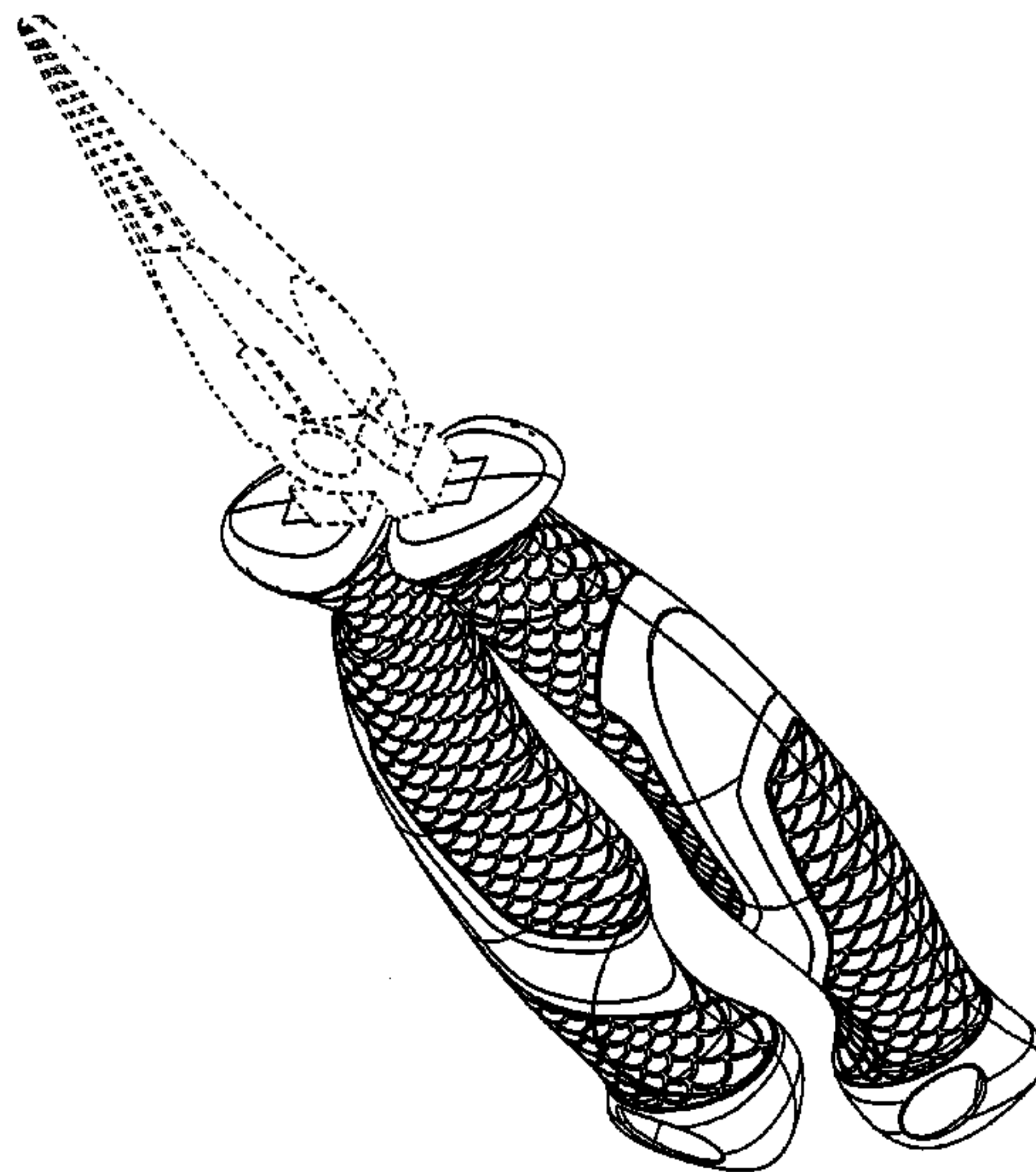
(57) **CLAIM**

The ornamental design for handles for pivoted hand tools, as shown and described.

DESCRIPTION

FIG. 1 is a perspective view of a pivot hand tool with the handles;
FIG. 2 is a second perspective view thereof;
FIG. 3 is a front view thereof;
FIG. 4 is a rear view thereof;
FIG. 5 is a right end view thereof;
FIG. 6 is a left end view thereof;
FIG. 7 is a top plan view thereof; and,
FIG. 8 is a bottom plan view thereof.
The broken lines in the drawings illustrate the environment of the claimed design and form no part thereof.

1 Claim, 5 Drawing Sheets



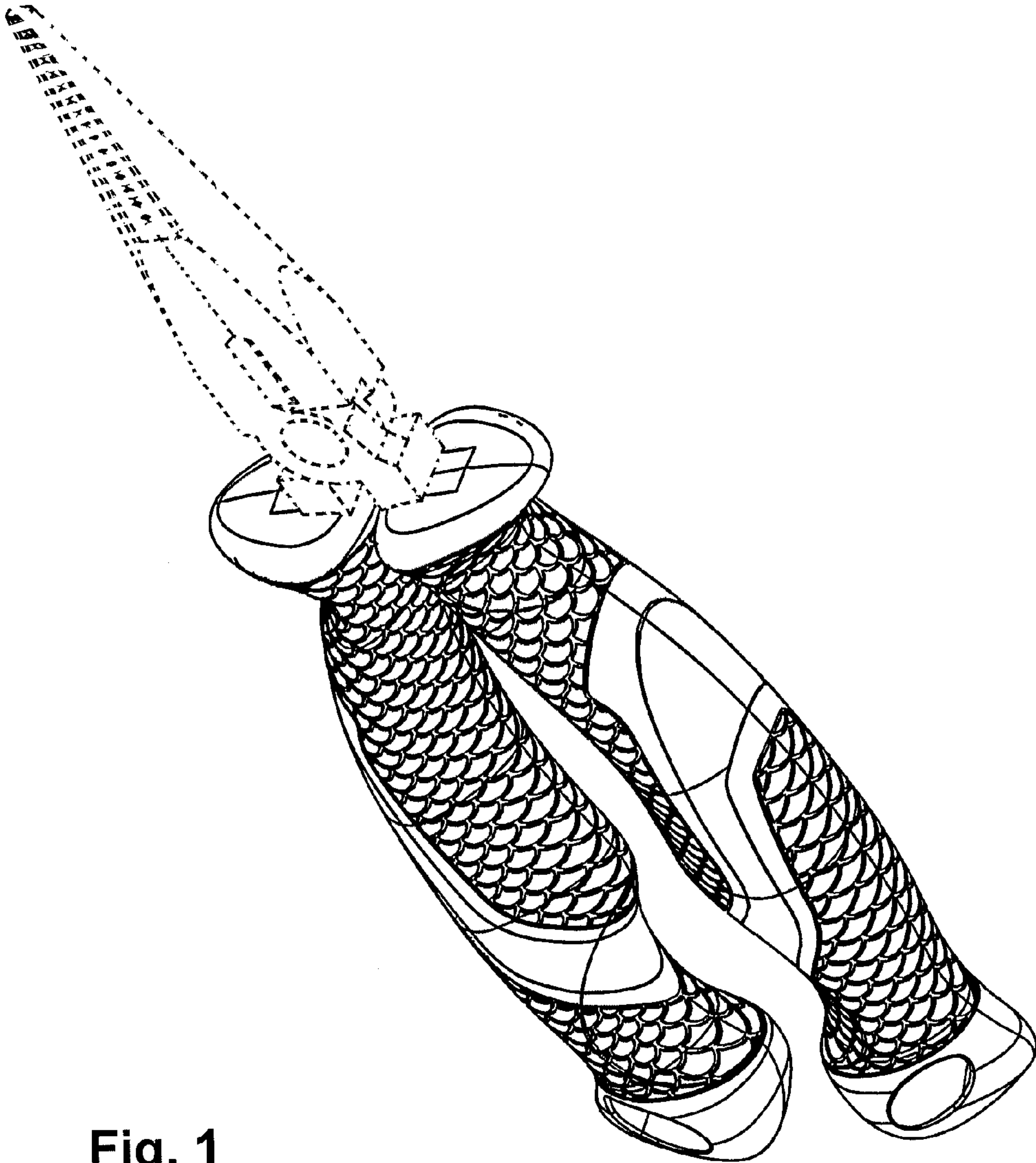


Fig. 1

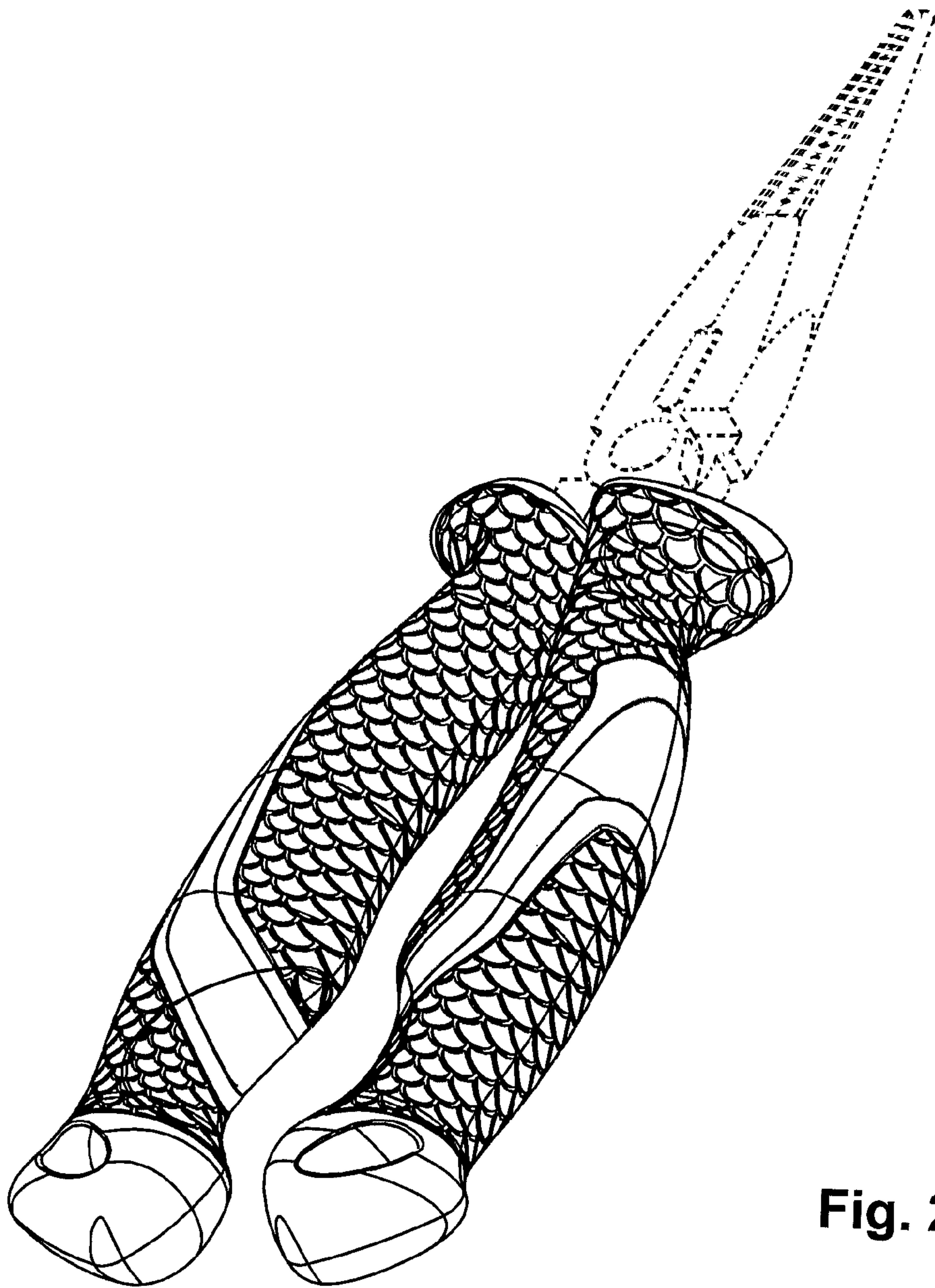


Fig. 2

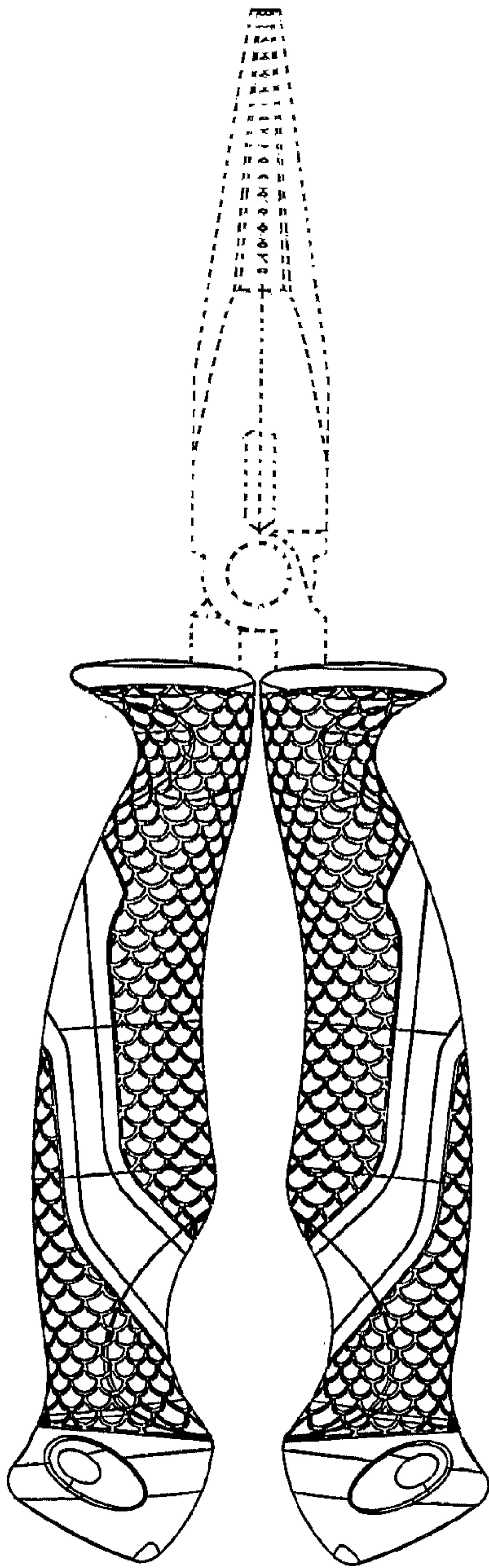


Fig. 3

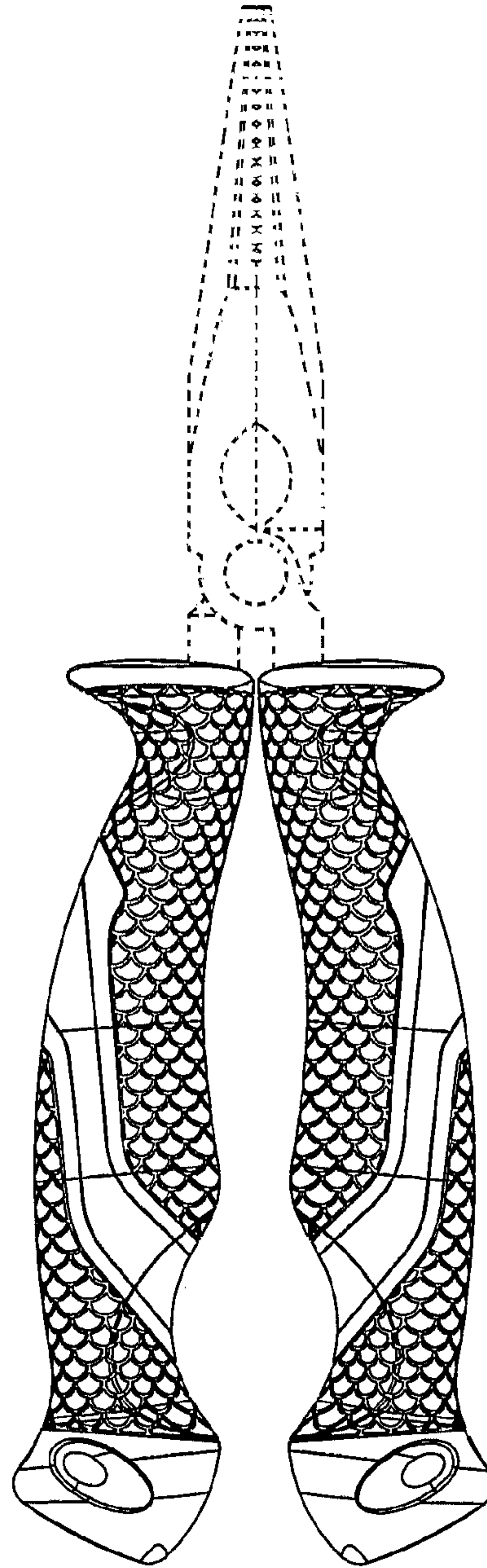


Fig. 4




Fig. 5




Fig. 6

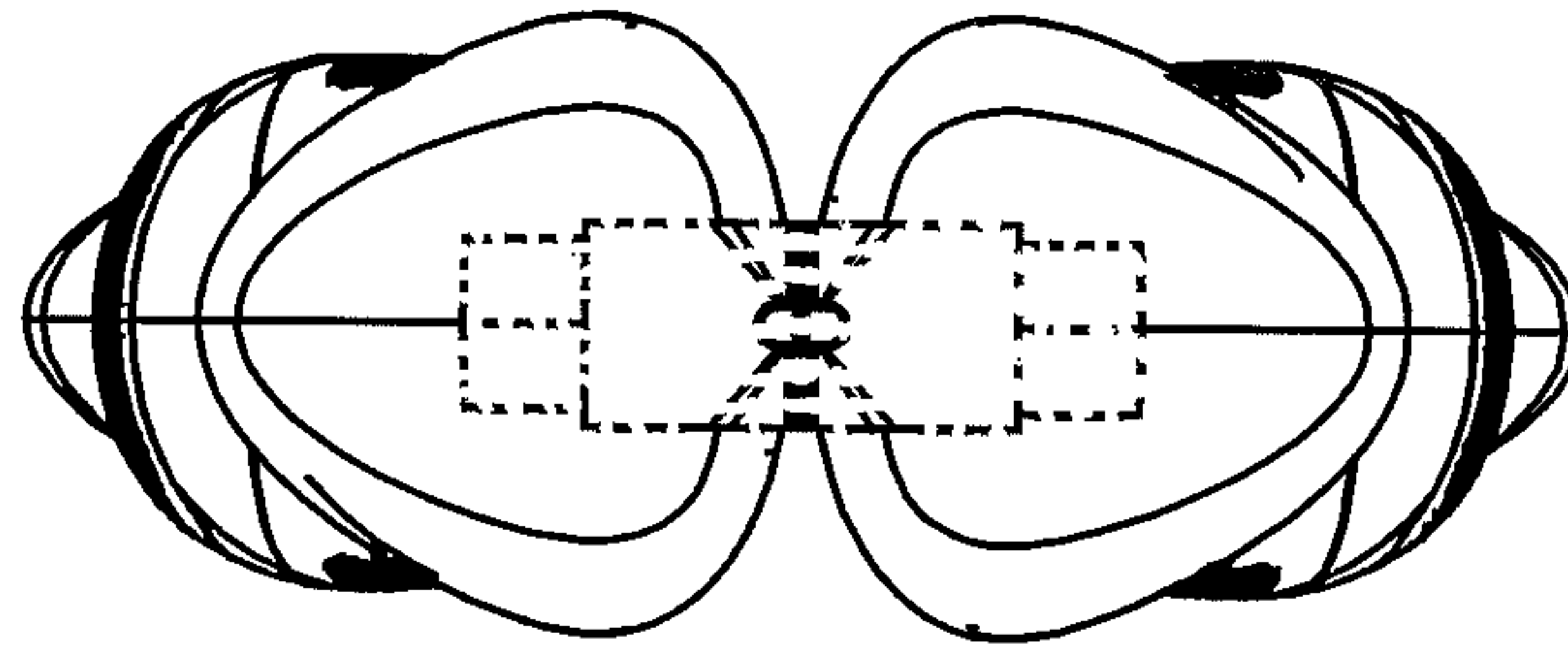


Fig. 7

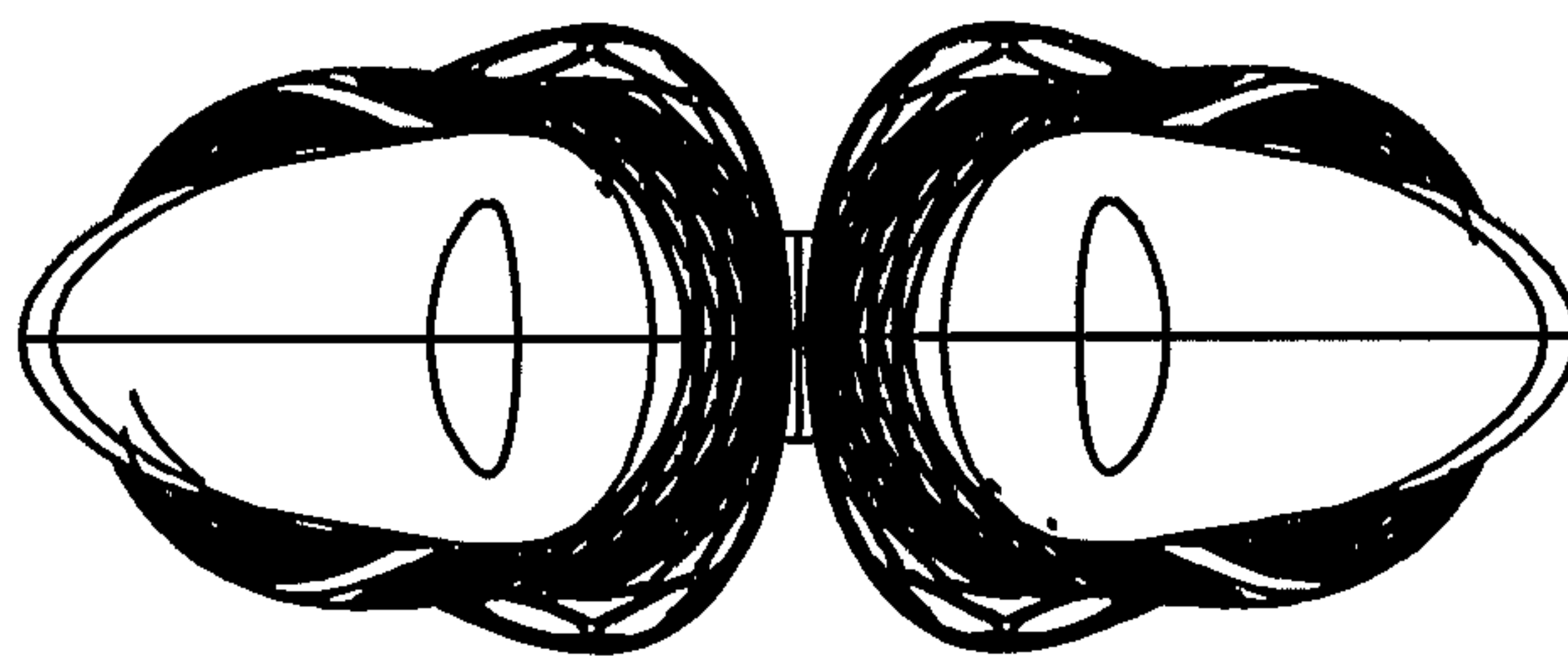


Fig. 8