



US00D722836S

(12) **United States Design Patent**
Donovan

(10) **Patent No.:** **US D722,836 S**

(45) **Date of Patent:** **** Feb. 24, 2015**

(54) **TOP PART OF A SPORK EATING UTENSIL**

(71) Applicant: **Kyle Donovan**, New York, NY (US)

(72) Inventor: **Kyle Donovan**, New York, NY (US)

(**) Term: **14 Years**

(21) Appl. No.: **29/467,189**

(22) Filed: **Sep. 16, 2013**

(51) **LOC (10) Cl.** **07-03**

(52) **U.S. Cl.**

USPC **D7/643**; D7/401.2; D7/653; D7/654

(58) **Field of Classification Search**

CPC A01B 1/20; A01B 1/22; A01D 9/02;
A01D 9/04; A01D 9/06; A47G 21/00; A47G
21/004; A47G 21/005; A47G 21/02; A47G
21/023; A47G 21/04; A47G 21/06; A47G
21/08; A47G 21/145; A47J 43/28; A47J
43/281; A47J 43/282; A47J 43/284; A61F
13/10; A61J 7/0023; B25G 1/00; B25G 1/01;
B25G 1/02; B25G 3/00; B26B 3/00; B26B
3/02; B26B 11/00; B26B 11/006; B65D
75/56; B65D 75/563; B65D 75/566; B67B
7/00; B67B 7/24; B67B 7/724; B67B 7/73
USPC D7/395, 401.2, 642-645, 649-664, 669,
D7/675-677, 683, 688-689, 691; D8/107,
D8/300-301; D22/117-118; D24/147;
16/110.1, 407, 430; 30/1, 137,
30/142-150, 298.4, 322-329, 340,
30/342-345; 248/37.6; 294/25-26, 49,
294/55.5, 57

See application file for complete search history.

(56) **References Cited**

U.S. PATENT DOCUMENTS

135,590 A * 2/1873 Robinson 30/1
275,112 A 4/1883 Aldom
790,191 A * 5/1905 Cowart 30/327

983,736 A * 2/1911 Maconochie 30/1
D51,369 S * 10/1917 Galpin D7/654
1,250,890 A * 12/1917 Johnson 30/327
1,528,679 A 3/1925 Maoleod

(Continued)

FOREIGN PATENT DOCUMENTS

JP 54025184 U 2/1979
JP 57002877 U 1/1982

(Continued)

OTHER PUBLICATIONS

Non-Final Office Action dated May 21, 2013 issued on U.S. Appl. No. 13/304,341, filed Nov. 24, 2011, inventor: Donovan, Kyle.

(Continued)

Primary Examiner — Ricky Pham

(74) *Attorney, Agent, or Firm* — Franklin & Associates International Inc.; Matthew F. Lambrinos

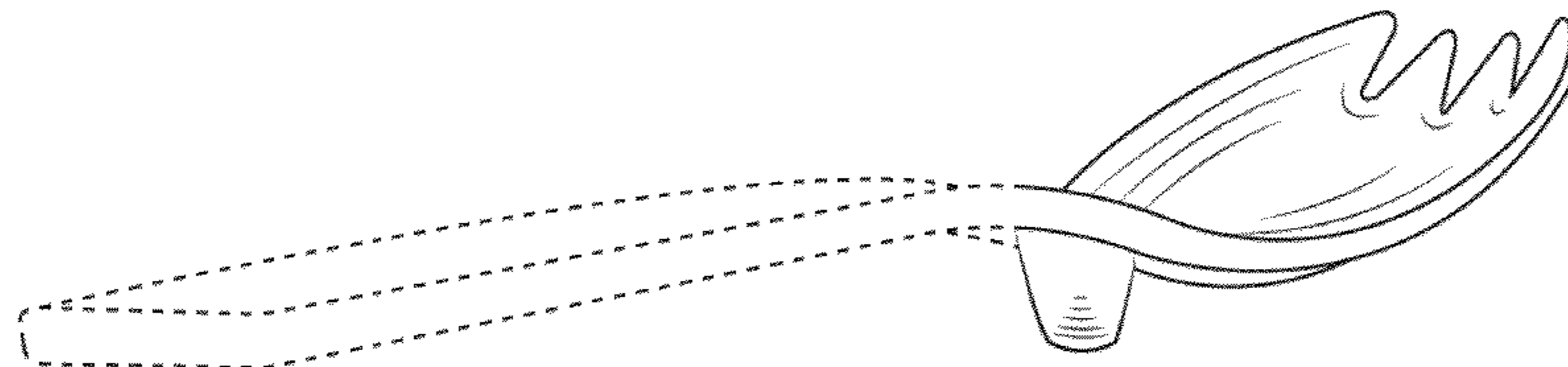
(57) **CLAIM**

The ornamental design for a top part of a spork eating utensil, as shown and described.

DESCRIPTION

FIG. 1 is a right side perspective view of a top part of a spork eating utensil showing my new design;
FIG. 2 is a first end view thereof;
FIG. 3 is a left side elevation view thereof;
FIG. 4 is a right side elevation view thereof;
FIG. 5 is a second end view thereof;
FIG. 6 is a bottom plan view thereof;
FIG. 7 is a top plan view thereof;
FIG. 8 is a bottom, and left side perspective view thereof; and,
FIG. 9 is a top, left side perspective view thereof.
The handle of the spork eating utensil is shown in broken lines for illustrative purposes only and forms no part of the claimed design.

1 Claim, 9 Drawing Sheets



(56)

References Cited

U.S. PATENT DOCUMENTS

2,231,402 A * 2/1941 Whitman 30/327
 2,274,219 A * 2/1942 Seller 248/37.6
 D145,144 S 7/1946 Price
 2,752,678 A 7/1957 Welch
 2,889,624 A * 6/1959 McDonald 30/324
 D291,046 S 7/1987 Johnson
 D292,663 S 11/1987 Johnson
 D293,295 S * 12/1987 Johnson D7/688
 D307,095 S * 4/1990 Juergens D7/653
 D312,749 S 12/1990 Kessler
 D323,768 S * 2/1992 Friederichs D7/691
 D345,284 S * 3/1994 Burdick et al. D7/649
 D345,486 S * 3/1994 Burdick et al. D7/401.2
 D346,722 S 5/1994 Burdick
 D351,091 S 10/1994 Burdick
 D351,310 S * 10/1994 Burdick et al. D7/401.2
 D355,565 S * 2/1995 Burdick et al. D7/401.2
 D358,741 S 5/1995 Burdick
 D365,254 S * 12/1995 Pizzati D7/688
 5,590,472 A 1/1997 Yaakov
 D402,168 S * 12/1998 Joergensen D7/691
 D460,901 S 7/2002 Geborek
 D520,295 S * 5/2006 Schreiber-Pethan et al. .. D7/395
 7,055,200 B2 6/2006 Lion et al.
 D526,862 S 8/2006 Lion et al.
 D546,634 S 7/2007 Hauser
 7,356,933 B2 * 4/2008 Wong 30/326
 7,716,842 B2 * 5/2010 Sumner-Trivisani et al. .. 30/324
 D621,232 S * 8/2010 Lion et al. D7/653
 D659,467 S * 5/2012 Buchanan D7/395
 D674,669 S 1/2013 Gerli
 D681,401 S 5/2013 Donovan
 D681,404 S * 5/2013 Cotter D7/691
 2006/0053638 A1 * 3/2006 Sumner-Trivisani
 et al. 30/298.4

2007/0006470 A1 * 1/2007 Sumner-Trivisani
 et al. 30/298.4
 2007/0084063 A1 * 4/2007 Hughes 30/298.4
 2007/0214650 A1 9/2007 Tomazini
 2013/0133206 A1 5/2013 Donovan
 2013/0133207 A1 5/2013 Donovan

FOREIGN PATENT DOCUMENTS

KR 20100076837 A 7/2010
 SU 397198 A 11/1974
 WO 9006709 A 6/1990
 WO 2013078454 A 5/2013

OTHER PUBLICATIONS

Joseph Joseph, Elevate Tongs, Web page, <http://www.josephjoseph.com> accessed: Oct. 11, 2011.
 Joseph Joseph, Elevate Tongs, Web page <http://www.josephjoseph.com/product/view/19>, downloaded Jul. 23, 2013.
 PCT Written Opinion of the International Searching Authority of Feb. 28, 2013, issued on International Patent Application No. PCT/US2012/066453, Applicant: Donovan, Kyle.
 Kyle Donovan, U.S. Appl. No. 29/461,517, filed Jul. 24, 2013.
 Kyle Donovan, U.S. Appl. No. 29/461,526, filed Jul. 24, 2013.
 Kyle Donovan, U.S. Appl. No. 29/461,536, filed Jul. 24, 2013.
 Kyle Donvoan, U.S. Appl. No. 29/461,545, filed Jul. 24, 2013.
 Kyle Donovan, U.S. Appl. No. 29/452,018, filed Apr. 11, 2013.
 Kyle Donovan, U.S. Appl. No. 29/452,017, filed Apr. 11, 2013.
 Kyle Donovan, U.S. Appl. No. 29/452,005, filed Apr. 11, 2013.
 Kyle Donovan, U.S. Appl. No. 29/452,061, filed Apr. 11, 2013.
 Kyle Donovan, U.S. Appl. No. 29/467,186, filed Sep. 16, 2013.
 Kyle Donovan, U.S. Appl. No. 29/467,187, filed Sep. 16, 2013.
 Kyle Donovan, U.S. Appl. No. 29/467,286, filed Sep. 17, 2013.
 Kyle Donovan, U.S. Appl. No. 29/467,184, filed Sep. 16, 2013.
 Kyle Donovan, U.S. Appl. No. 14/248,164, filed Apr. 8, 2014.

* cited by examiner

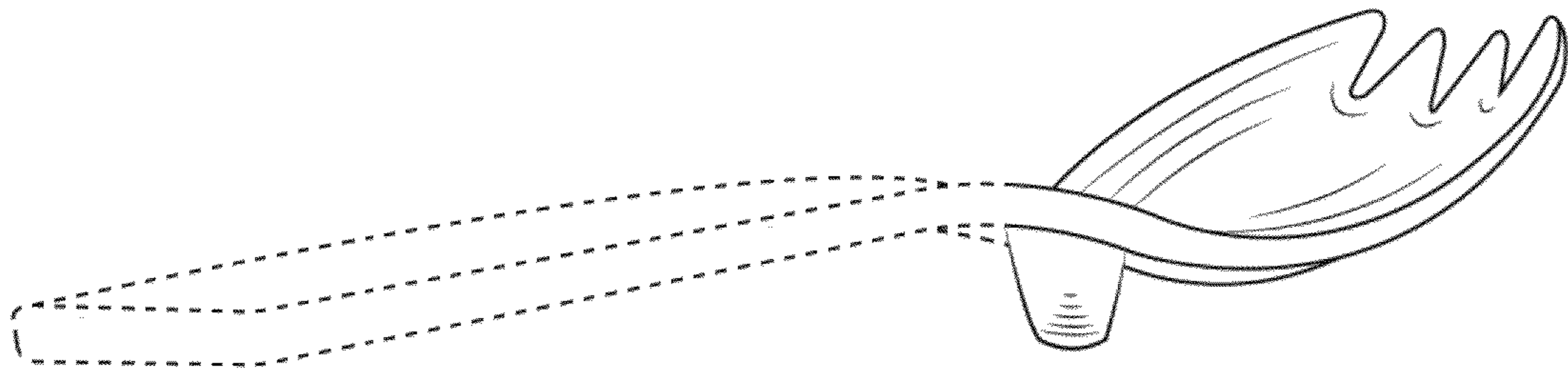


FIG. 1

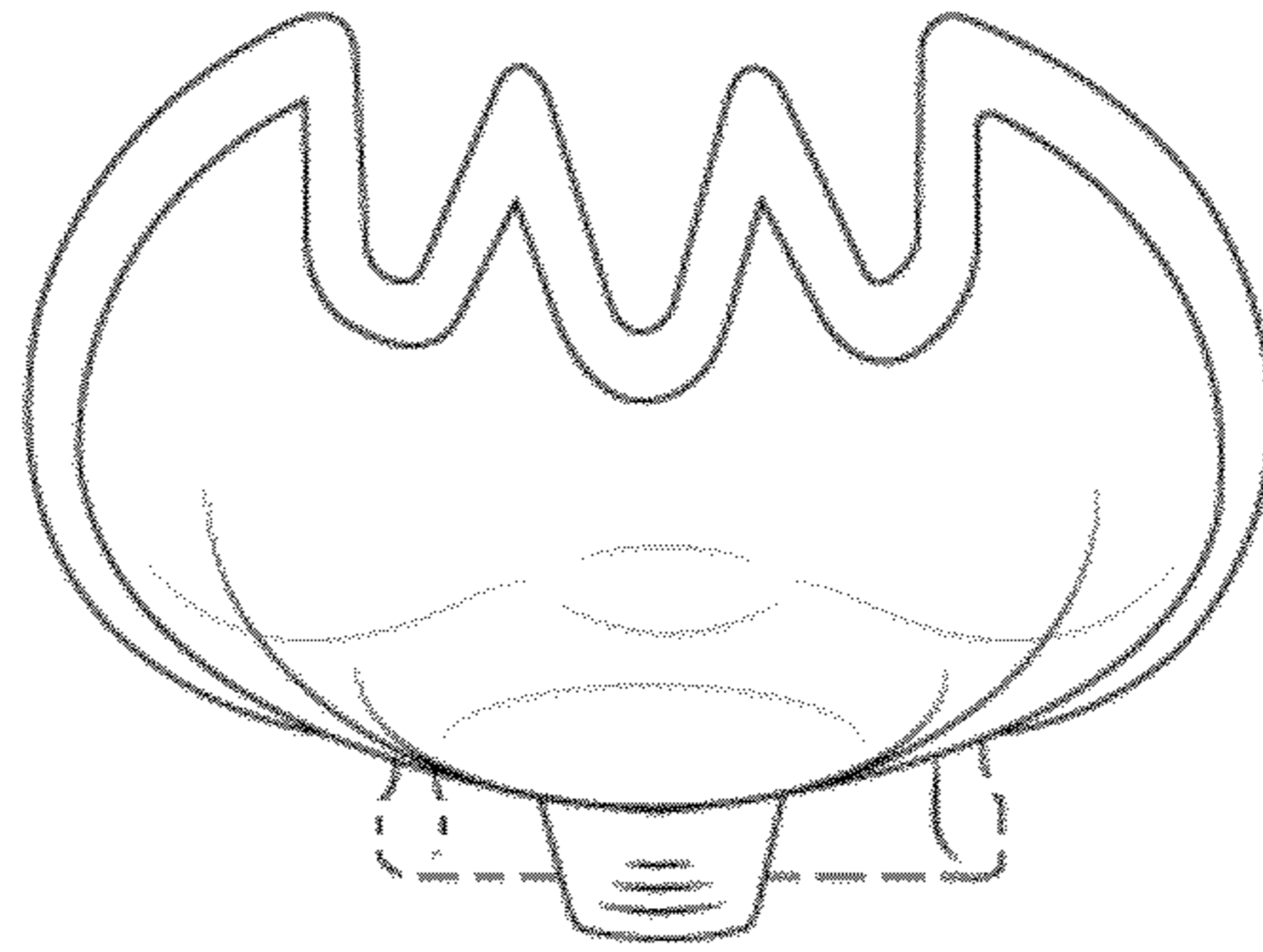


FIG. 2

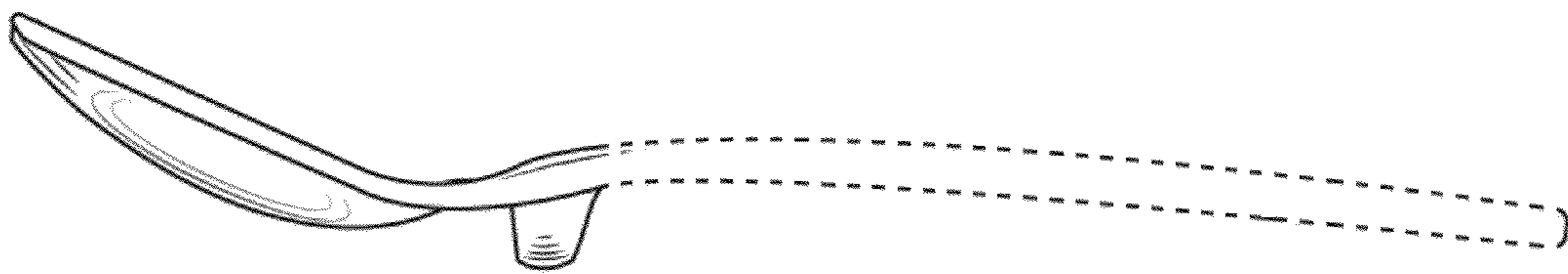


FIG. 3

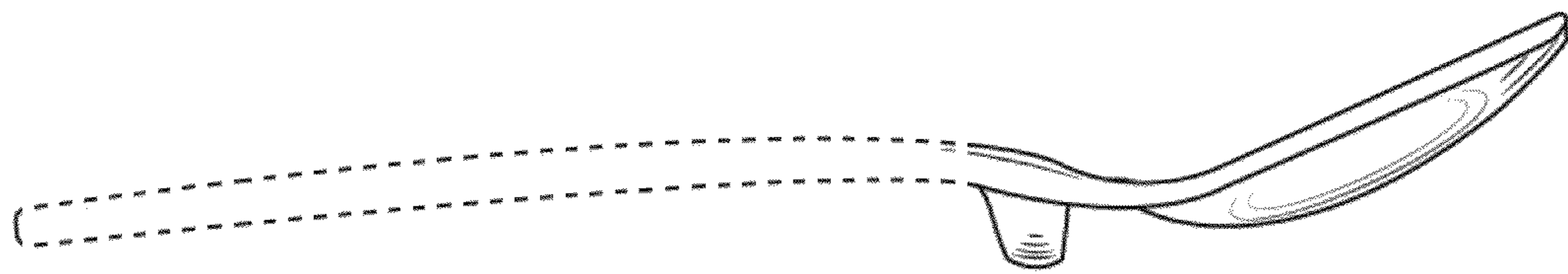


FIG. 4

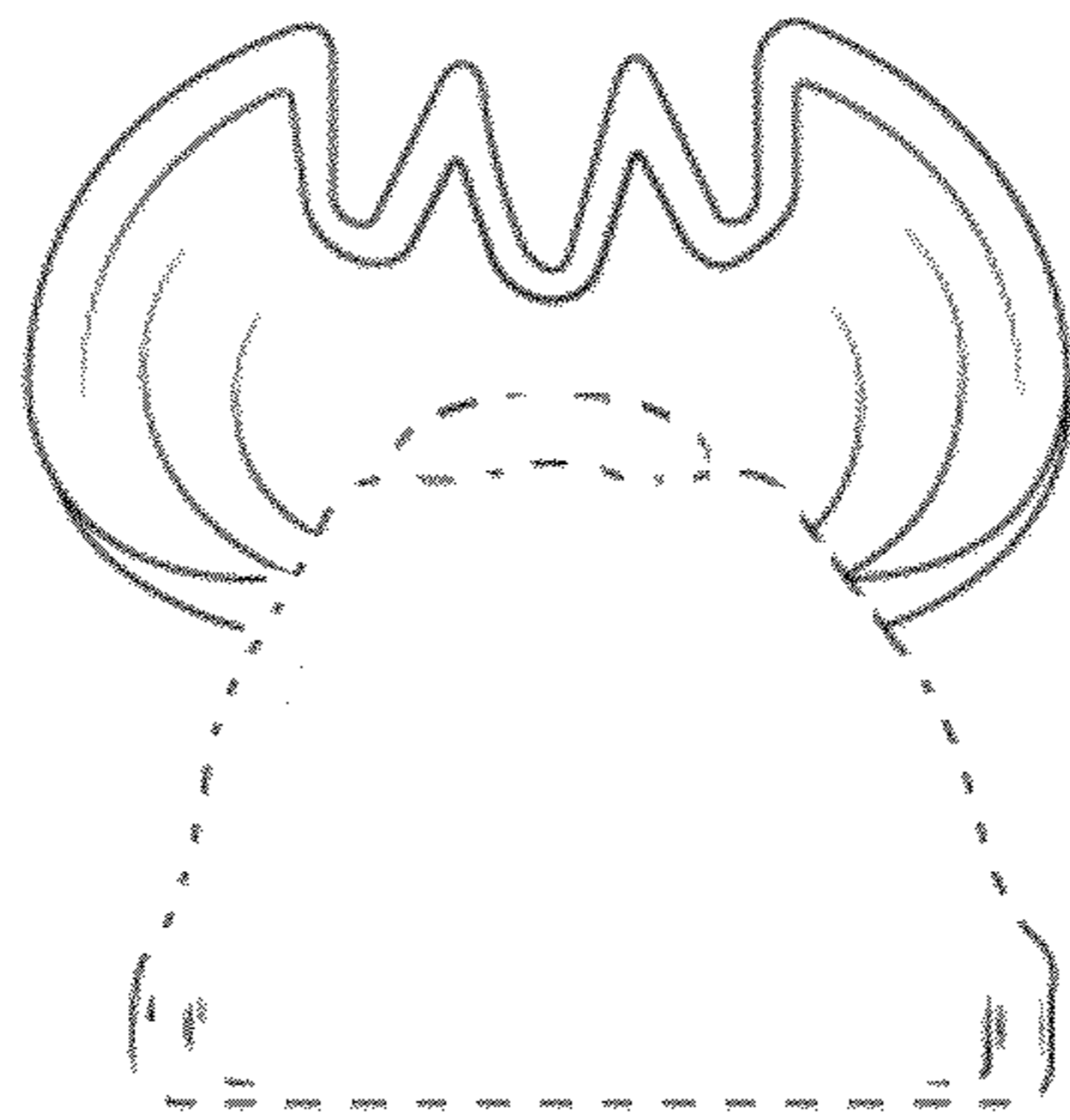


FIG. 5

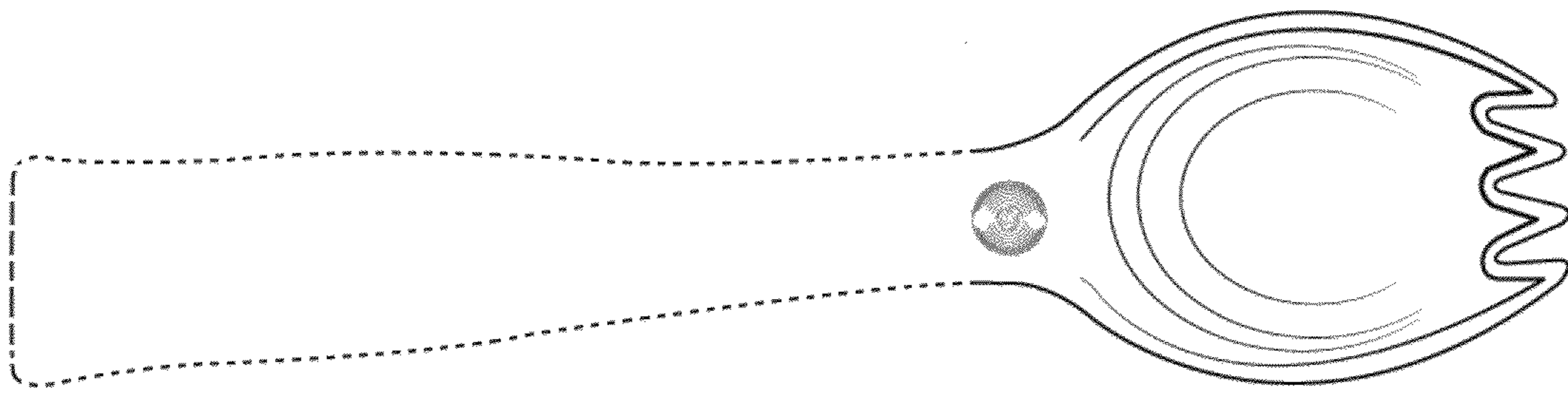


FIG. 6

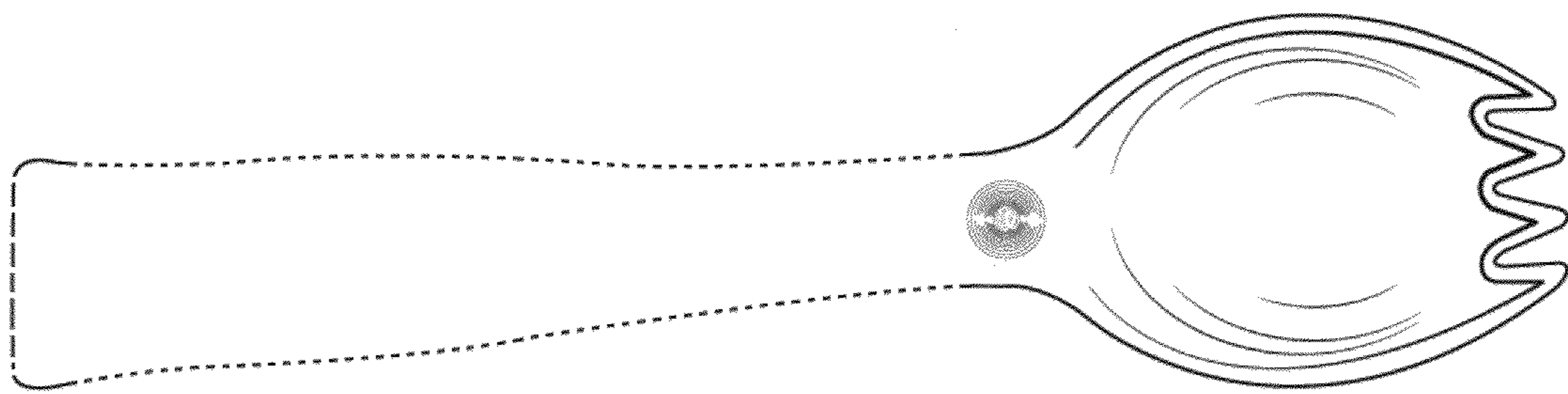


FIG. 7

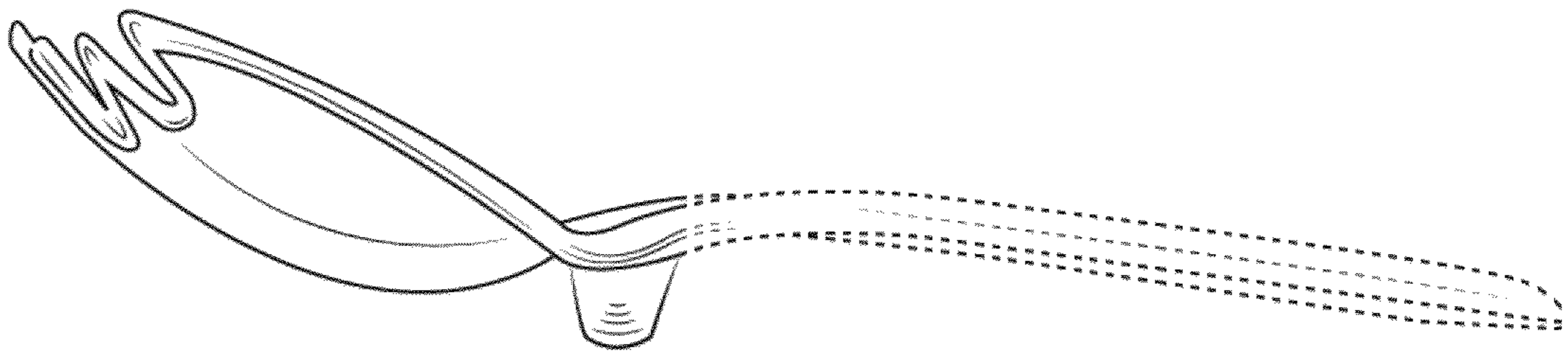


FIG. 8

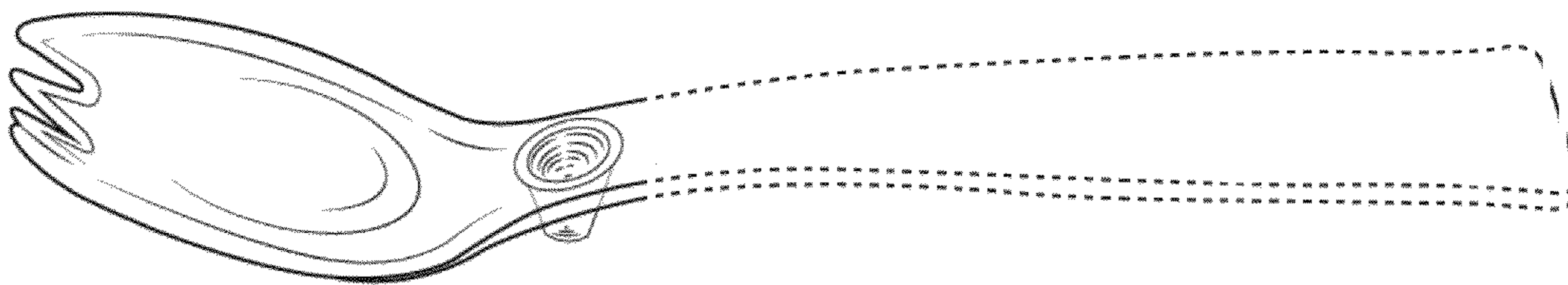


FIG. 9