



US00D722835S

(12) **United States Design Patent**
Dupont

(10) **Patent No.:** **US D722,835 S**

(45) **Date of Patent:** **** Feb. 24, 2015**

(54) **SCOOP HOLDER**

(71) Applicant: **Brian Normand Dupont**, Glendale, AZ
(US)

(72) Inventor: **Brian Normand Dupont**, Glendale, AZ
(US)

(**) Term: **14 Years**

(21) Appl. No.: **29/466,730**

(22) Filed: **Sep. 11, 2013**

(51) **LOC (10) Cl.** **07-99**

(52) **U.S. Cl.**
USPC **D7/637**

(58) **Field of Classification Search**
CPC A47F 13/08
USPC D7/637-641, 368, 669, 691; D6/513,
D6/514, 553, 525; 206/349, 77.1, 5, 207,
206/361, 363.812; 211/13.1, 85.1, 86.01,
211/87.01, 126.1, 119.009; D19/85, 77;
248/311.2, 300, 301

See application file for complete search history.

(56) **References Cited**

U.S. PATENT DOCUMENTS

3,840,261 A * 10/1974 Fulkerson et al. 248/311.2
D265,152 S * 6/1982 Bruno et al. D6/525

5,613,660 A * 3/1997 Wyatt 248/300
D386,337 S * 11/1997 Zissu D6/513
D501,886 S * 2/2005 Chen et al. D6/553
D608,574 S * 1/2010 Goodman et al. D6/513
D614,427 S * 4/2010 Nejad D6/553
2012/0266377 A1* 10/2012 Eilmus 211/70.7

* cited by examiner

Primary Examiner — Terry Wallace

(74) *Attorney, Agent, or Firm* — Thomas A. Beck

(57) **CLAIM**

The ornamental design for a scoop holder, as shown and described.

DESCRIPTION

FIG. 1 is an orthogonal view of a scoop holder showing my new design.

FIG. 2 is a front elevation view thereof.

FIG. 3 is a rear elevation view thereof.

FIG. 4 is a side view thereof.

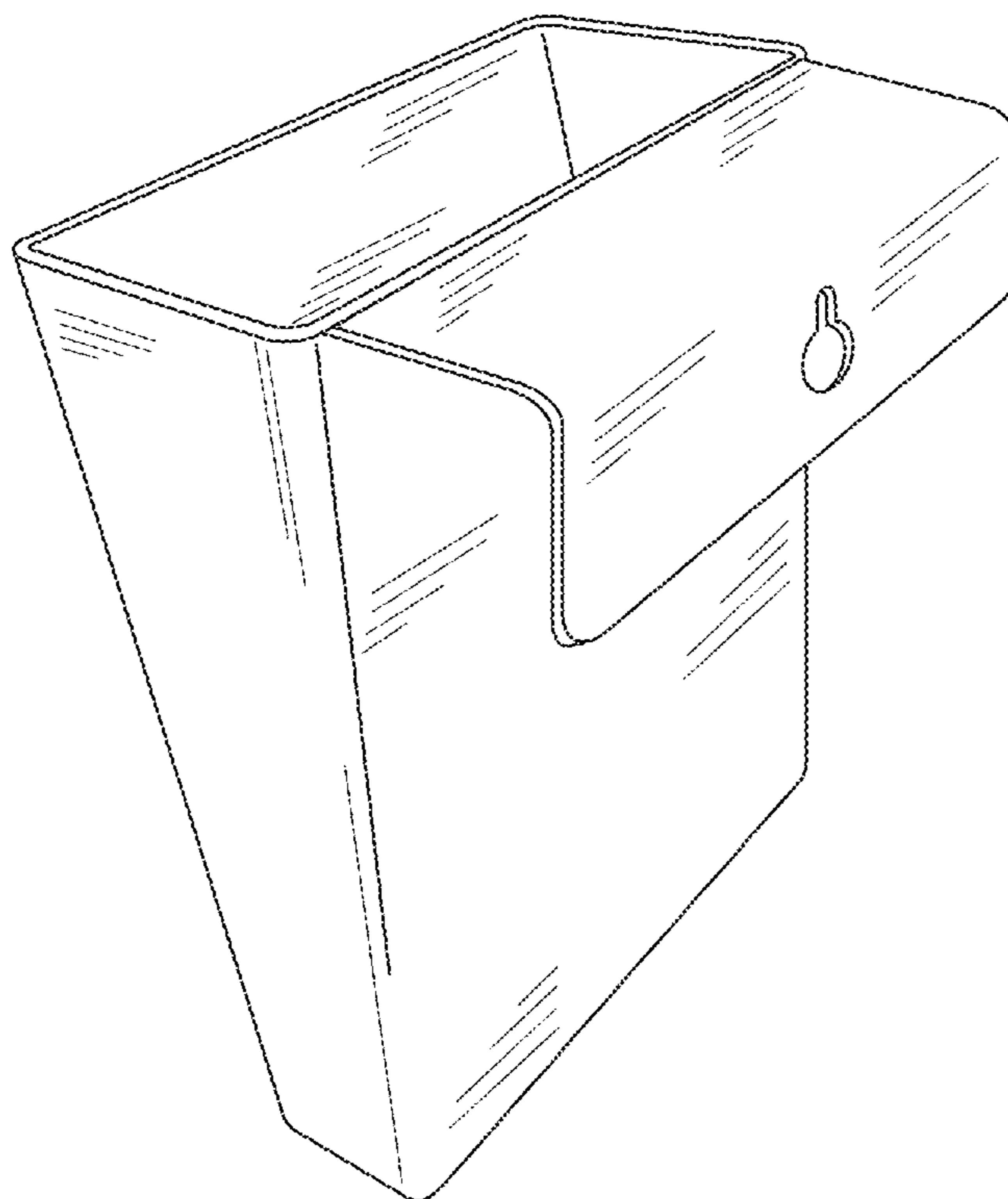
FIG. 5 is a top plan view thereof.

FIG. 6 is a bottom plan view thereof.

FIG. 7 is an orthogonal view of an alternate embodiment of FIG. 1; and,

FIG. 8 is a bottom plan view of FIG. 7.

1 Claim, 6 Drawing Sheets



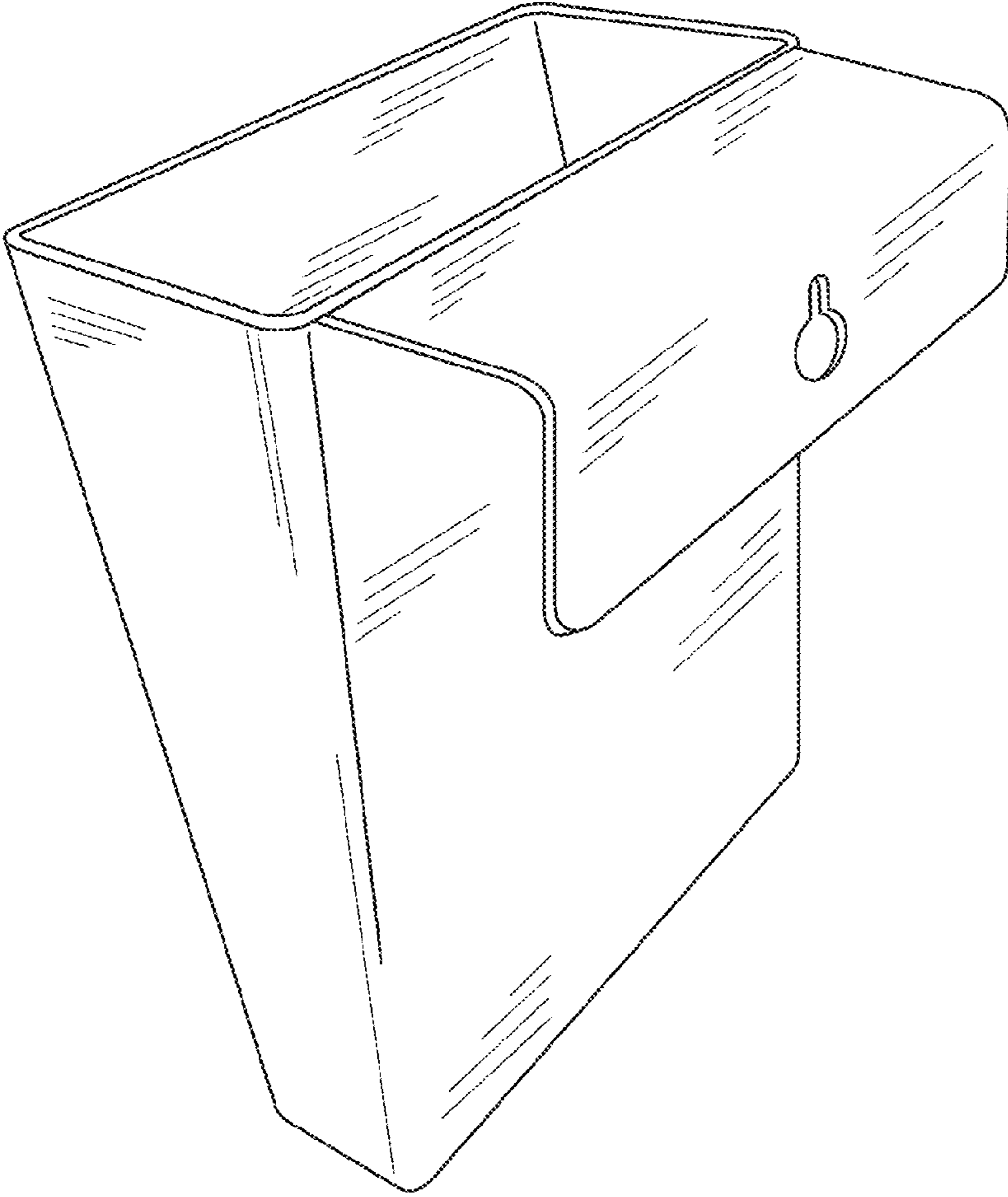


FIG. 1




FIG. 2

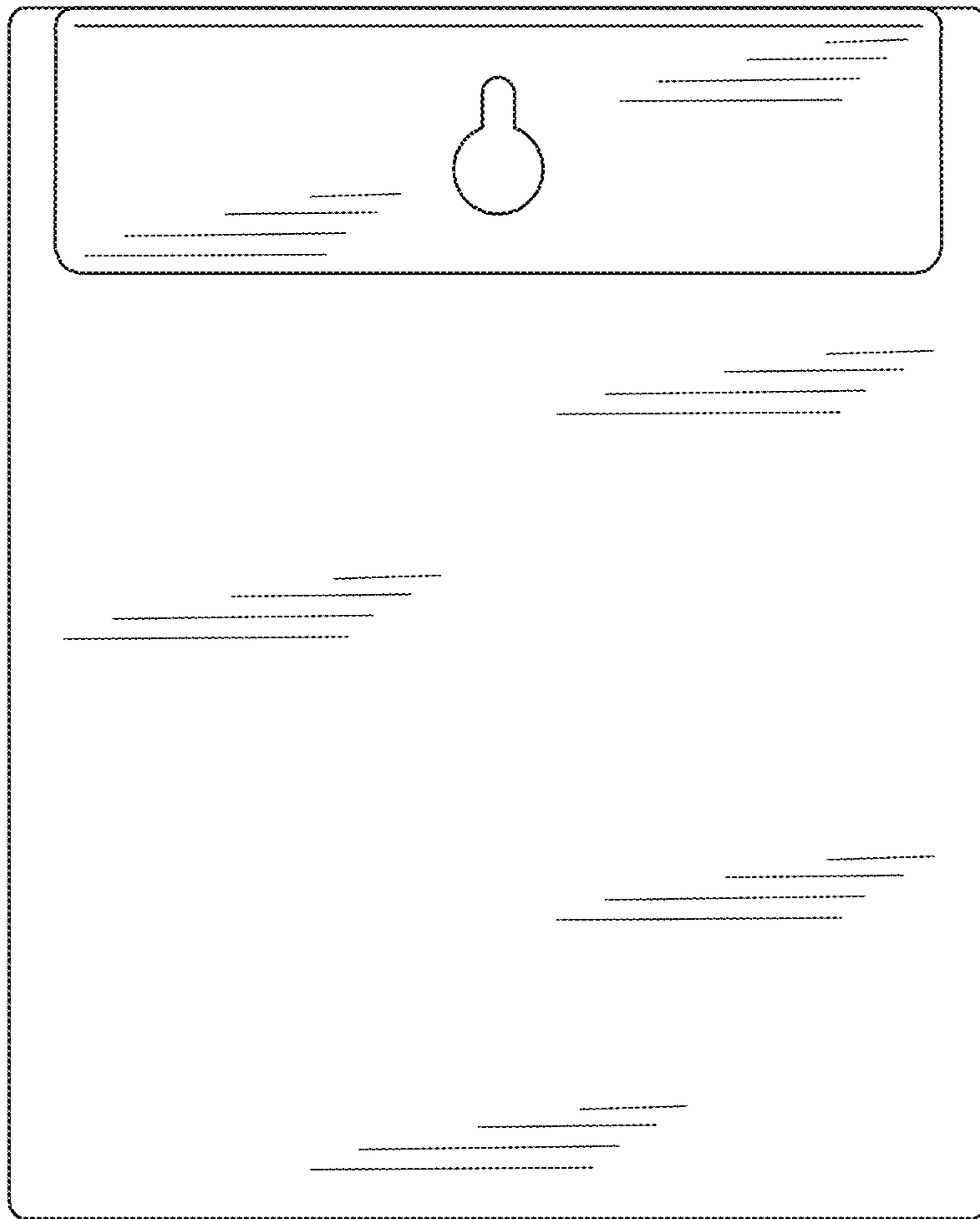


FIG. 3

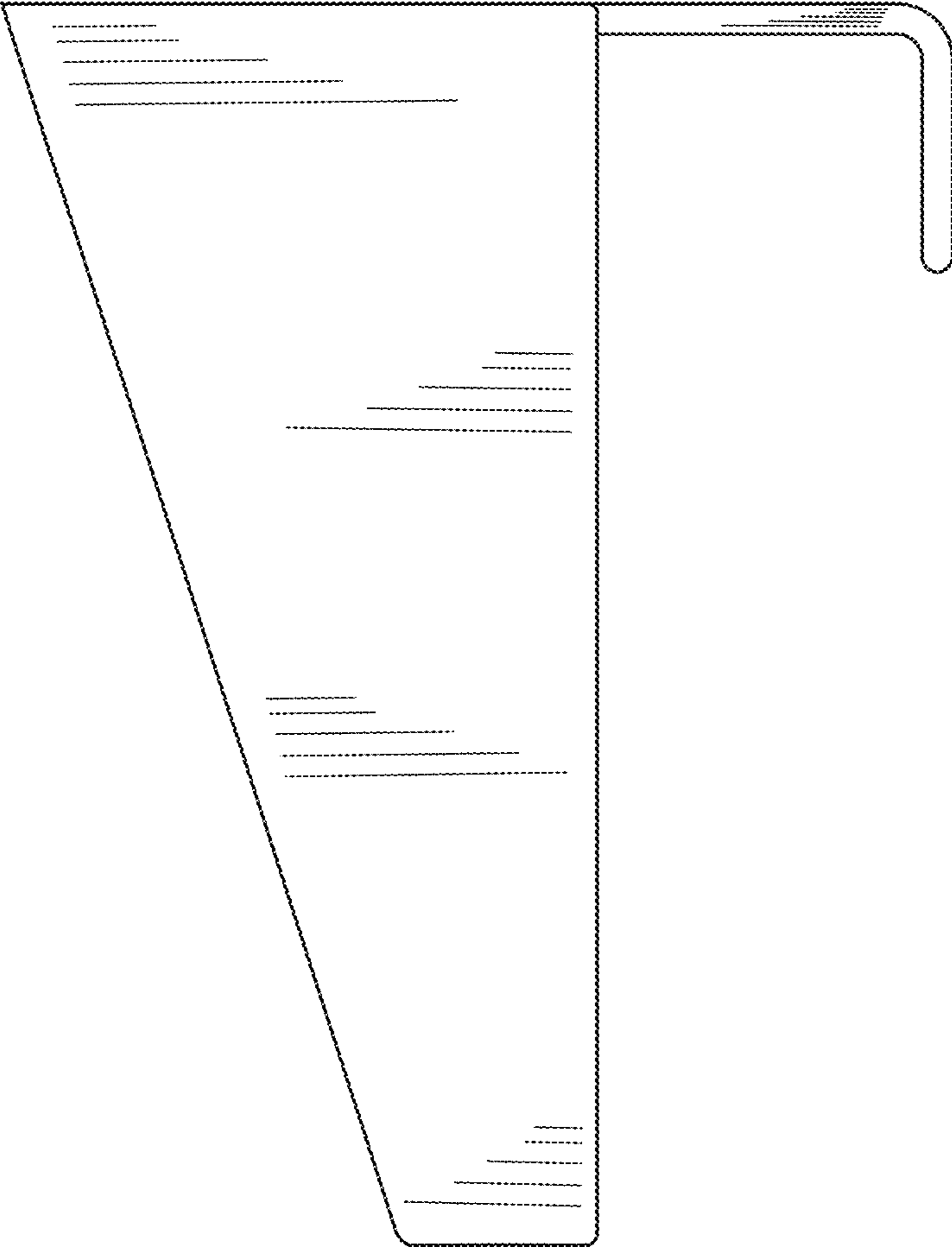


FIG. 4




FIG. 5




FIG. 6




FIG. 7



FIG. 8