

US00D722814S

(12) **United States Design Patent**
Heiberg et al.

(10) **Patent No.:** **US D722,814 S**

(45) **Date of Patent:** **** Feb. 24, 2015**

(54) **COVER FOR A MICROWAVE CONTAINER**

(56) **References Cited**

(71) Applicant: **Dart Industries Inc.**, Orlando, FL (US)

U.S. PATENT DOCUMENTS

(72) Inventors: **Jakob Heiberg**, Gentofte (DK); **Vincent Jalet**, Brussels (BE)

D98,266 S	1/1936	Manoha	
D107,585 S	12/1937	Titze	
D113,024 S	1/1939	Titze	
D117,858 S	11/1939	Thorley	
D248,076 S	6/1978	Christian	
D277,252 S	1/1985	Gulotta	
D282,616 S	* 2/1986	Gallagher et al. D7/392.1
D288,649 S	3/1987	Daenen et al.	
4,809,868 A	* 3/1989	Pomroy 220/260
D313,754 S	1/1991	Pomroy	
5,065,889 A	11/1991	Conti	
D326,797 S	6/1992	Pomroy et al.	
D333,754 S	3/1993	Conti	
D338,807 S	8/1993	Conti	
D339,958 S	10/1993	Olsen et al.	
D373,704 S	9/1996	Doxey	
D378,039 S	2/1997	Ferris	

(73) Assignee: **Dart Industries Inc.**, Orlando, FL (US)

(**) Term: **14 Years**

(21) Appl. No.: **29/491,276**

(22) Filed: **May 20, 2014**

Related U.S. Application Data

(62) Division of application No. 29/421,425, filed on Jul. 25, 2012, now Pat. No. Des. 708,470.

(51) **LOC (10) Cl.** **07-02**

(52) **U.S. Cl.**
USPC **D7/391; D7/354**

(58) **Field of Classification Search**
CPC A47G 19/12; A47J 27/00; A47J 27/002;
A47J 27/08; A47J 27/12; A47J 27/21; A47J
27/58; A47J 36/025; A47J 36/06; A47J 36/12;
A47J 36/20; A47J 37/00; A47J 37/10; A47J
37/101; A47J 37/103; A47J 37/12; A47J
37/1204; A47J 45/061; A47J 45/071; A47J
45/08; B65D 43/0218; H05B 6/12
USPC D7/323, 354-363, 391, 392.1, 393-396,
D7/409, 586, 602, 629; D9/429, 435;
99/324, 331, 339-340, 403, 425-426,
99/444-445; 126/373.1, 383.1-384.1,
126/390.1; 219/438-439, 620-622;
220/260, 573.1-573.5, 752-753,
220/755-759, 912; 222/465.1, 470, 475.1

See application file for complete search history.

(Continued)

Primary Examiner — Ricky Pham

(74) *Attorney, Agent, or Firm* — Taylor J. Ross


(57) **CLAIM**

The ornamental design for a cover for a microwave container, as shown and described.

DESCRIPTION

FIG. 1 is a top, side and front perspective view of a cover for a microwave container showing our new design;
FIG. 2 is a bottom, side and rear perspective view thereof;
FIG. 3 is a front elevation view, the rear elevation being a mirror image thereof;
FIG. 4 is a left side elevation view thereof;
FIG. 5 is a right side elevation view thereof;
FIG. 6 is a top plan view thereof;
FIG. 7 is a bottom plan view thereof;
FIG. 8 is a cross-sectional view taken along line 8-8 of FIG. 6; and,
FIG. 9 is a cross-sectional view taken along line 9-9 of FIG. 6.

1 Claim, 5 Drawing Sheets



(56)

References Cited

U.S. PATENT DOCUMENTS

D383,939 S	9/1997	Jeppesen et al.	
D415,385 S	10/1999	Loew et al.	
D415,652 S	10/1999	Loew et al.	
D416,754 S	11/1999	Laib	
D417,367 S	12/1999	Laib	
D417,817 S	12/1999	Loew et al.	
D419,394 S	1/2000	Wilson et al.	
D437,780 S *	2/2001	Fletcher et al.	D9/429
D438,466 S *	3/2001	Fletcher et al.	D9/429
D445,687 S	7/2001	Gilbertson	
D475,573 S	6/2003	Jalet et al.	
D475,897 S *	6/2003	Zettle et al.	D7/629
D476,861 S	7/2003	Zettle et al.	
D480,264 S	10/2003	de Groote et al.	
D507,155 S *	7/2005	Gosen et al.	D7/629
D519,327 S	4/2006	Tucker et al.	
D528,359 S	9/2006	Laib	
D537,300 S *	2/2007	Kim	D7/629
D551,496 S	9/2007	Ablo et al.	
D555,982 S *	11/2007	Tucker et al.	D7/629
D558,513 S	1/2008	Scholze et al.	
D582,101 S	12/2008	Shamoon	
D582,218 S	12/2008	Curtin	
D584,110 S	1/2009	Hauser	
D612,196 S	3/2010	Furlong	
D614,439 S	4/2010	Olivari	
D621,667 S	8/2010	Ablo	
D636,670 S *	4/2011	Schedl et al.	D9/435
D641,209 S	7/2011	Ablo	
D653,907 S	2/2012	Backaert et al.	
D676,275 S	2/2013	Chen	
D676,276 S	2/2013	Muspratt-Williams	
D677,159 S	3/2013	Sina	
D684,821 S *	6/2013	Mariotti	D7/586
D686,449 S	7/2013	Pryor	
D687,678 S	8/2013	Del Sola et al.	
D708,021 S *	7/2014	Heiberg et al.	D7/629
D708,470 S *	7/2014	Heiberg et al.	D7/391
D708,910 S *	7/2014	Heiberg et al.	D7/602

* cited by examiner

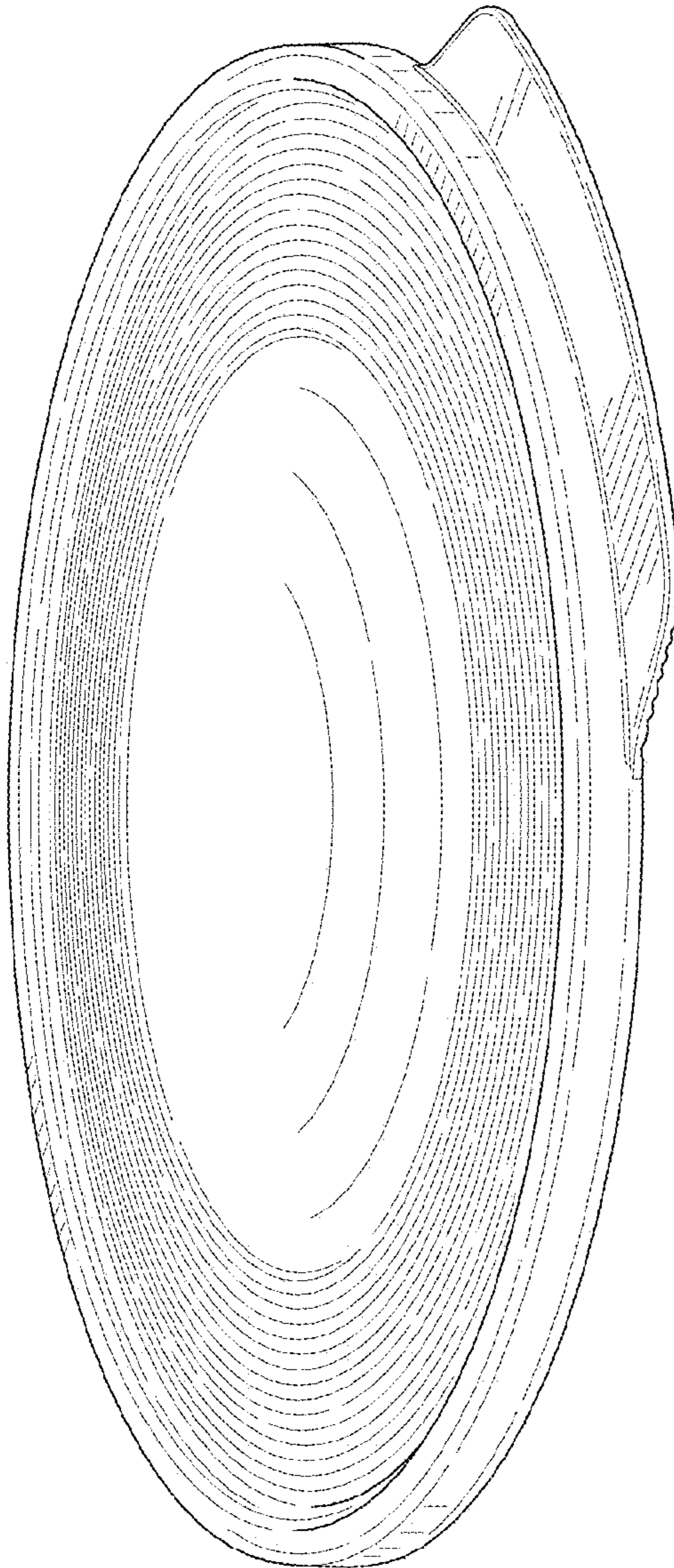


FIG. 1

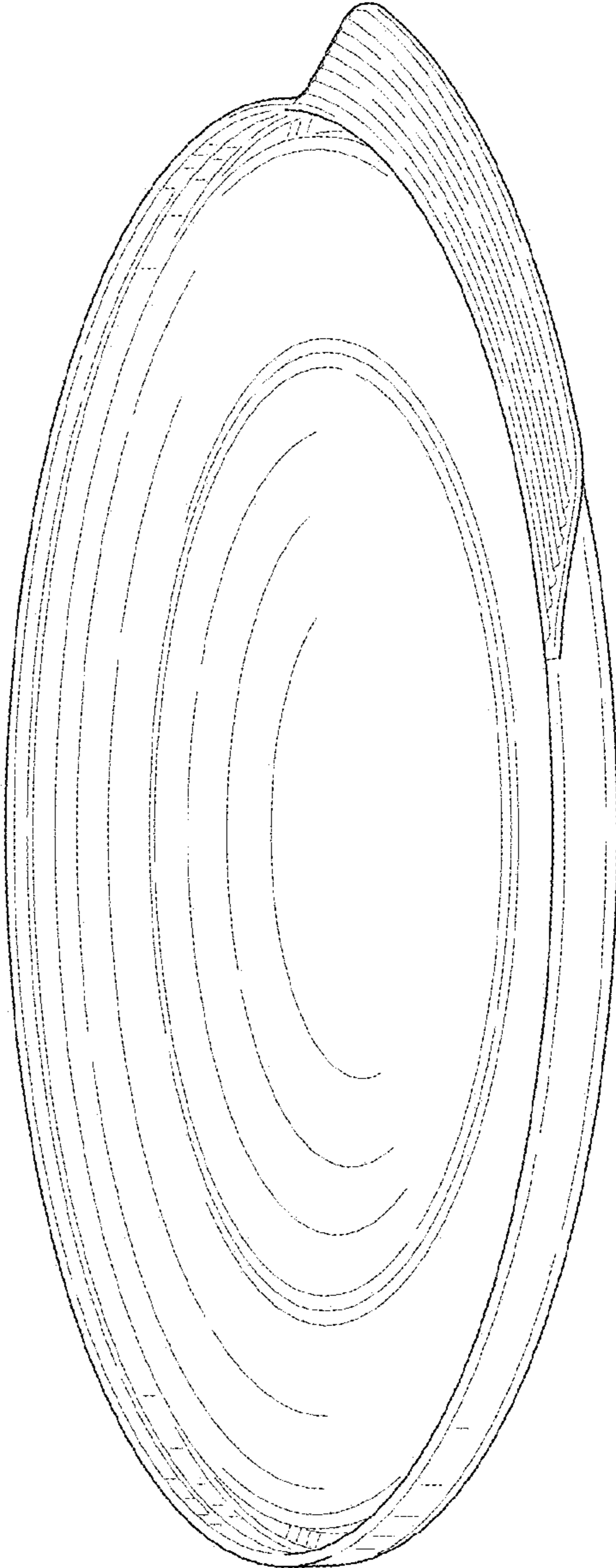


FIG. 2




FIG. 3



FIG. 4



FIG. 5

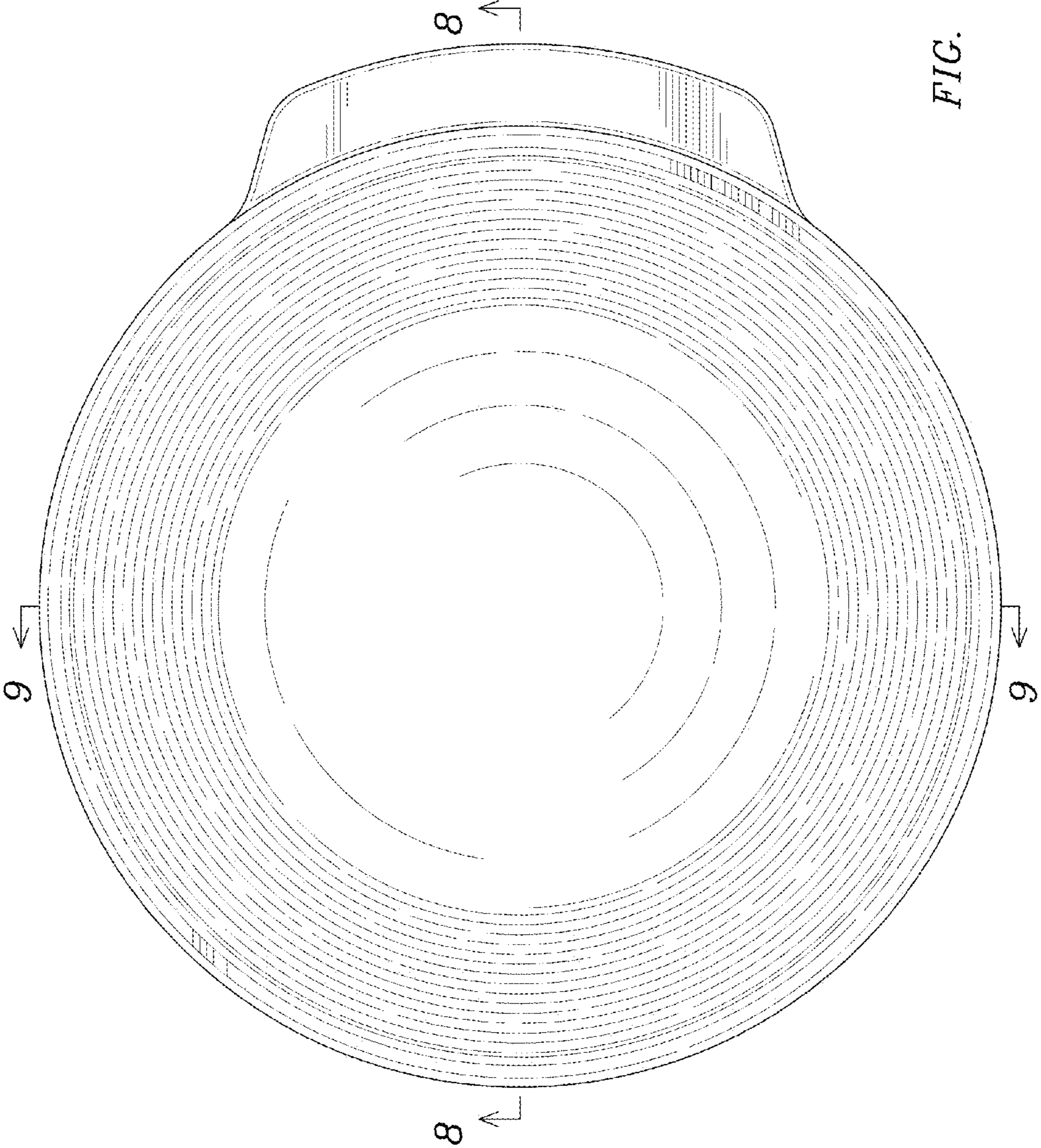


FIG. 6




FIG. 7

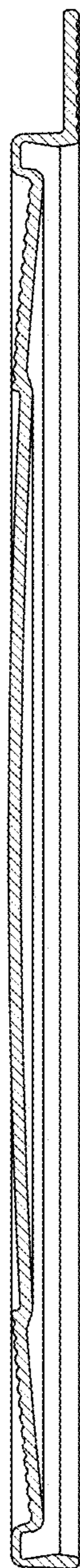


FIG. 8

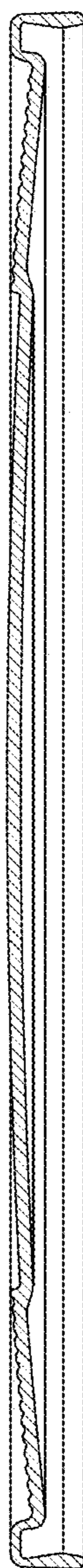


FIG. 9