



US00D722799S

(12) **United States Design Patent**
Urban et al.

(10) **Patent No.:** **US D722,799 S**
(45) **Date of Patent:** **** Feb. 24, 2015**

(54) **TABLE**

(71) Applicant: **Target Brands, Inc.**, Minneapolis, MN
(US)

(72) Inventors: **Timothy B. Urban**, New Brighton, MN
(US); **Jared P. Kreuzer**, Parker, TX
(US)

(73) Assignee: **Target Brands, Inc.**, Minneapolis, MN
(US)

(**) Term: **14 Years**

(21) Appl. No.: **29/457,702**

(22) Filed: **Jun. 12, 2013**

(51) **LOC (10) Cl.** **06-03**

(52) **U.S. Cl.**
USPC **D6/692.4**

(58) **Field of Classification Search**
USPC D6/692, 692.1, 692.4, 692.6, 691.1,
D6/691.6, 708.16, 692.5; 108/153.1, 156,
108/157.1, 161; 248/188, 188.1, 164
See application file for complete search history.

(56) **References Cited**

U.S. PATENT DOCUMENTS

D213,976 S * 4/1969 Platner D6/499
D361,230 S 8/1995 Vignelli et al.
D557,524 S 12/2007 Simpson
D599,141 S * 9/2009 Massaud D6/486
D600,048 S * 9/2009 Weissenrieder D6/487

D613,096 S * 4/2010 Stoepker et al. D6/486
D618,475 S * 6/2010 Urquiola D6/486
D668,807 S 10/2012 Gibbs

OTHER PUBLICATIONS

Mydeco.com, "Kioshi wire framed side table with glass top," <http://mydeco.com/p/kioshi-wire-framed-side-table-with-glass-top/>
GB00000083965EDD820624B819D42FC61A07DE2A/, at least as
early as Mar. 2013, 1 page.

Image of table, publicly available at least as early as Jun. 10, 2012, 1
page.

Image of table, publicly available at least as early as Jun. 9, 2012, 1
page.

* cited by examiner

Primary Examiner — Janice Seeger

(74) *Attorney, Agent, or Firm* — Leanne Taveggia Farrell;
Westman, Champlin & Koehler, P.A.

(57) **CLAIM**

The ornamental design for a table, as shown and described.

DESCRIPTION

FIG. 1 is a perspective view of a table showing our new
design;


FIG. 2 is a front view thereof, the back, the right side and the
left side being identical;

FIG. 3 is a top view thereof; and,

FIG. 4 is a bottom view thereof.

The broken lines shown in the drawings are included for
purposes of illustrating portions of the table and form no part
of the claimed design.

1 Claim, 3 Drawing Sheets






Fig. 1

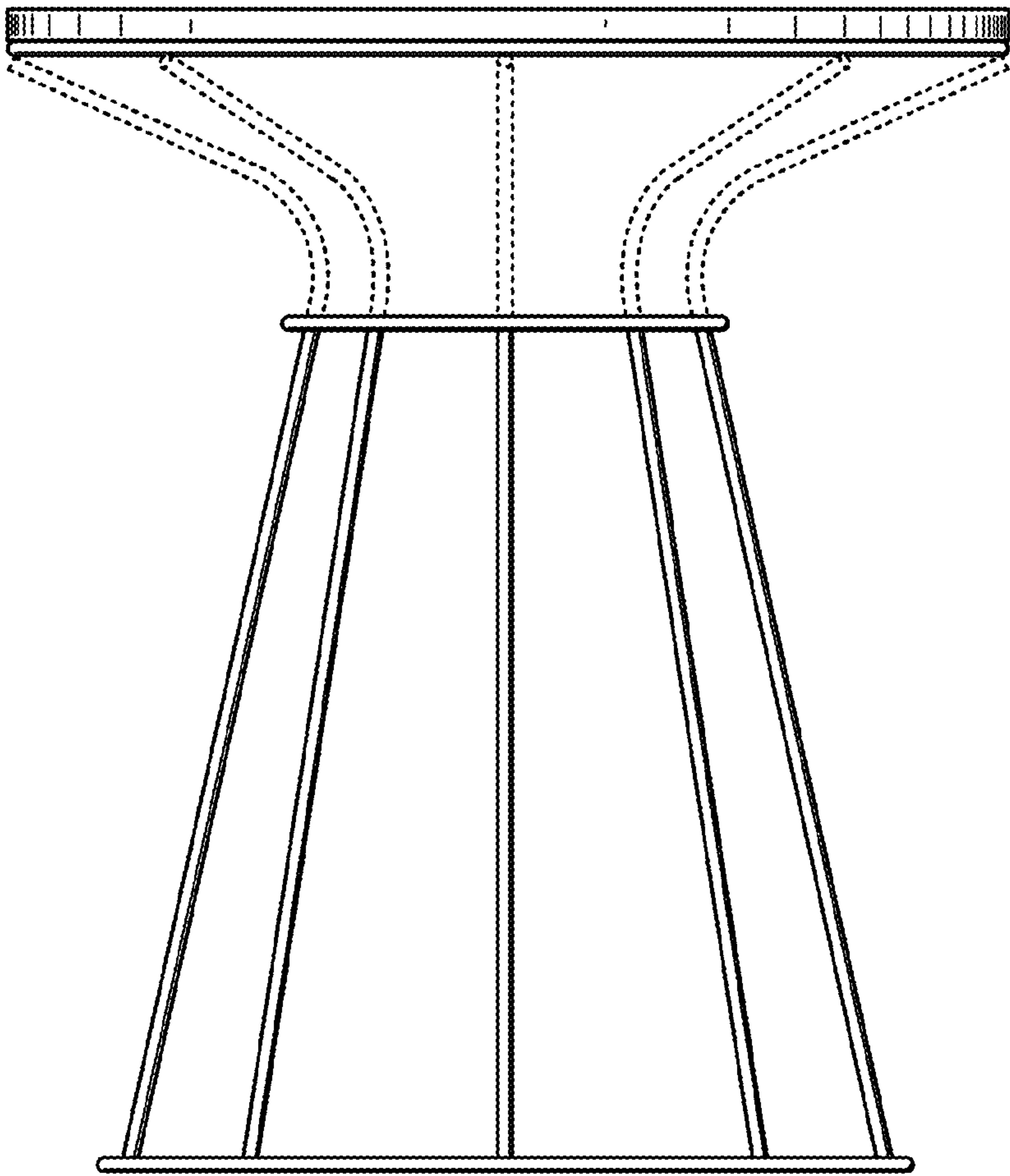


Fig. 2

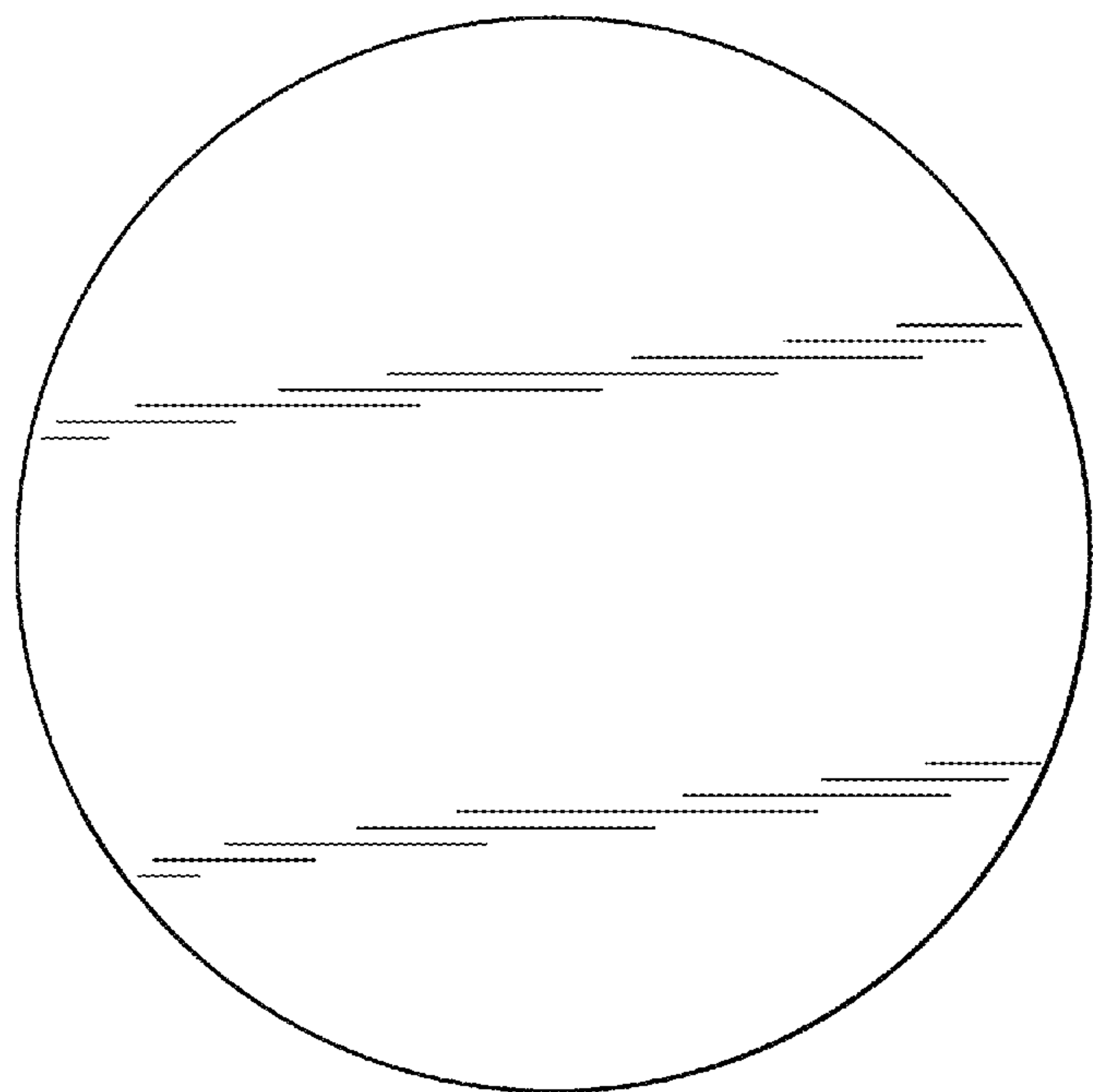


Fig. 3

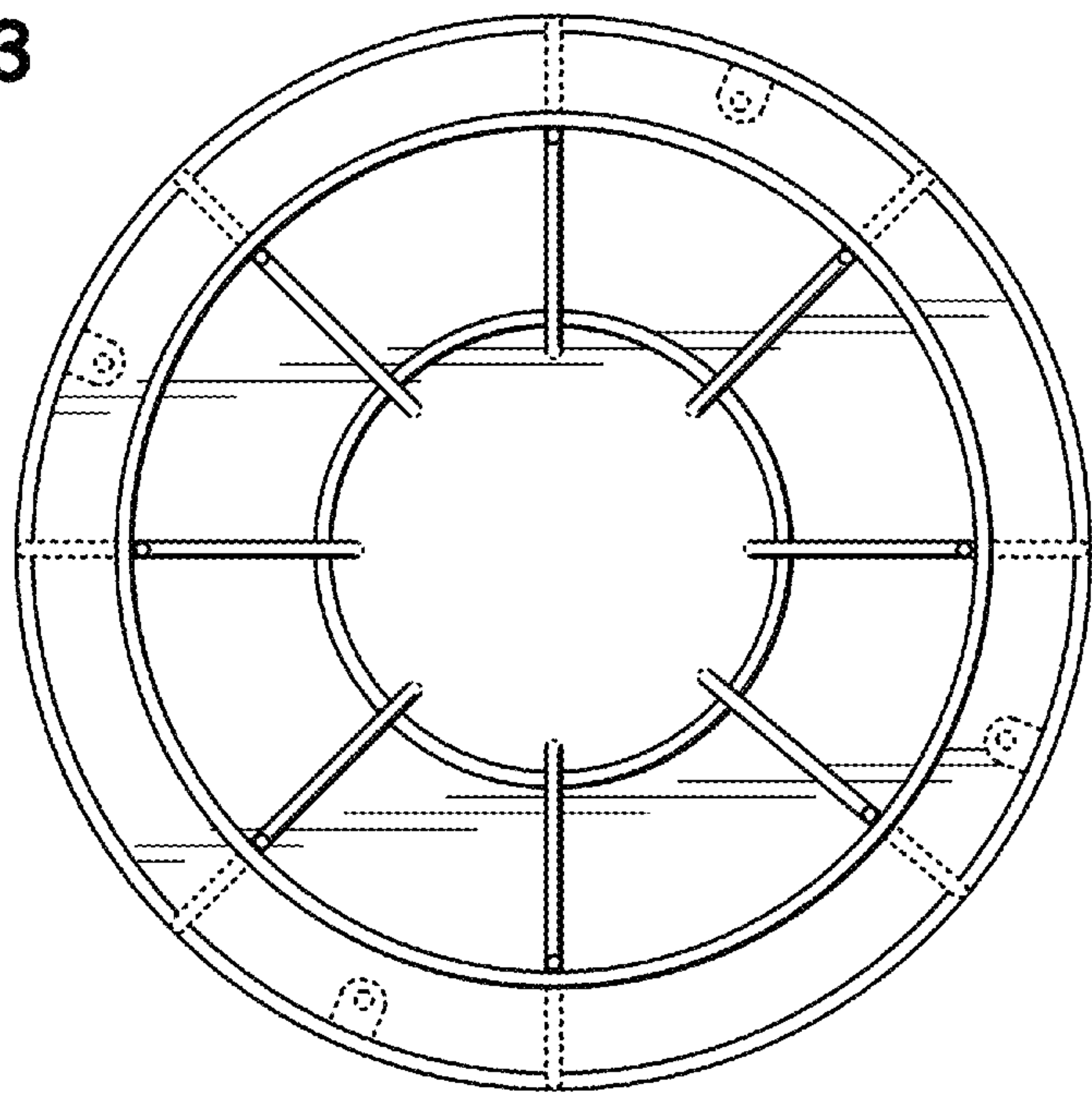


Fig. 4