

US00D722790S

(12) **United States Design Patent**  
**Rave**

(10) **Patent No.:** **US D722,790 S**

(45) **Date of Patent:** **\*\* Feb. 24, 2015**

(54) **CURVE SIDED FURNITURE**

(56) **References Cited**

(71) Applicant: **Keith Rave**, Rapid City, SD (US)

U.S. PATENT DOCUMENTS

(72) Inventor: **Keith Rave**, Rapid City, SD (US)

D419,796 S	*	2/2000	O'Hare	.....	D6/441
D486,670 S	*	2/2004	Stanton	.....	D6/441
D504,036 S	*	4/2005	Risdon et al.	.....	D6/441
D504,037 S	*	4/2005	Risdon et al.	.....	D6/441
D513,673 S	*	1/2006	Domack et al.	.....	D6/441
D527,203 S	*	8/2006	Schmitt	.....	D6/441
D593,774 S	*	6/2009	Schmitt	.....	D6/444
D655,943 S	*	3/2012	Schmitt	.....	D6/444

(\*\*) Term: **14 Years**

(21) Appl. No.: **29/463,923**

\* cited by examiner

(22) Filed: **Apr. 8, 2014**

(51) **LOC (10) Cl.** ..... **06-04**

*Primary Examiner* — Ricky Pham

(52) **U.S. Cl.**  
USPC ..... **D6/668.1**

(57) **CLAIM**

The ornamental design for curve sided furniture, as is shown and described.

(58) **Field of Classification Search**



**DESCRIPTION**

USPC ..... D6/631, 657-661, 662.1, 663-664,  
D6/664.1, 668, 668.1-668.2, 670-671,  
D6/671.1, 671.2, 675.1-675.3, 681, 691.8,  
D6/702-703, 703.2-703.4, 705.5, 705.7;  
312/138.1, 204, 217, 224, 257.1,  
312/265.3, 265.6, 293.2, 384.4

FIG. 1 is a front, elevational view of the curve sided furniture embodying my design;  
FIG. 2 is a rear elevational view thereof;  
FIG. 3 is a left side elevational view thereof;  
FIG. 4 is a right side elevational view thereof;  
FIG. 5 is a bottom view thereof; and,  
FIG. 6 is a top view thereof.

See application file for complete search history.

**1 Claim, 2 Drawing Sheets**






FIG. 1

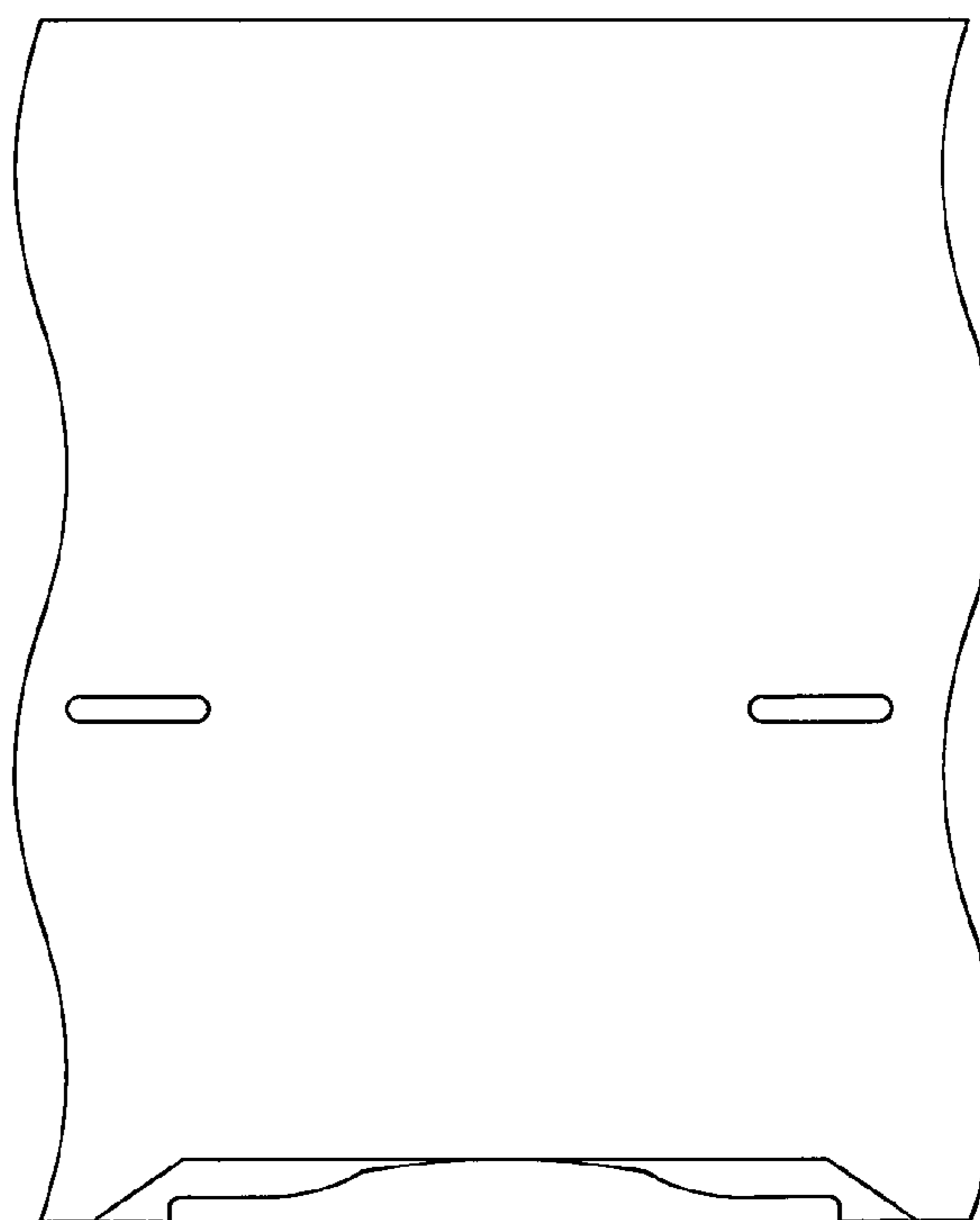


FIG. 2




FIG. 3




FIG. 4




FIG. 5




FIG. 6