



US00D722774S

(12) **United States Design Patent**
Thuma et al.

(10) **Patent No.:** **US D722,774 S**

(45) **Date of Patent:** **** Feb. 24, 2015**

(54) **STORAGE BENCH**

(71) Applicant: **Suncast Technologies, LLC**, Palm Beach Gardens, FL (US)

(72) Inventors: **Michael Thuma**, La Grange, IL (US);
Torrence Anderson, Overland Park, KS (US); **Michael R. Vogler**, Oswego, IL (US)

(73) Assignee: **Suncast Technologies, LLC**, Palm Beach Gardens, FL (US)

(**) Term: **14 Years**

(21) Appl. No.: **29/472,168**

(22) Filed: **Nov. 8, 2013**

(51) **LOC (10) Cl.** **06-01**

(52) **U.S. Cl.**
USPC **D6/336**

(58) **Field of Classification Search**

CPC A47C 17/00; A47C 17/02; A47C 17/12;
A47C 17/18; A47C 7/021; A47C 31/00;
A47C 3/16

USPC D6/334, 335, 336, 379, 381, 369, 349;
297/94, 118, 232, 445.1, 448.1, DIG. 7

See application file for complete search history.

(56) **References Cited**

U.S. PATENT DOCUMENTS

986,686	A	*	3/1911	Carney	297/123
D354,173	S	*	1/1995	Escobal et al.	D6/335
D427,788	S	*	7/2000	Paul	D6/336
D509,075	S	*	9/2005	Katz et al.	D6/336
D597,336	S	*	8/2009	Anderson et al.	D6/381

* cited by examiner

Primary Examiner — Sandra Snapp

(74) *Attorney, Agent, or Firm* — McHale & Slavin P.A.

(57) **CLAIM**

The ornamental design for a storage bench, as shown and described.

DESCRIPTION

FIG. 1 is a front right perspective view of the storage bench of the present invention;

FIG. 2 is a front view thereof;

FIG. 3 is a rear view thereof;


FIG. 4 is a left side view thereof;

FIG. 5 is a right side view thereof; and,

FIG. 6 is a top view thereof.

The portions of the storage bench illustrated in broken lines form no part of the claimed subject matter.

1 Claim, 5 Drawing Sheets



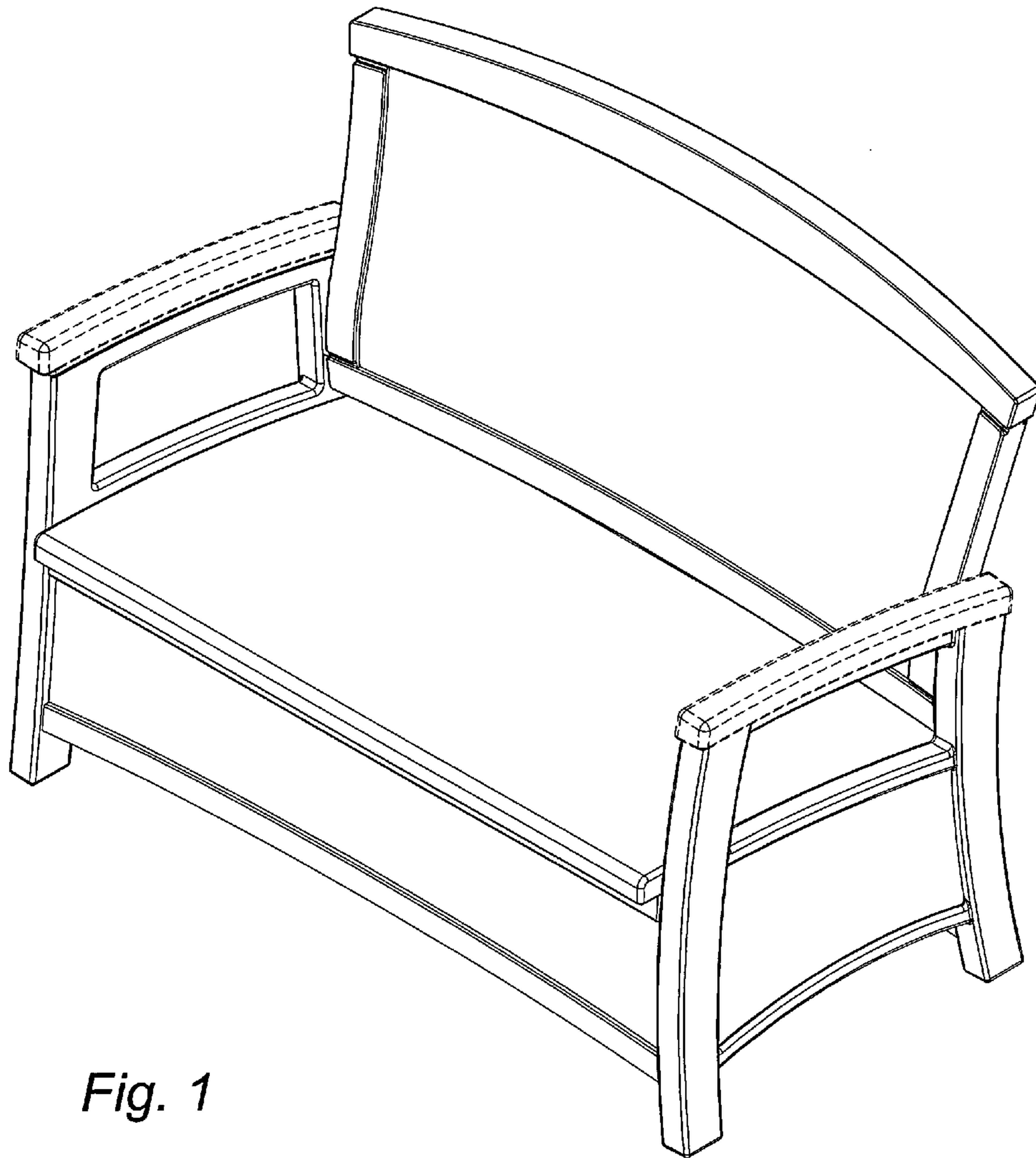


Fig. 1

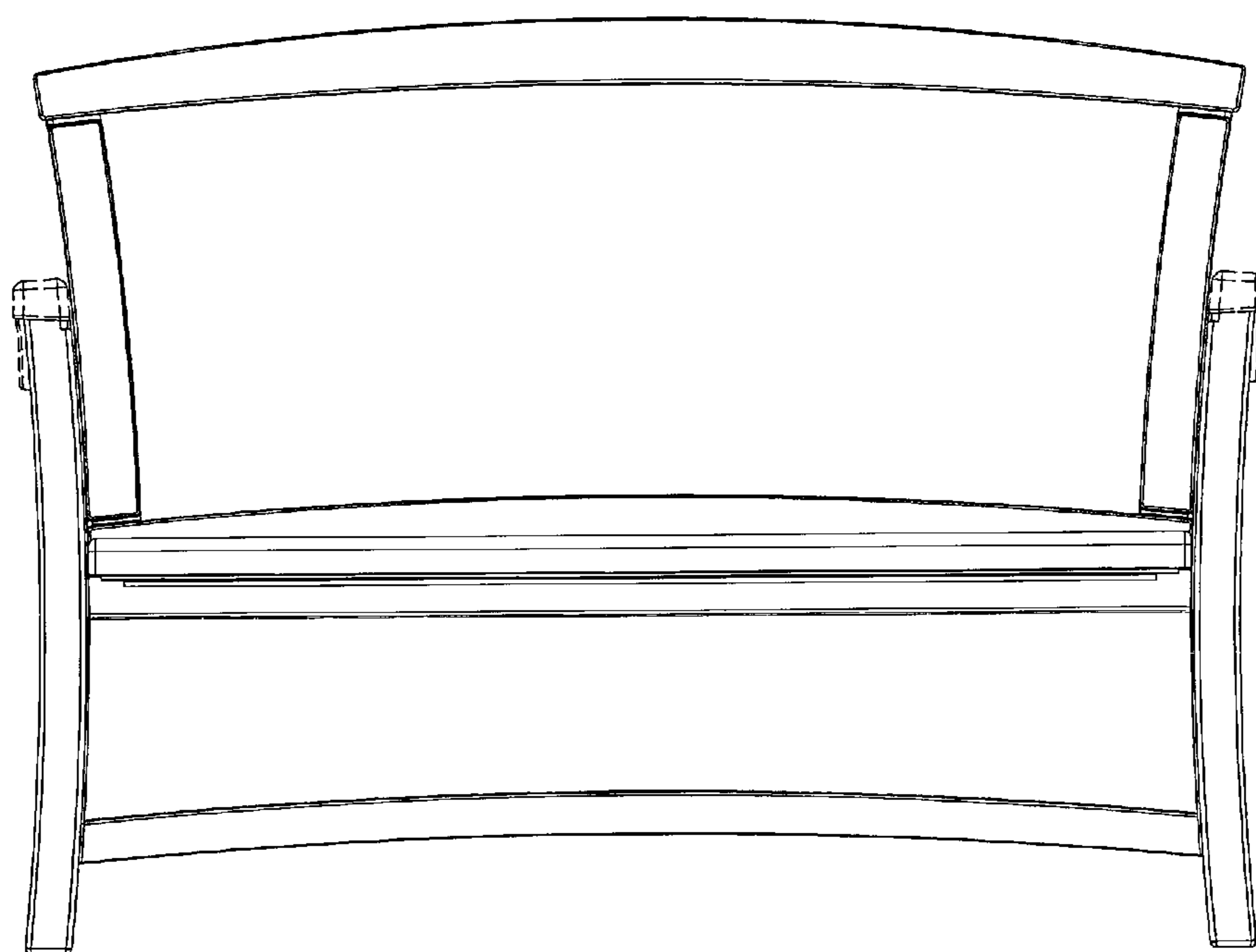


Fig. 2




Fig. 3

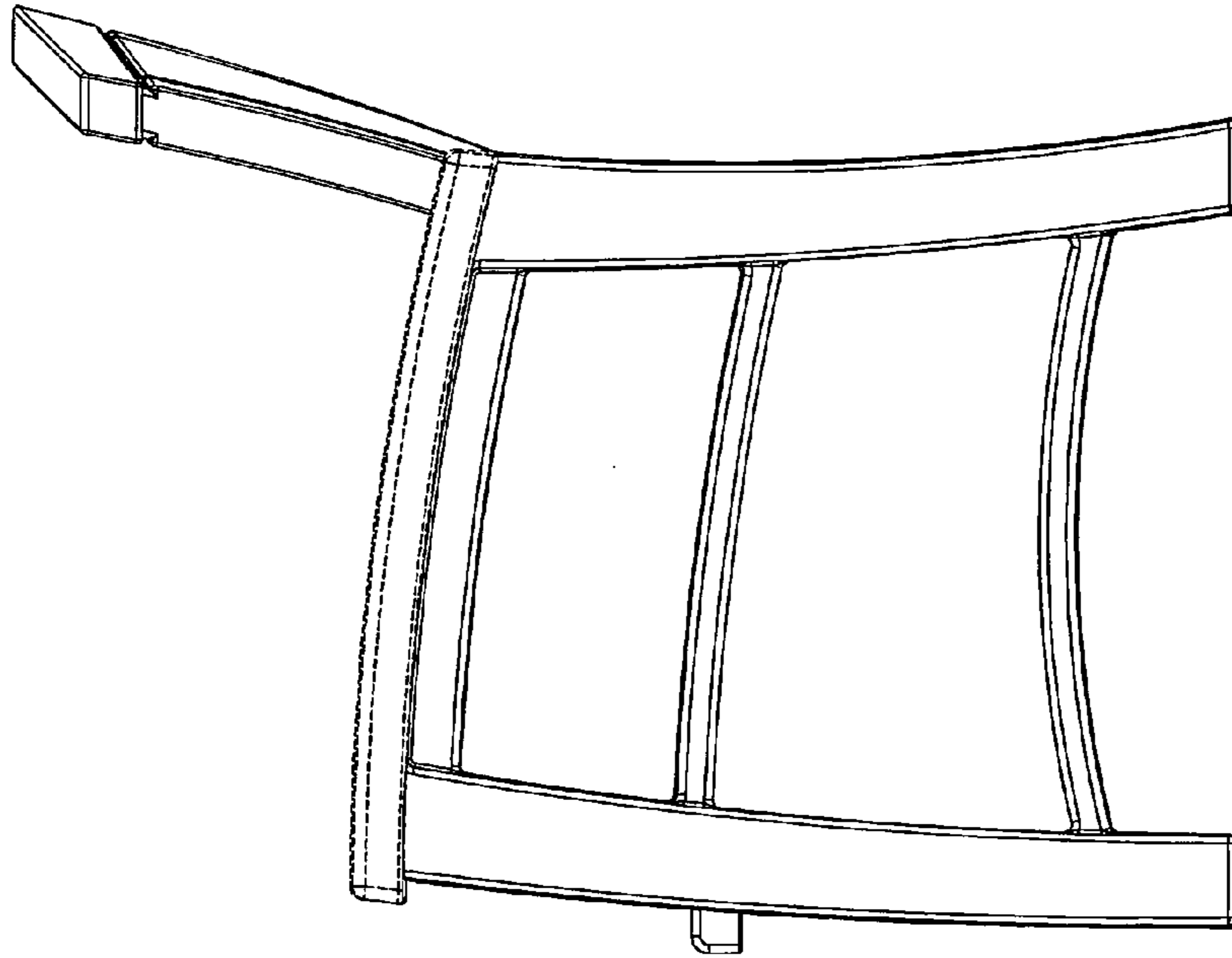


Fig. 5

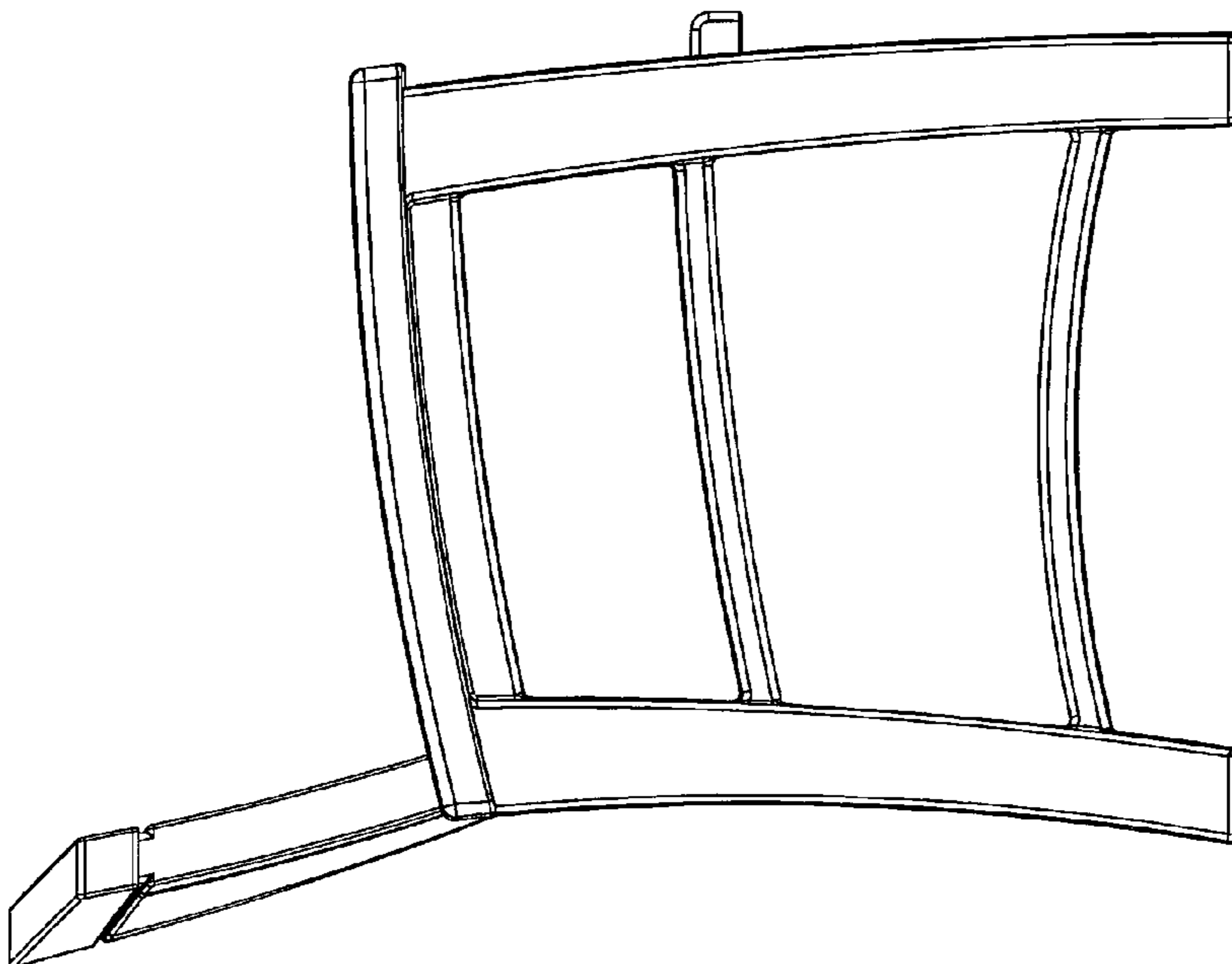


Fig. 4




Fig. 6