



US00D722772S

(12) **United States Design Patent**  
**Lee**

(10) **Patent No.:** **US D722,772 S**  
(45) **Date of Patent:** **\*\* \*Feb. 24, 2015**

- (54) **HEAD PORTION OF A TOOTHBRUSH**
- (71) Applicant: **Colgate-Palmolive Company**, New York, NY (US)
- (72) Inventor: **David K. Lee**, East Brunswick, NJ (US)
- (73) Assignee: **Colgate-Palmolive Company**, New York, NY (US)
- (\*) Notice: This patent is subject to a terminal disclaimer.
- (\*\*) Term: **14 Years**
- (21) Appl. No.: **29/457,669**
- (22) Filed: **Jun. 12, 2013**

**Related U.S. Application Data**

- (62) Division of application No. 29/435,463, filed on Oct. 24, 2012, now Pat. No. Des. 686,826, which is a division of application No. 29/361,090, filed on May 5, 2010, now Pat. No. Des. 671,746.
- (51) **LOC (10) Cl.** ..... **04-02**
- (52) **U.S. Cl.**  
USPC ..... **D4/108**
- (58) **Field of Classification Search**  
USPC ..... D4/101, 104-112, 132-134, 136;  
D24/146, 147; 15/110, 167.1, 167.2,  
15/188; 132/308-311; 601/139, 141, 142;  
606/161, 235  
See application file for complete search history.

(56) **References Cited**

**U.S. PATENT DOCUMENTS**

1,892,068 A	12/1932	Metzler
D514,320 S	2/2006	Hohlbein
D549,462 S	8/2007	Blanchard et al.
D576,798 S	9/2008	Moskovich
D581,164 S	11/2008	Moskovich

D582,162 S	12/2008	Moskovich
7,480,955 B2	1/2009	Hohlbein et al.
D611,254 S	3/2010	Lee
D660,004 S	5/2012	Knutzen et al.
2003/0163149 A1	8/2003	Heisinger, Jr.
2004/0255416 A1	12/2004	Hohlbein

(Continued)

**FOREIGN PATENT DOCUMENTS**

DE	102006024874	11/2007
EM	000255559-0001	2/2005

(Continued)

*Primary Examiner* — Melanie H Tung  
*Assistant Examiner* — Lavone D Tabor

(74) *Attorney, Agent, or Firm* — Thibault Fayette

(57) **CLAIM**

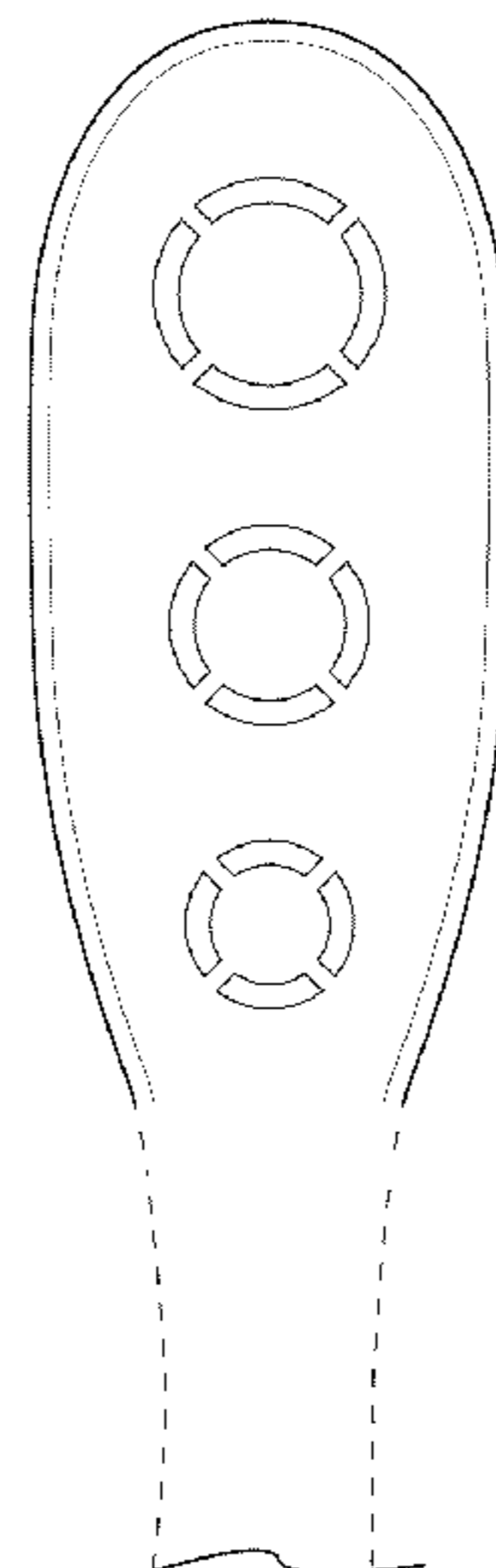
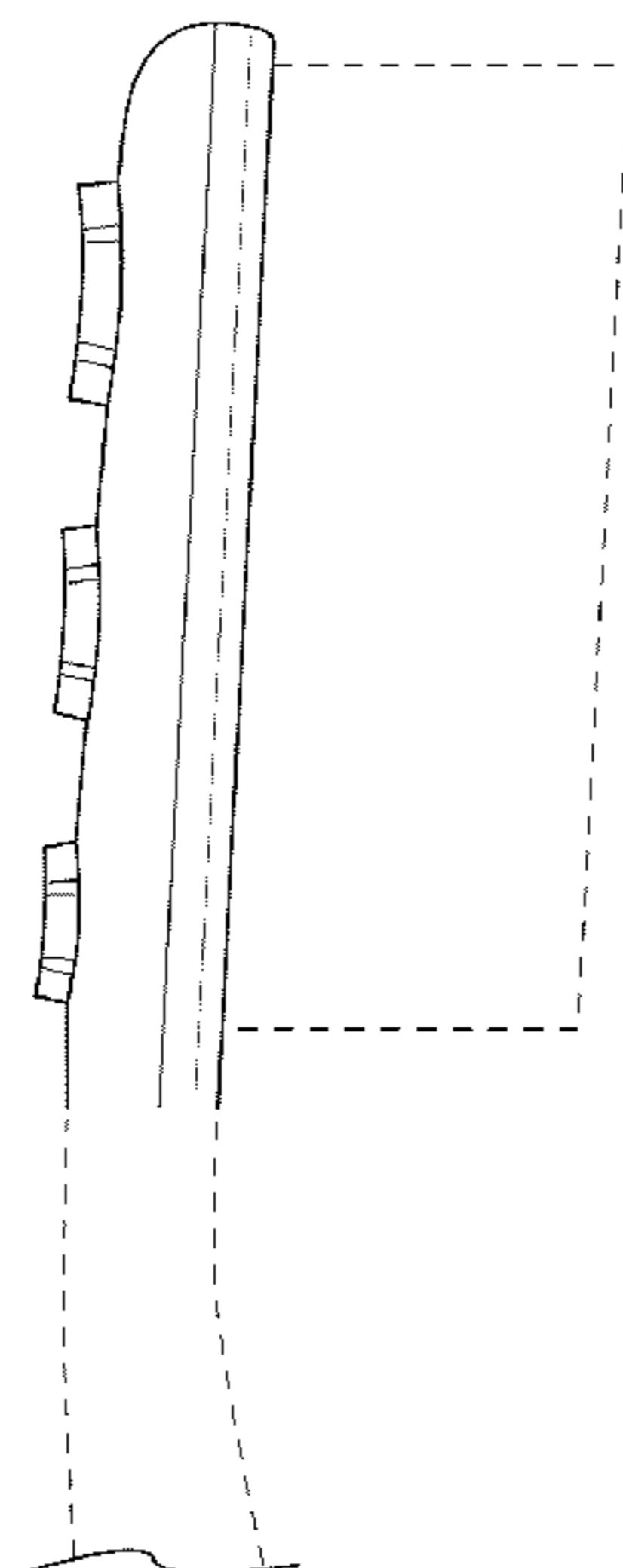
The ornamental design for a head portion of a toothbrush, as shown and described.

**DESCRIPTION**

FIG. 1 is a front view of a head portion of a toothbrush according to my new design;  
 FIG. 2 is a right side view thereof, the left side view being a mirror image thereof;  
 FIG. 3 is a rear view thereof;  
 FIG. 4 is a bottom view thereof;  
 FIG. 5 is a top view thereof;  
 FIG. 6 is a front perspective view thereof;  
 FIG. 7 is a rear perspective view thereof;  
 FIG. 8 is a close up right-side view of the head portion thereof;  
 FIG. 9 is a close up rear view of the head portion thereof; and,  
 FIG. 10 is a close up rear perspective view of the head portion thereof.

The broken lines showing the bristle and handle structures illustrate environment of the head portion of a toothbrush that forms no part of the claimed design.

**1 Claim, 4 Drawing Sheets**



(56)

**References Cited**

U.S. PATENT DOCUMENTS

2006/0047292 A1 3/2006 Reed  
 2006/0222683 A1 10/2006 Mythen  
 2008/0201884 A1 8/2008 Vazquez et al.

FOREIGN PATENT DOCUMENTS

EM 000255559-0002 2/2005  
 EM 000255559-0003 2/2005  
 EM 000255559-0004 2/2005  
 EM 000255559-0005 2/2005  
 EM 000255559-0006 2/2005  
 EM 000255559-0007 2/2005  
 EM 000255559-0008 2/2005  
 EM 000255559-0009 2/2005  
 EM 000255559-0010 2/2005  
 EM 000255559-0011 2/2005  
 EM 000255559-0012 2/2005  
 EM 000255559-0013 2/2005  
 EM 000255559-0014 2/2005  
 EM 000255559-0015 2/2005  
 EM 000255559-0016 2/2005  
 EM 000255559-0017 2/2005  
 EM 000383138-0001 11/2005  
 EM 000426127-0001 12/2005

EM 000458443-0001 2/2006  
 EM 000458443-0002 2/2006  
 EM 000624093-0001 1/2007  
 EM 000624093-0002 1/2007  
 EM 000624093-0003 1/2007  
 EM 000624093-0004 1/2007  
 EM 000624093-0005 1/2007  
 EM 000624093-0006 1/2007  
 EM 000624093-0007 1/2007  
 EM 000624093-0008 1/2007  
 EM 000624093-0009 1/2007  
 EM 000624093-0010 1/2007  
 EM 000708169-0001 5/2007  
 EM 000624093-0011 9/2007  
 EM 000624093-0012 9/2007  
 EM 000624093-0013 9/2007  
 EM 000624093-0014 9/2007  
 EM 000624093-0015 9/2007  
 EM 000624093-0016 9/2007  
 EM 000624093-0017 9/2007  
 EM 000624093-0018 9/2007  
 EM 000624093-0019 9/2007  
 EM 000624093-0020 9/2007  
 EM 000624093-0021 9/2007  
 EM 000624093-0022 9/2007  
 KR 30-0314095 S \* 12/2002  
 WO WO 01/45573 6/2001

\* cited by examiner




FIG. 1




FIG. 2




FIG. 3

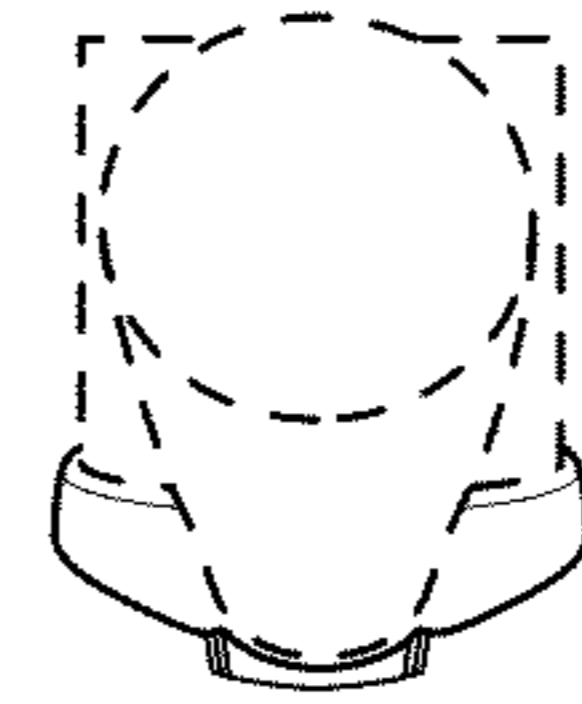


FIG. 4

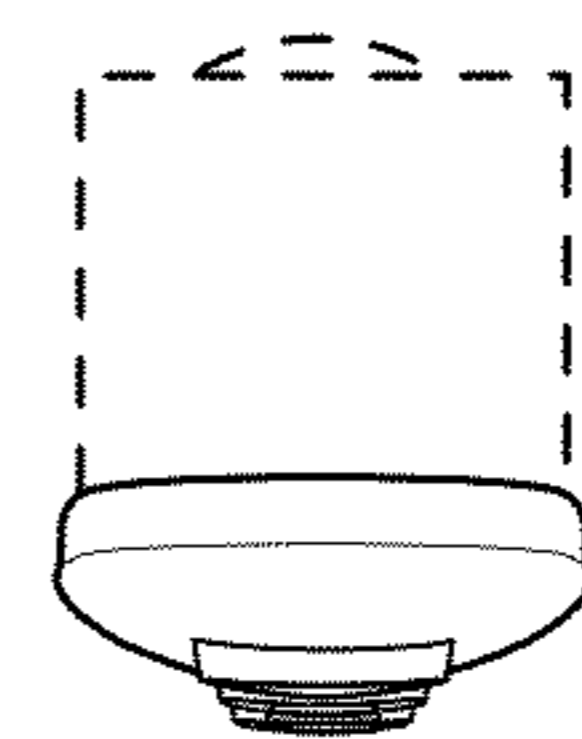


FIG. 5

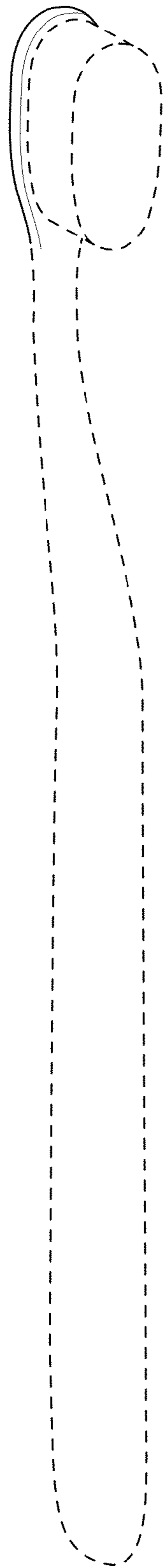


FIG. 6

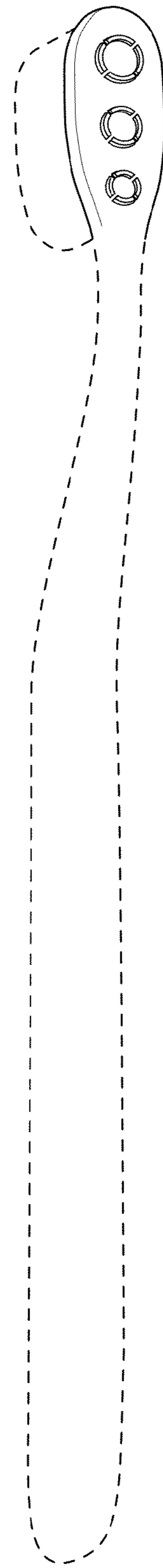


FIG. 7

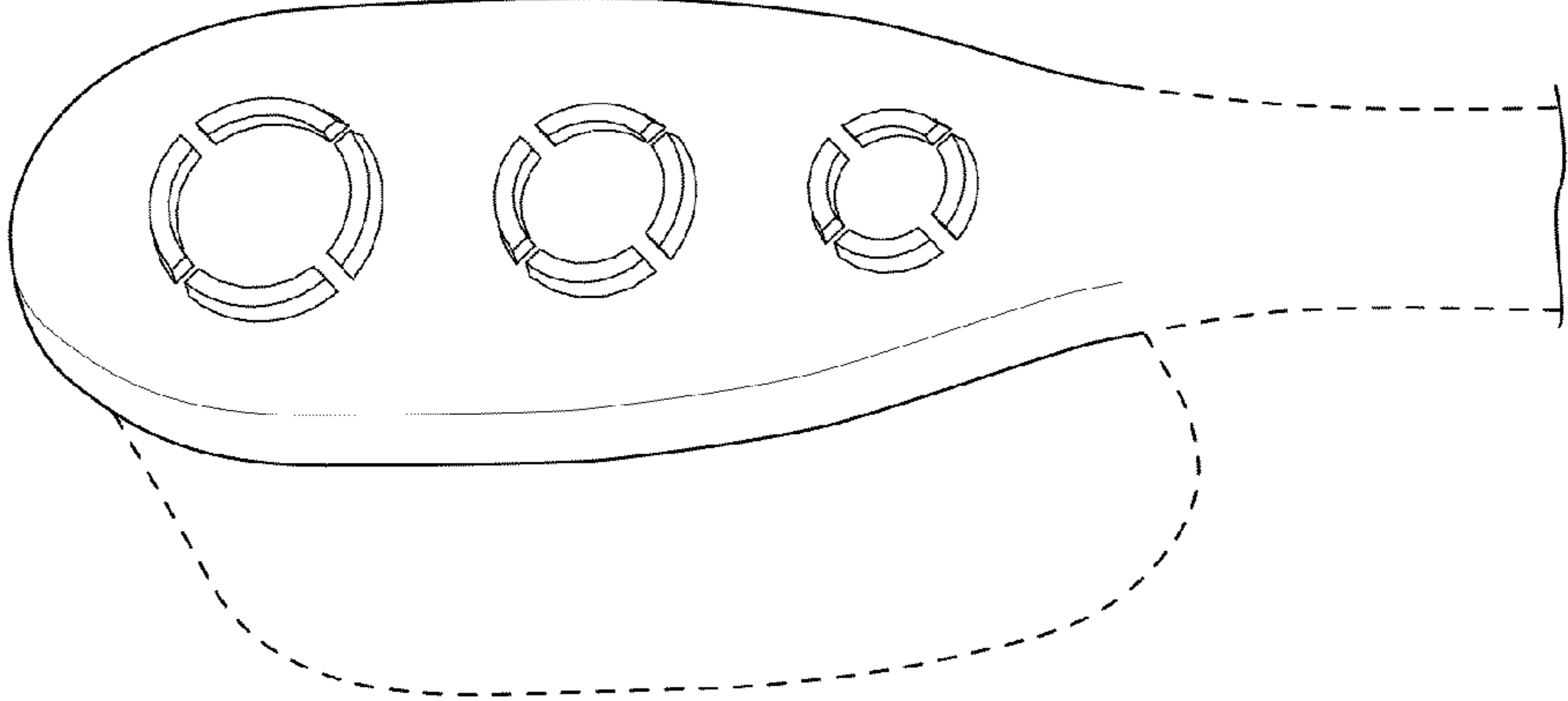


FIG. 10

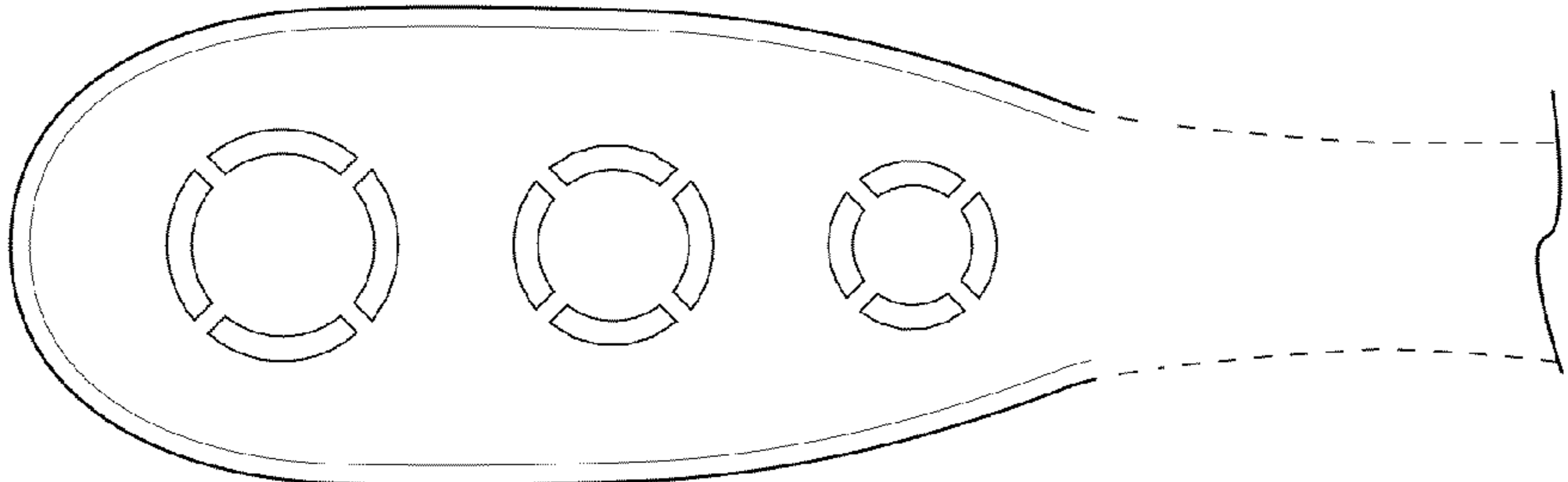


FIG. 9

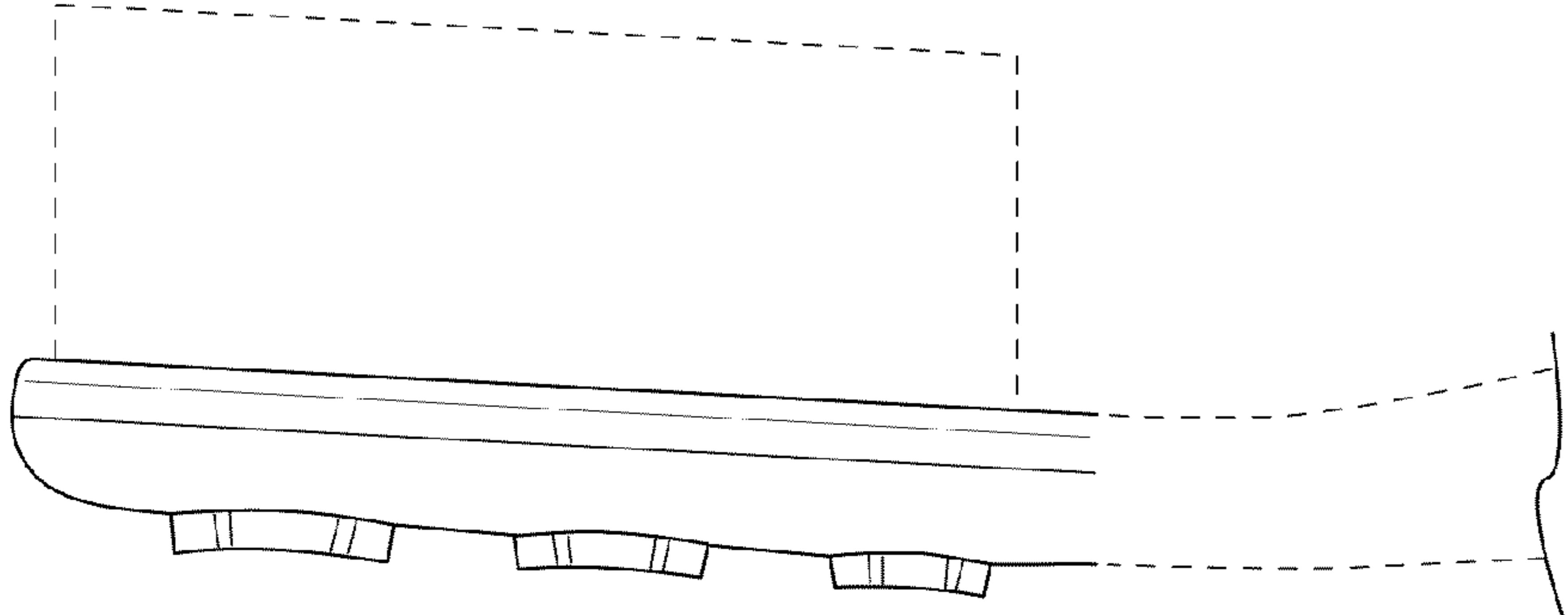


FIG. 8