

US00D722764S

(12) **United States Design Patent**
Sloan

(10) **Patent No.:** **US D722,764 S**

(45) **Date of Patent:** **** Feb. 24, 2015**

(54) **WEARABLE CELL PHONE HOLDER**

(71) Applicant: **Emily Yelverton Sloan**, Brandon, MS
(US)

(72) Inventor: **Emily Yelverton Sloan**, Brandon, MS
(US)

(**) Term: **14 Years**

(21) Appl. No.: **29/479,111**

(22) Filed: **Jan. 13, 2014**

(51) **LOC (10) Cl.** **03-01**

(52) **U.S. Cl.**
USPC **D3/218**

(58) **Field of Classification Search**
USPC D3/218, 215, 219, 224, 226, 230;
D2/625, 612; 224/240, 587, 219, 222,
224/267, 269, 930, 600, 904, 236; 206/305,
206/320; 2/170; 455/575.1-575.8
See application file for complete search history.

(56) **References Cited**

U.S. PATENT DOCUMENTS

D420,506 S * 2/2000 Merritt D3/218
D438,374 S * 3/2001 Hayman D3/215

D459,875 S * 7/2002 Mack et al. D3/226
D501,990 S * 2/2005 Carr D3/215
D526,479 S * 8/2006 Brandenburg D3/218
D642,792 S * 8/2011 Tremblay D3/218
D708,846 S * 7/2014 Waldon D3/218
2007/0095871 A1* 5/2007 Chen 224/219

* cited by examiner

Primary Examiner — Catheri Oliver-Garcia

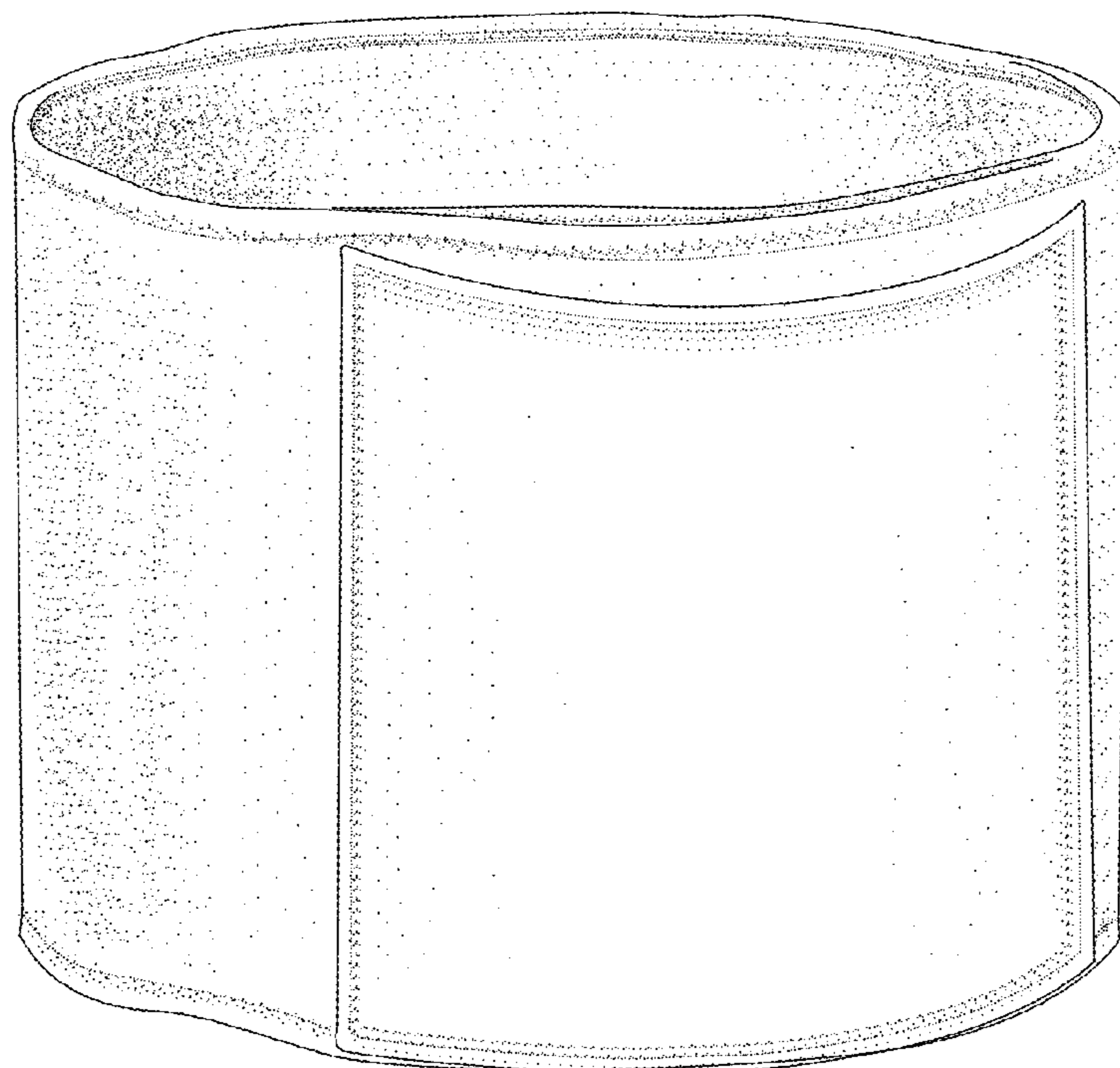
(57) **CLAIM**

The ornamental design for a wearable cell phone holder, as shown and described.

DESCRIPTION

FIG. 1 is a perspective view of a wearable cell phone holder; FIG. 2 is a front view thereof; FIG. 3 is a top view thereof; FIG. 4 is a rear view thereof; FIG. 5 is a bottom view thereof; FIG. 6 is a left view thereof; FIG. 7 is a right view thereof; and, FIG. 8 is a perspective view, showing the wearable cell phone holder in an alternate wrapped configuration. The broken line showing hook-and-loop fasteners is included for the purpose of illustrating environmental structure and forms no part of the claimed design.

1 Claim, 8 Drawing Sheets



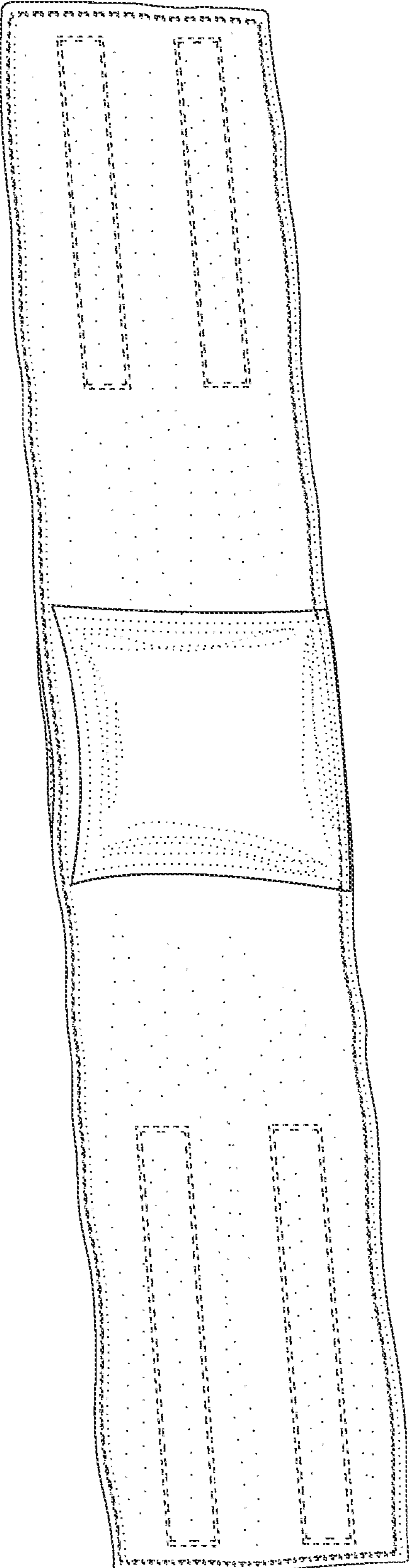


FIG. 1

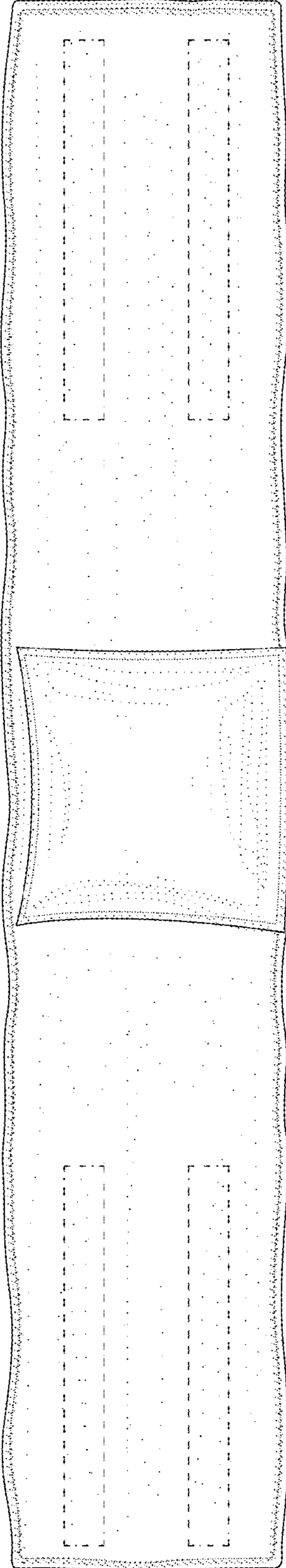


FIG. 2




FIG. 3

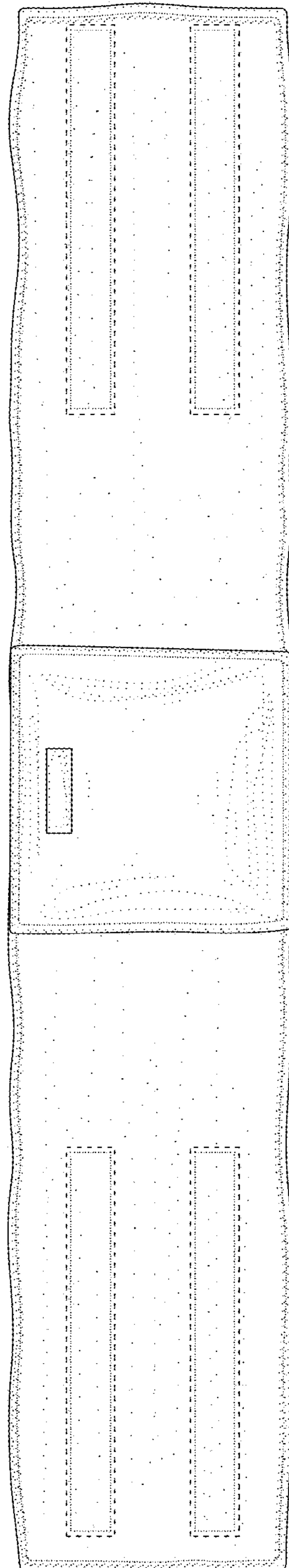


FIG. 4




FIG. 5

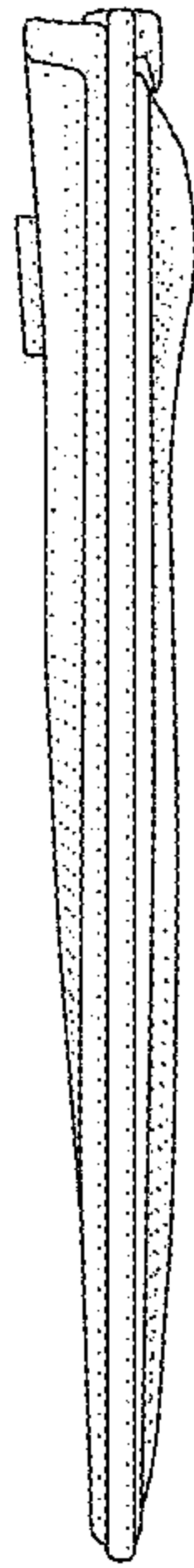


FIG. 6

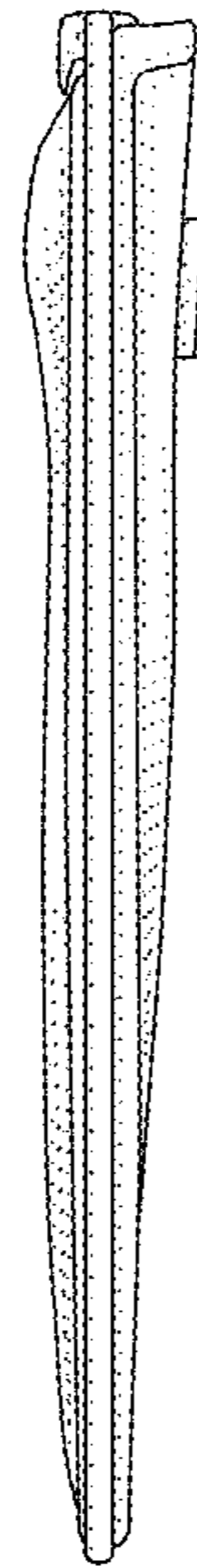


FIG. 7

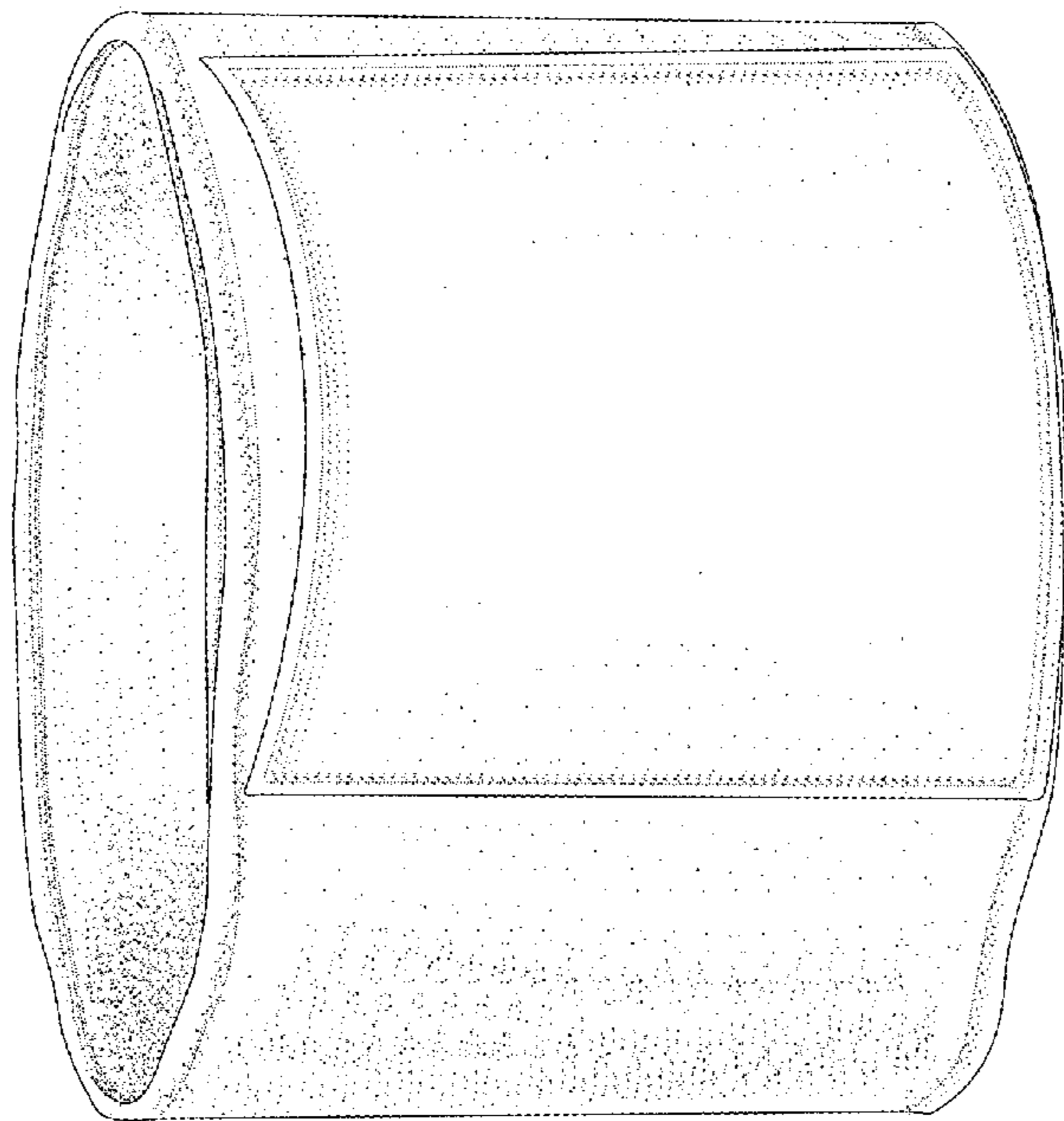


FIG. 8