



US00D722761S

(12) **United States Design Patent**
Monroy

(10) **Patent No.:** **US D722,761 S**

(45) **Date of Patent:** **** Feb. 24, 2015**

(54) **FOOTWEAR UPPER**

(71) Applicant: **Ariat International, Inc.**, Union City, CA (US)

(72) Inventor: **Jose Rafael Monroy**, Union City, CA (US)

(73) Assignee: **Ariat International, Inc.**, Union City, CA (US)

(**) Term: **14 Years**

(21) Appl. No.: **29/490,693**

(22) Filed: **May 12, 2014**

(51) **LOC (10) Cl.** **02-04**

(52) **U.S. Cl.**
USPC **D2/970**

(58) **Field of Classification Search**
CPC A43B 7/08; A43B 5/145; A43B 5/14; A43B 5/00; A43B 23/00
USPC D2/896, 909-912, 946, 970, 973; 36/83, 109, 45, 50.1, 52, 113, 114, 131
See application file for complete search history.

(56) **References Cited**

U.S. PATENT DOCUMENTS

D282,599 S *	2/1986	Frey	D2/911
4,587,749 A *	5/1986	Berlese	36/131
D479,903 S *	9/2003	Mazzarolo	D2/910
D495,471 S *	9/2004	Mazzarolo	D2/910
D547,032 S *	7/2007	Mazzarolo	D2/911
D622,487 S *	8/2010	McCarron et al.	D2/911
D624,295 S *	9/2010	McCarron	D2/970
7,980,010 B2	7/2011	Davis et al.		

D701,374 S *	3/2014	Feller et al.	D2/911
2010/0126044 A1	5/2010	Davis		
2011/0271553 A1	11/2011	McCarron		

* cited by examiner

Primary Examiner — Ian Simmons

Assistant Examiner — Rashida C McCoy

(74) *Attorney, Agent, or Firm* — DASCENZO Intellectual Property Law, P.C.

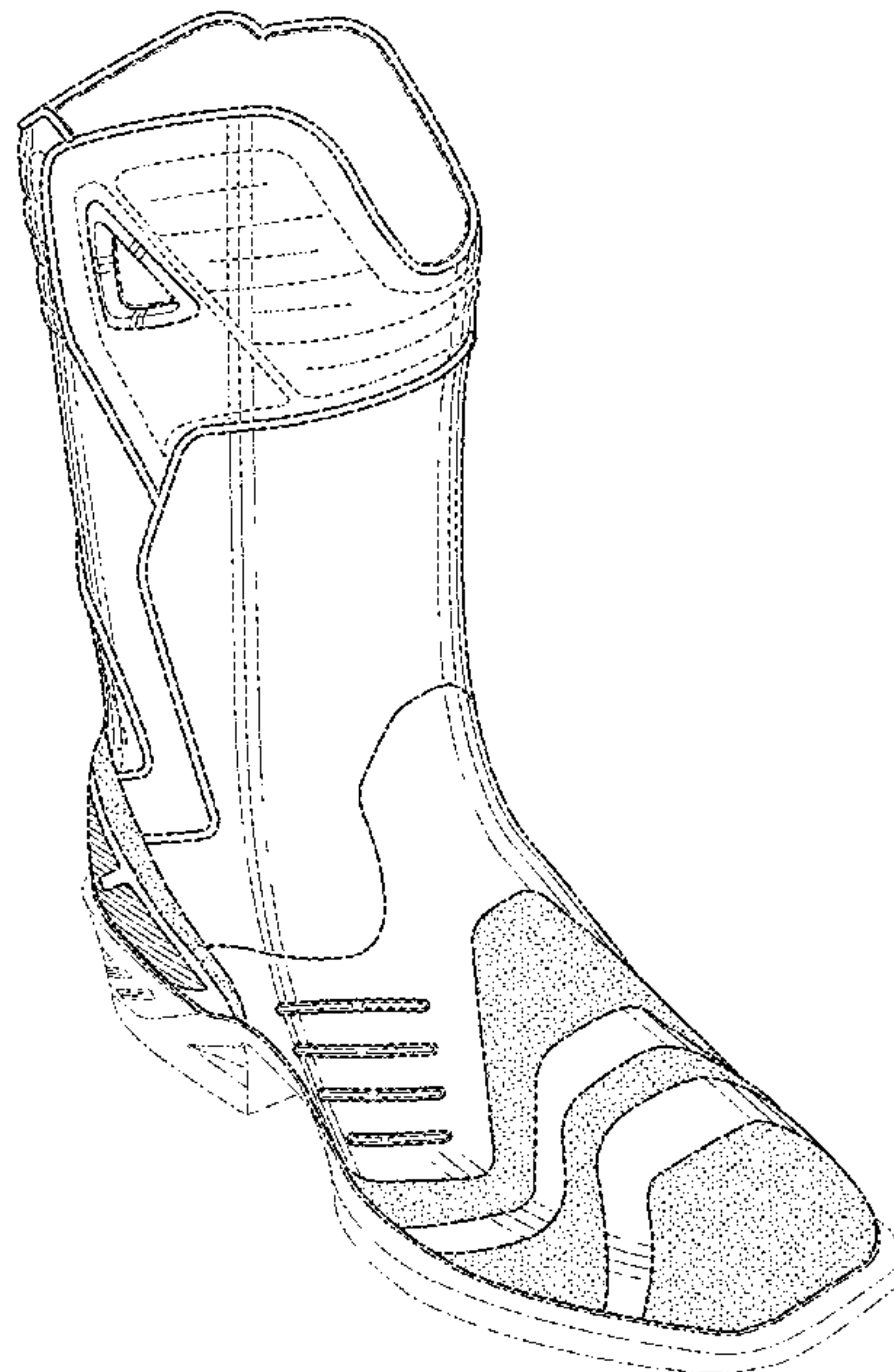
(57) **CLAIM**

The ornamental design for a footwear upper, as shown and described.

DESCRIPTION

FIG. 1 is a top perspective view of a footwear upper showing my new design;
FIG. 2 is a lateral elevational view thereof;
FIG. 3 is a medial elevational view thereof;
FIG. 4 is a bottom plan view thereof;
FIG. 5 is a top plan view thereof;
FIG. 6 is a front elevational view thereof; and,
FIG. 7 is a rear elevational view thereof.
The shaded areas of the toe and heel cap, illustrate a contrasting appearance.
The even-length broken lines showing on the drawing disclosure within the shaded area represent stitching, a claimed element of the design. The uneven-length broken lines immediately adjacent to the shaded area represent unclaimed boundaries of the design and form no part of the claimed design. The shading lines shown in the drawings represent the three-dimensional contour of the design, and are not intended to indicate surface decoration.

1 Claim, 7 Drawing Sheets



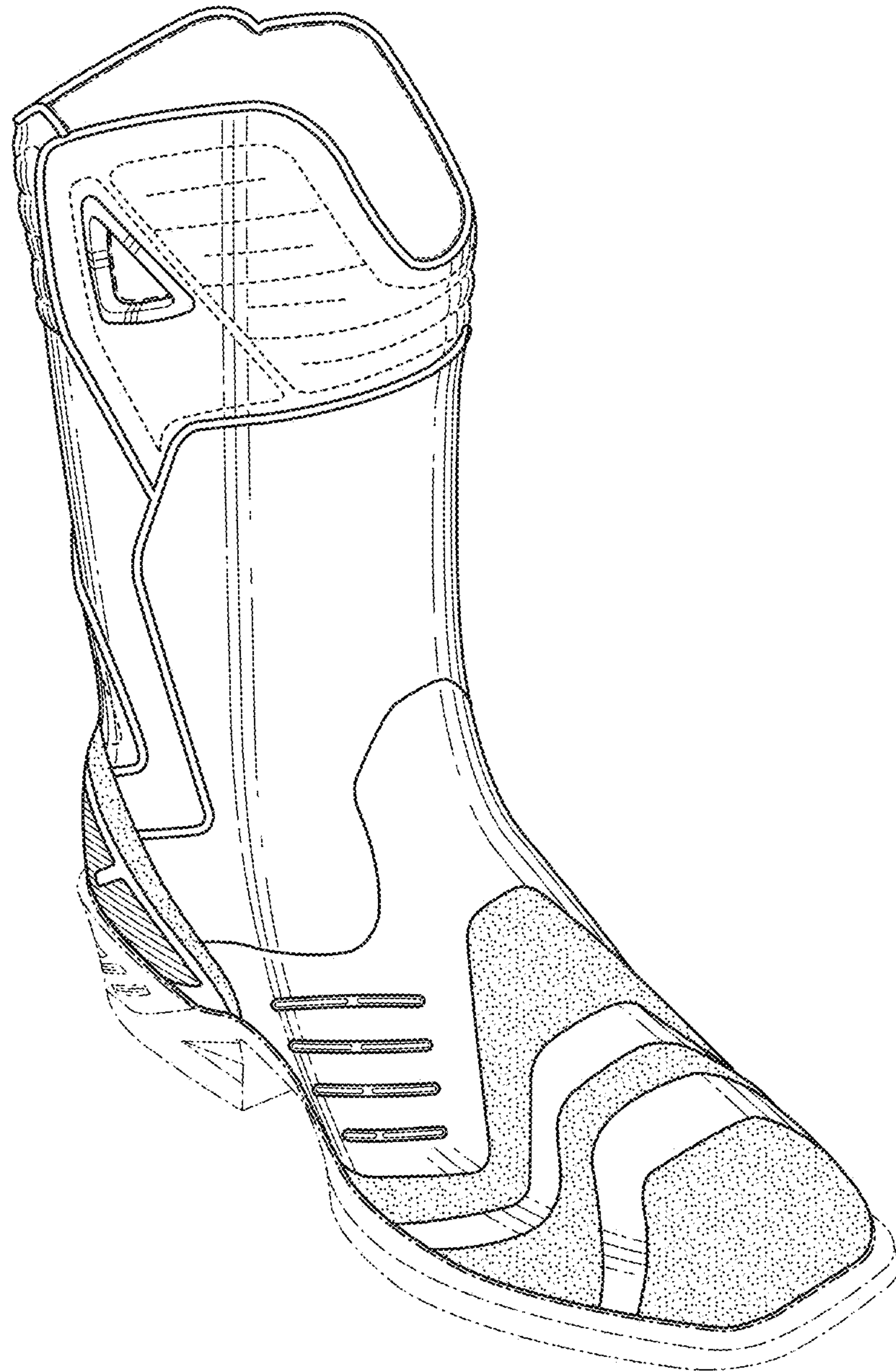


FIG. 1

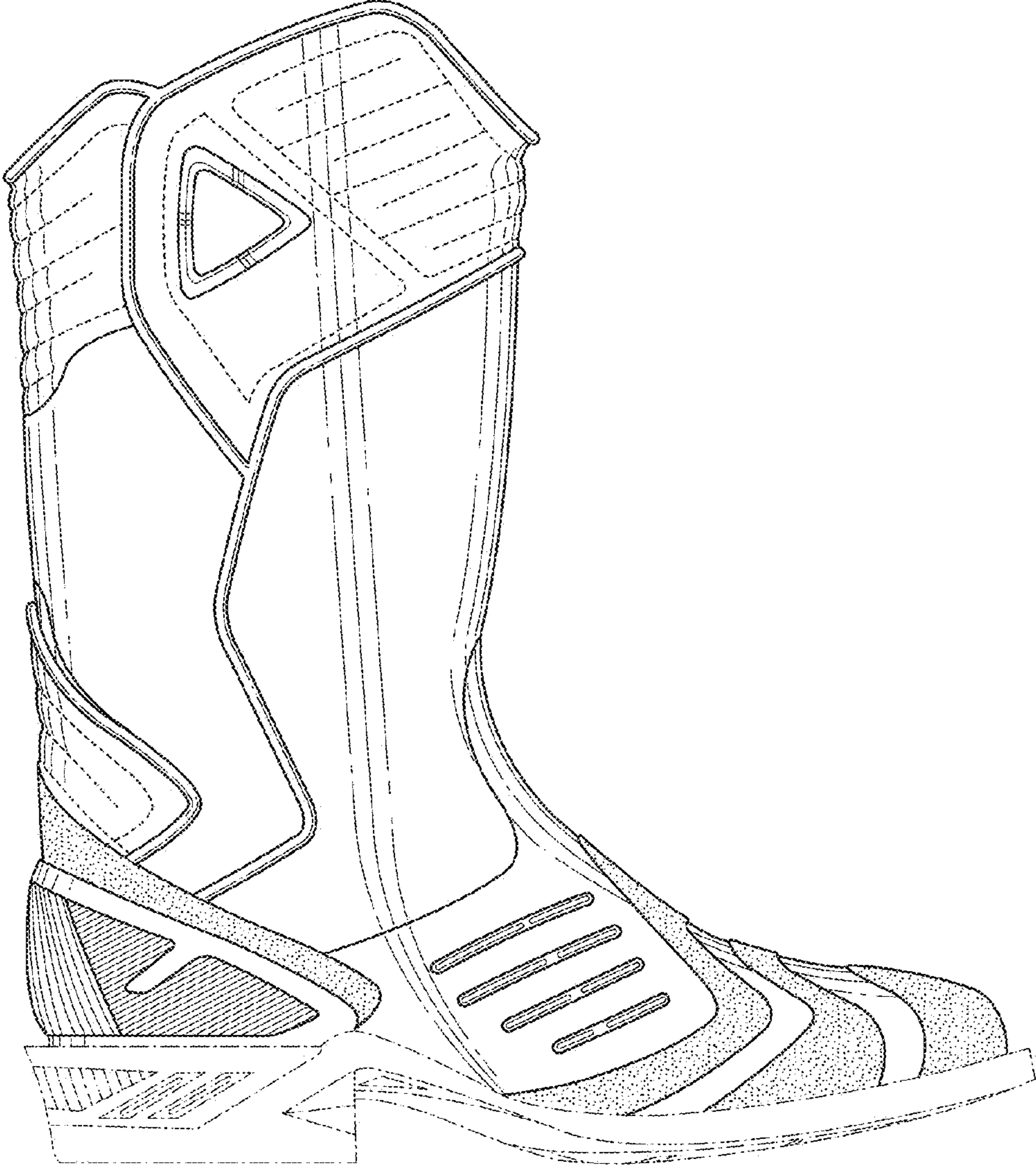


FIG. 2



FIG. 3

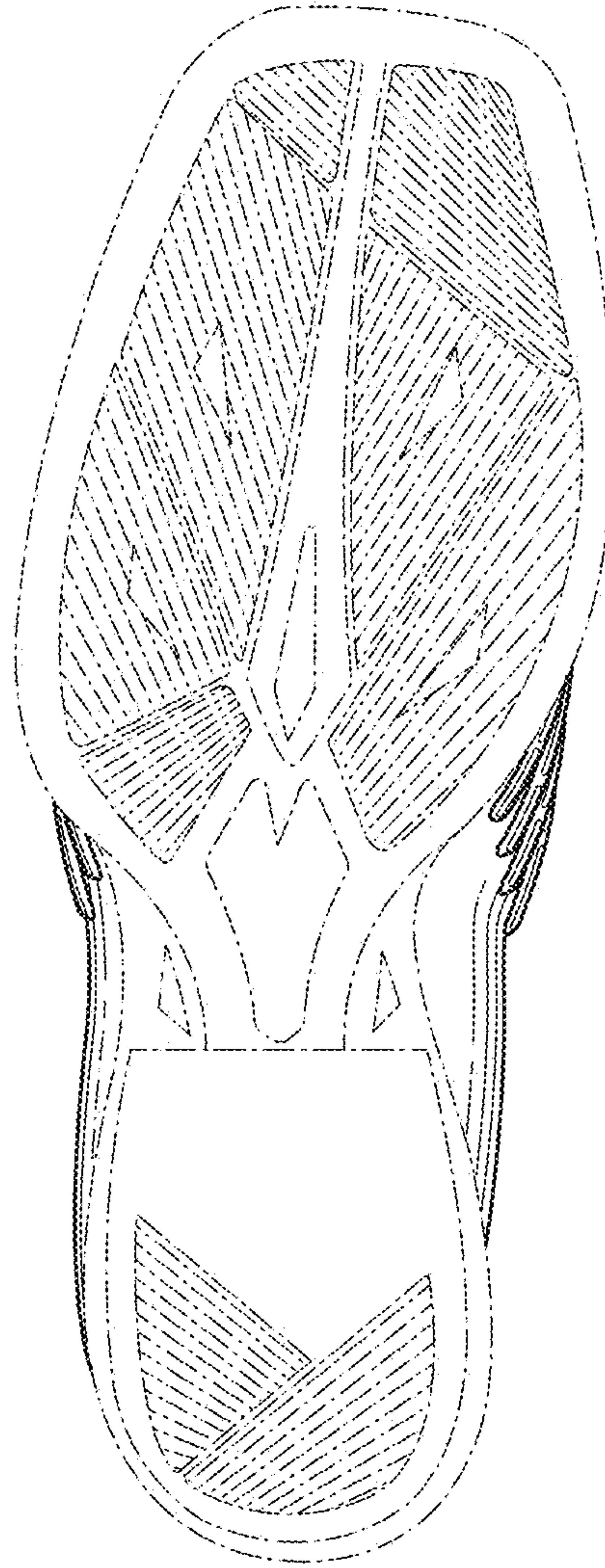


FIG. 4

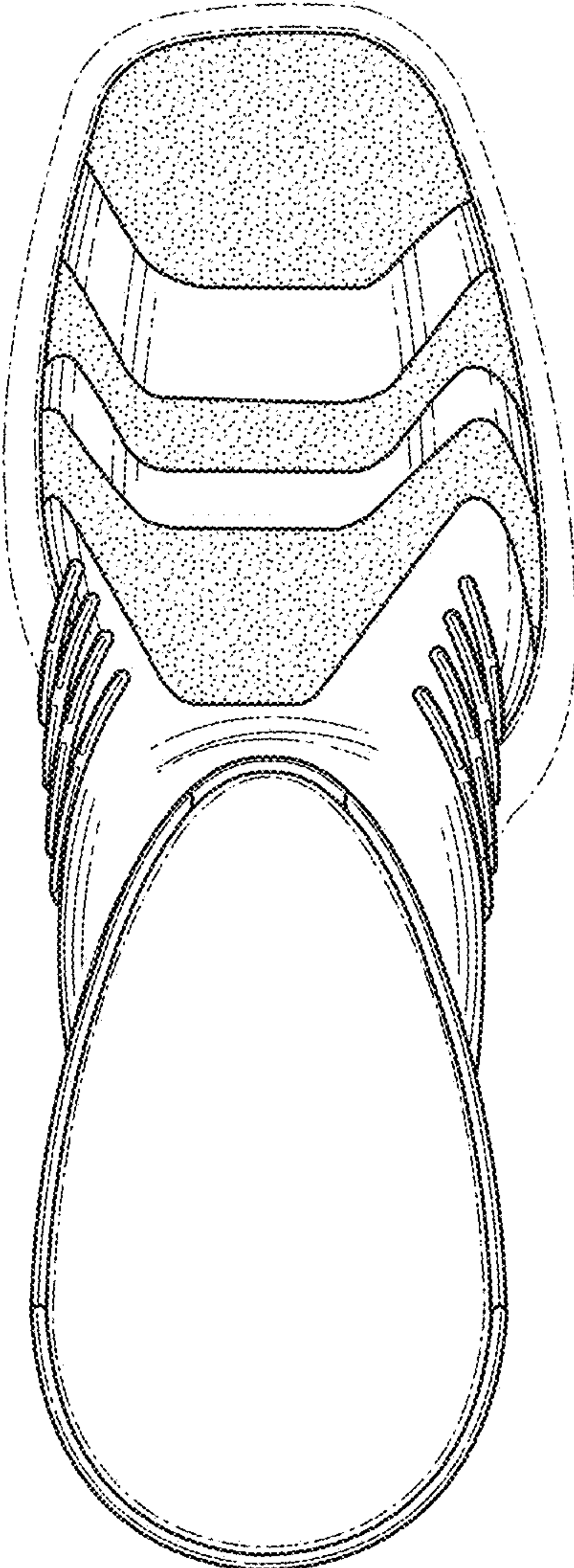


FIG. 5

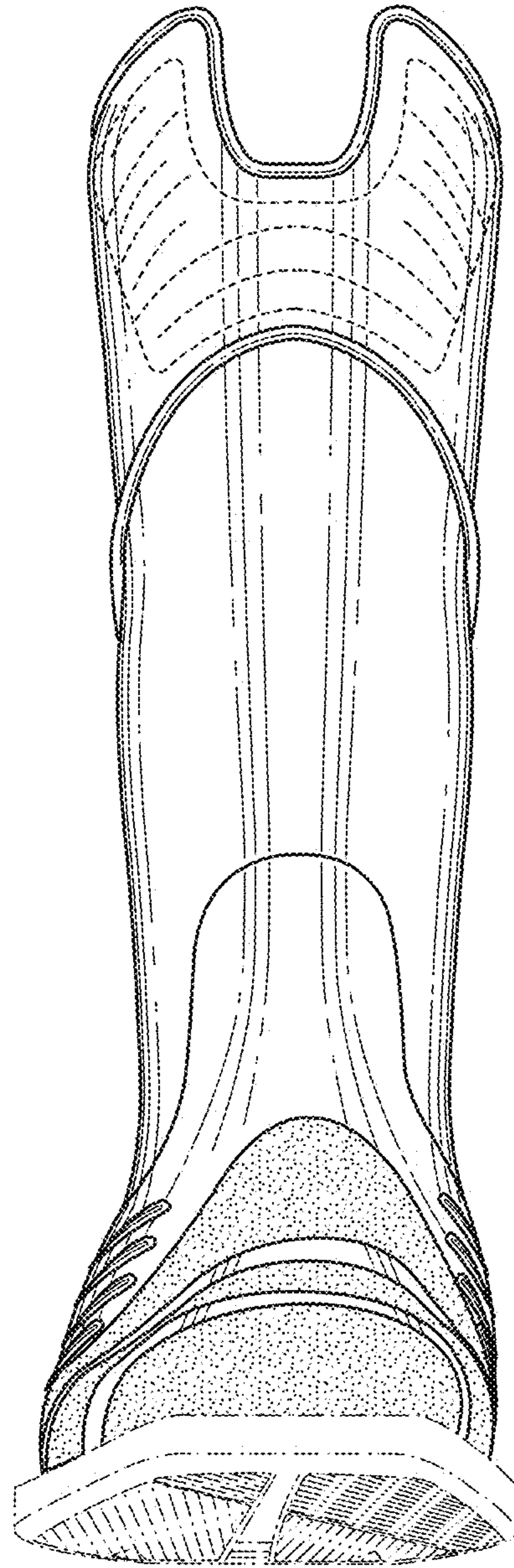


FIG. 6

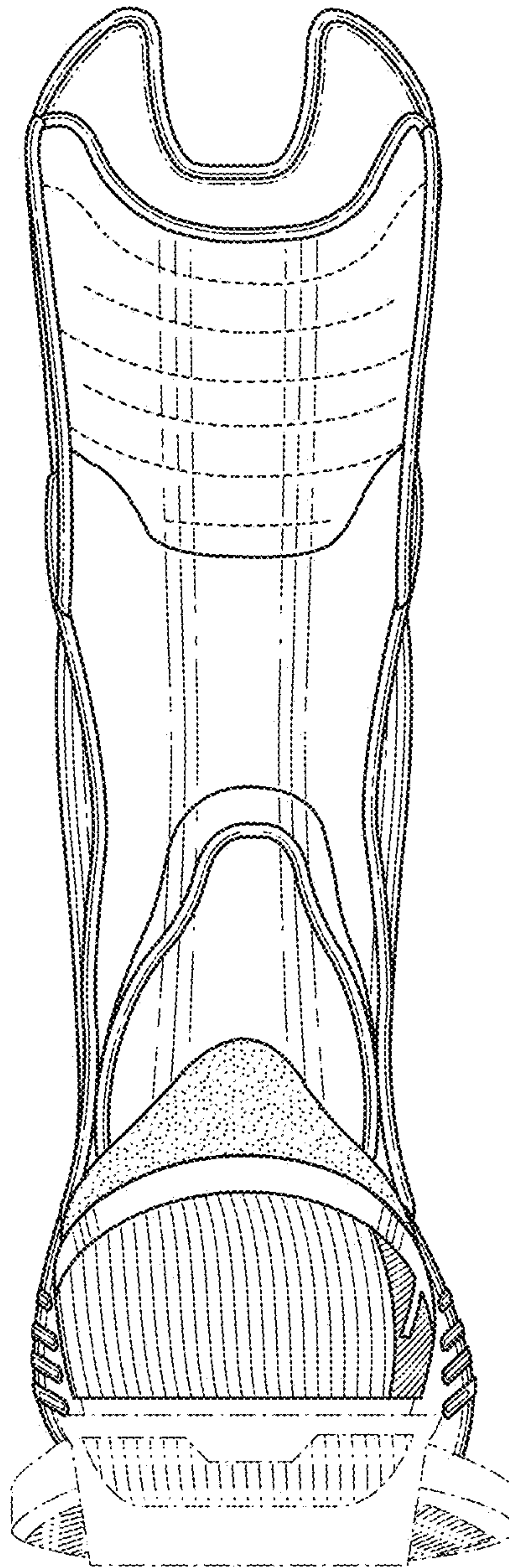


FIG. 7