



US00D722759S

(12) **United States Design Patent**
Weddle

(10) **Patent No.:** **US D722,759 S**

(45) **Date of Patent:** **** Feb. 24, 2015**

(54) **GOLF SHOE UPPER**

(75) Inventor: **Daren S. Weddle**, Saugus, MA (US)

(73) Assignee: **Acushnet Company**, Fairhaven, MA (US)

(**) Term: **14 Years**

(21) Appl. No.: **29/430,351**

(22) Filed: **Aug. 24, 2012**

(51) **LOC (10) Cl.** **02-04**

(52) **U.S. Cl.**

USPC **D2/969**; D2/944; D2/907

(58) **Field of Classification Search**

CPC A43B 5/00; A43B 5/001; A43B 5/002;
A43B 5/003; A43B 5/007; A43B 5/008;
A43B 5/02; A43B 5/025; A43B 5/06; A43B
5/08; A43B 5/10; A43B 5/12; A43B 5/14;
A43B 5/145; A43B 5/18; A43B 5/185;
A43B 23/00; A43B 23/021; A43B 23/0215;
A43B 23/04; A43B 23/042; A43B 23/045;
A43B 23/047; A43B 23/26; A43B 1/08;
A43B 1/14; A43B 1/00

USPC D2/896, 902, 905, 906, 907, 908, 909,
D2/910, 911, 912, 943, 944, 945, 969, 972,
D2/973, 977, 978; 36/83, 113, 114, 115,
36/116, 126-131, 134, 3 R, 3 A, 45, 46.5,
36/47, 48, 49, 50.1, 50.5, 51, 52, 53, 54,
36/55, 56, 57, 58

See application file for complete search history.

(56) **References Cited**

U.S. PATENT DOCUMENTS

4,704,809 A * 11/1987 Ballard 36/127

4,819,940 A * 4/1989 Davis 473/217
D438,697 S * 3/2001 Matis et al. D2/969
D448,548 S * 10/2001 Simpson D2/969
D449,922 S * 11/2001 Pollastrelli D2/969
D457,296 S * 5/2002 Burt D2/969
D578,294 S * 10/2008 Mervar et al. D2/969
D661,478 S * 6/2012 Lane D2/969
D663,519 S * 7/2012 Grangaard D2/969
D663,934 S * 7/2012 Bacon D2/969
D667,622 S * 9/2012 Spring D2/969
D670,479 S * 11/2012 Maier D2/907
8,413,352 B2 * 4/2013 Watkins 36/127
8,621,768 B2 * 1/2014 Robinson et al. 36/127
D712,130 S * 9/2014 Lonigan D2/969

* cited by examiner

Primary Examiner — Elizabeth J Oswecki

(74) *Attorney, Agent, or Firm* — Daniel W. Sullivan

(57) **CLAIM**

The ornamental design for a golf shoe upper, as shown and described.

DESCRIPTION

FIG. 1 is a top perspective view of a golf shoe upper showing my new design;

FIG. 2 is a top plan view thereof;

FIG. 3 is a right side elevational view thereof;

FIG. 4 is a left side elevational view thereof;


FIG. 5 is a bottom plan view thereof;

FIG. 6 is a rear elevational view thereof; and,

FIG. 7 is a front elevational view thereof.

The broken lines shown on the top surface of the shoe in FIGS. 1-7 represent thread stitching. The broken lines in FIGS. 1-7 on the bottom of the shoe showing a shoe outsole, including cleats form no part of the claimed design.

1 Claim, 4 Drawing Sheets



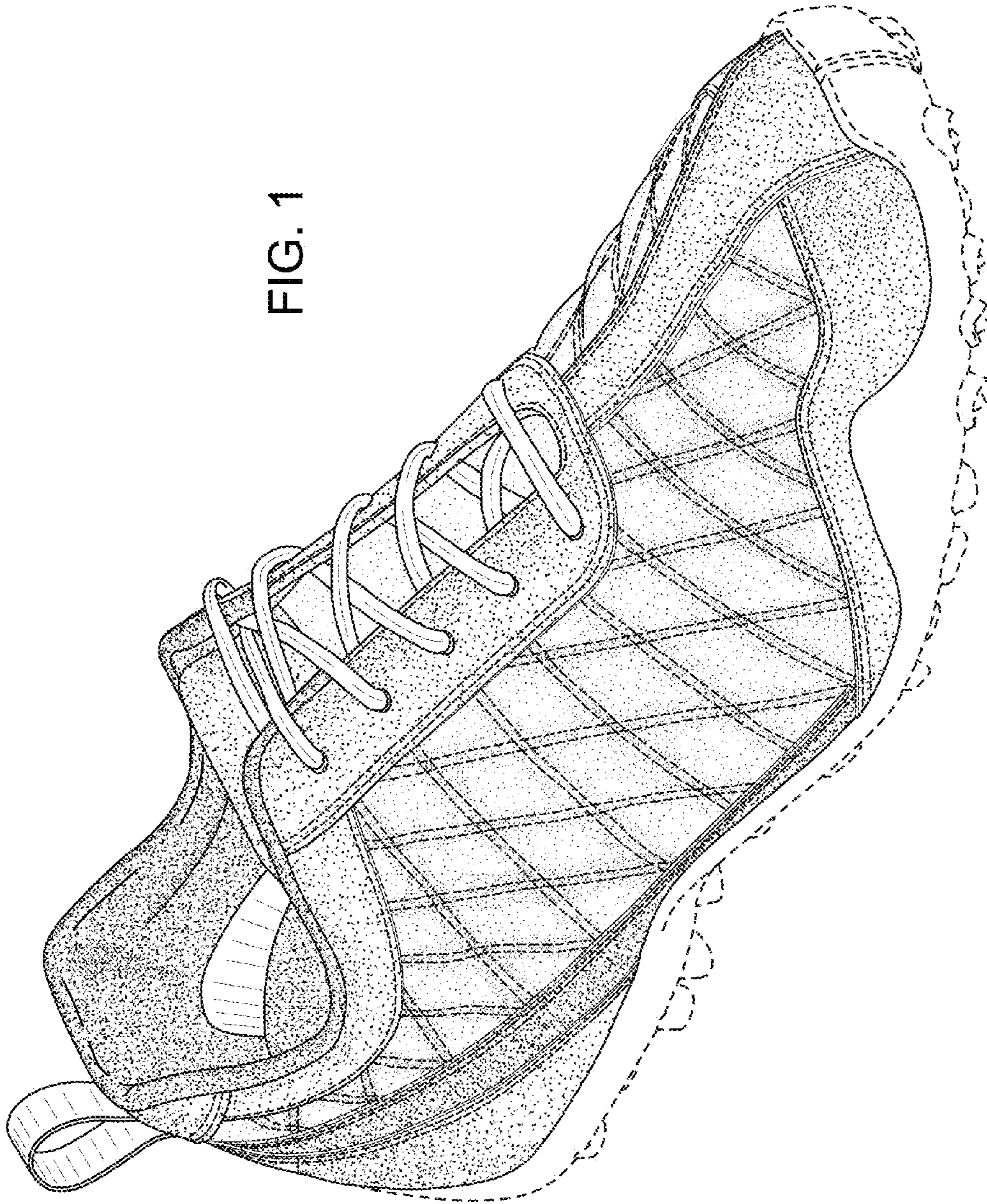


FIG. 1

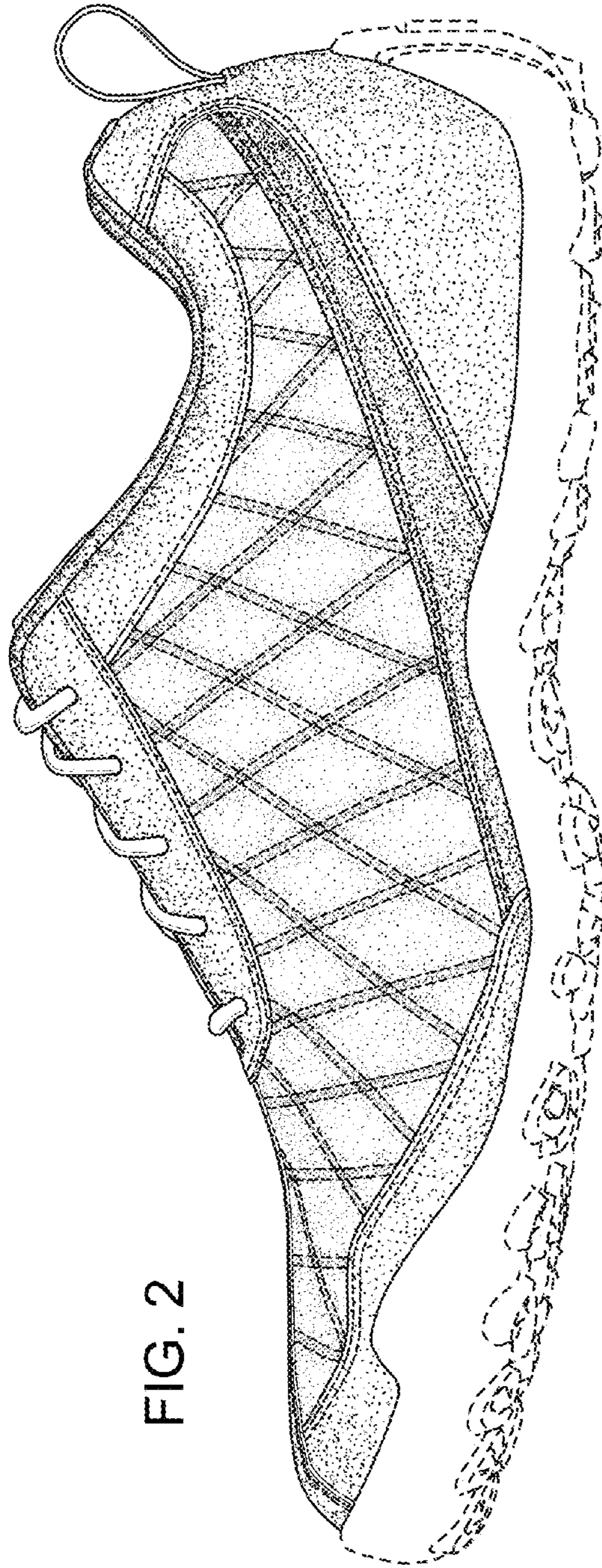


FIG. 2

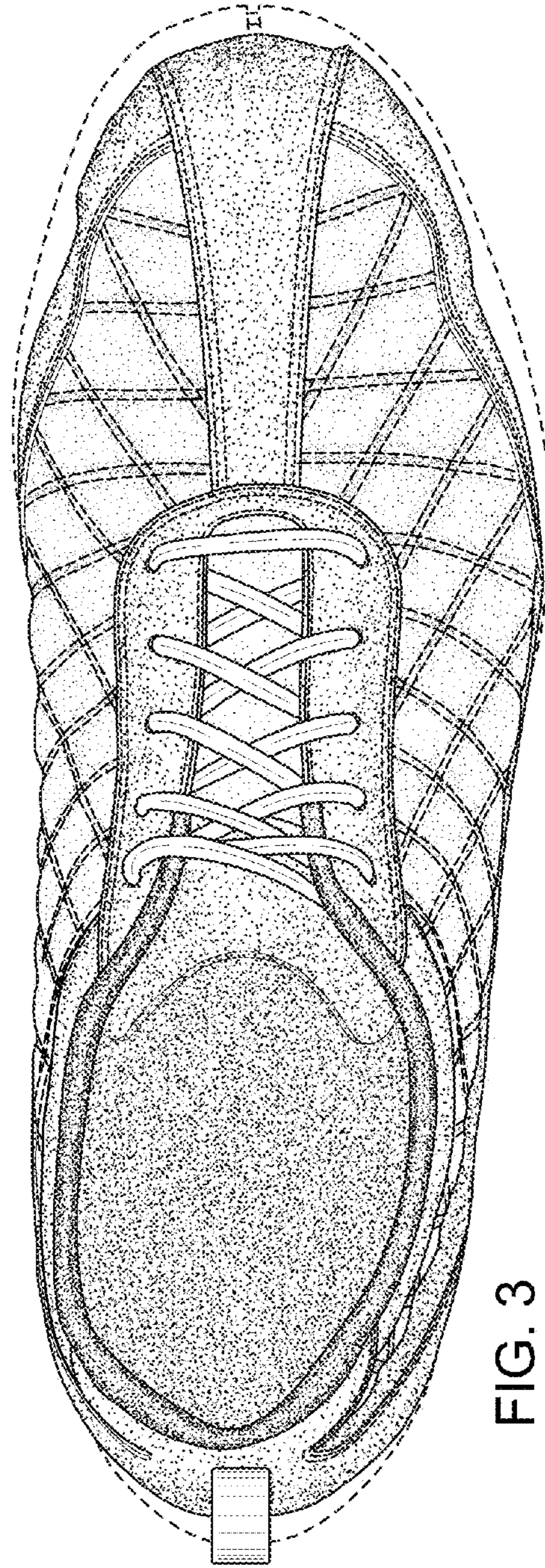


FIG. 3

FIG. 4

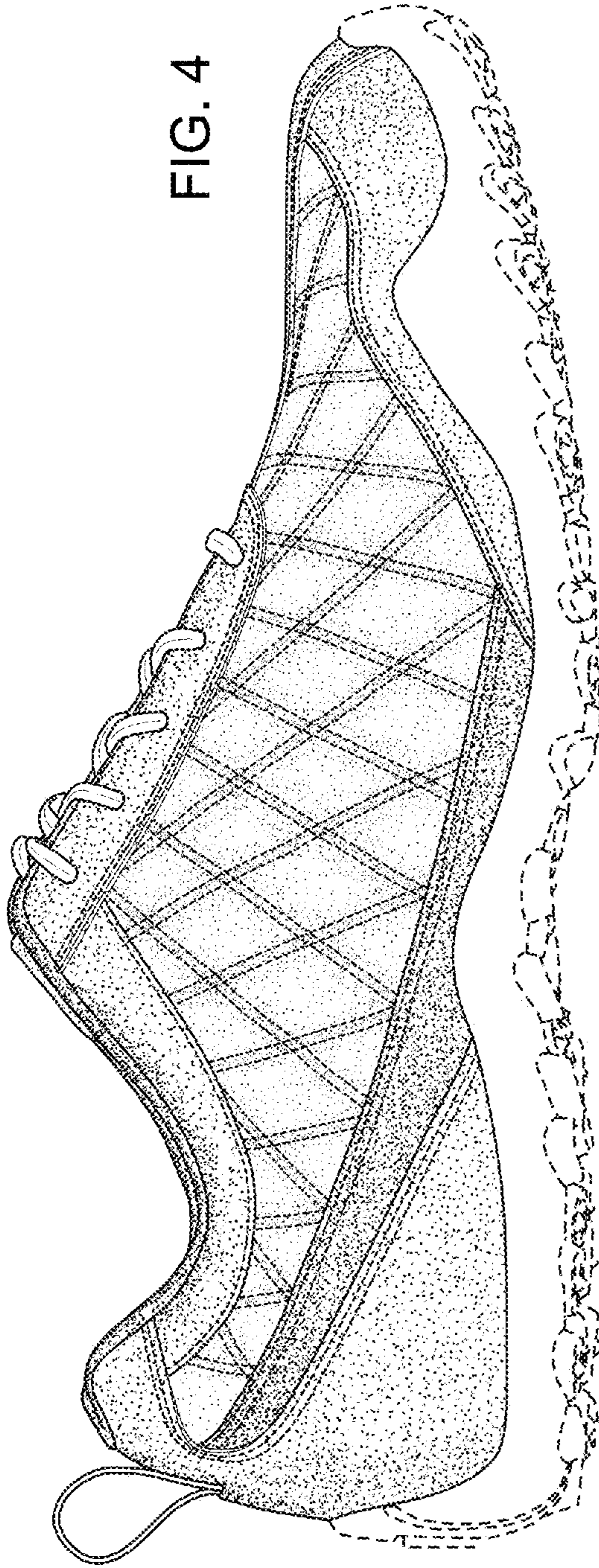
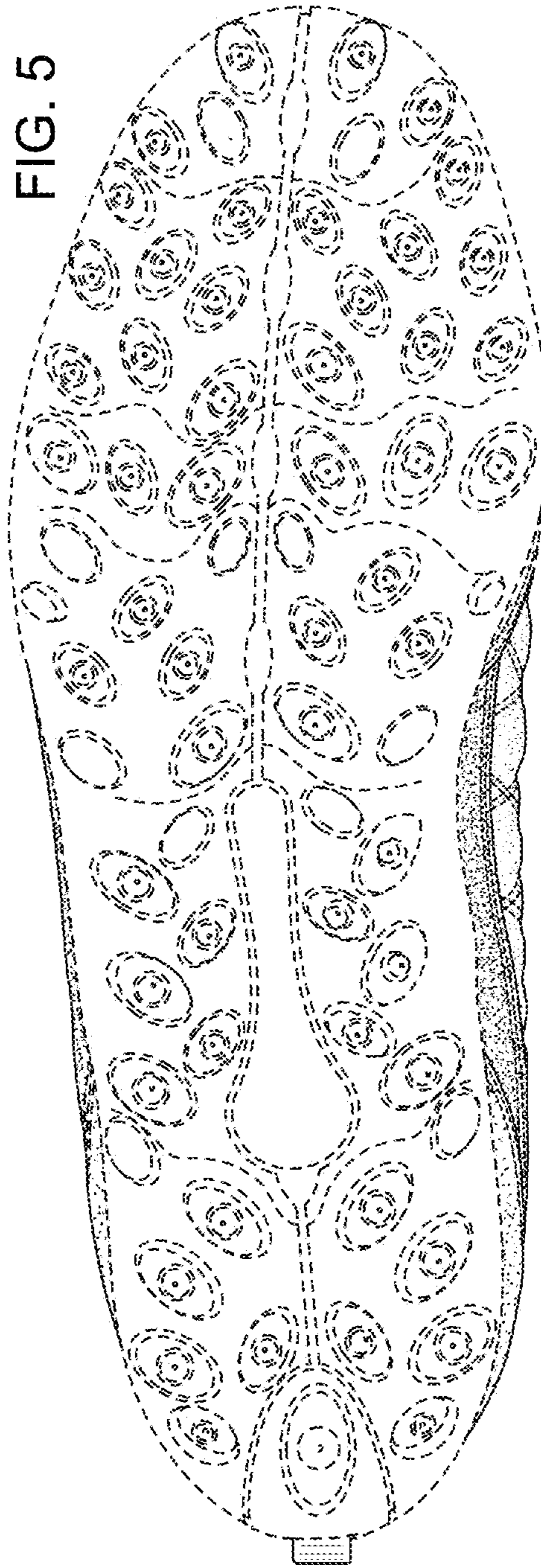


FIG. 5



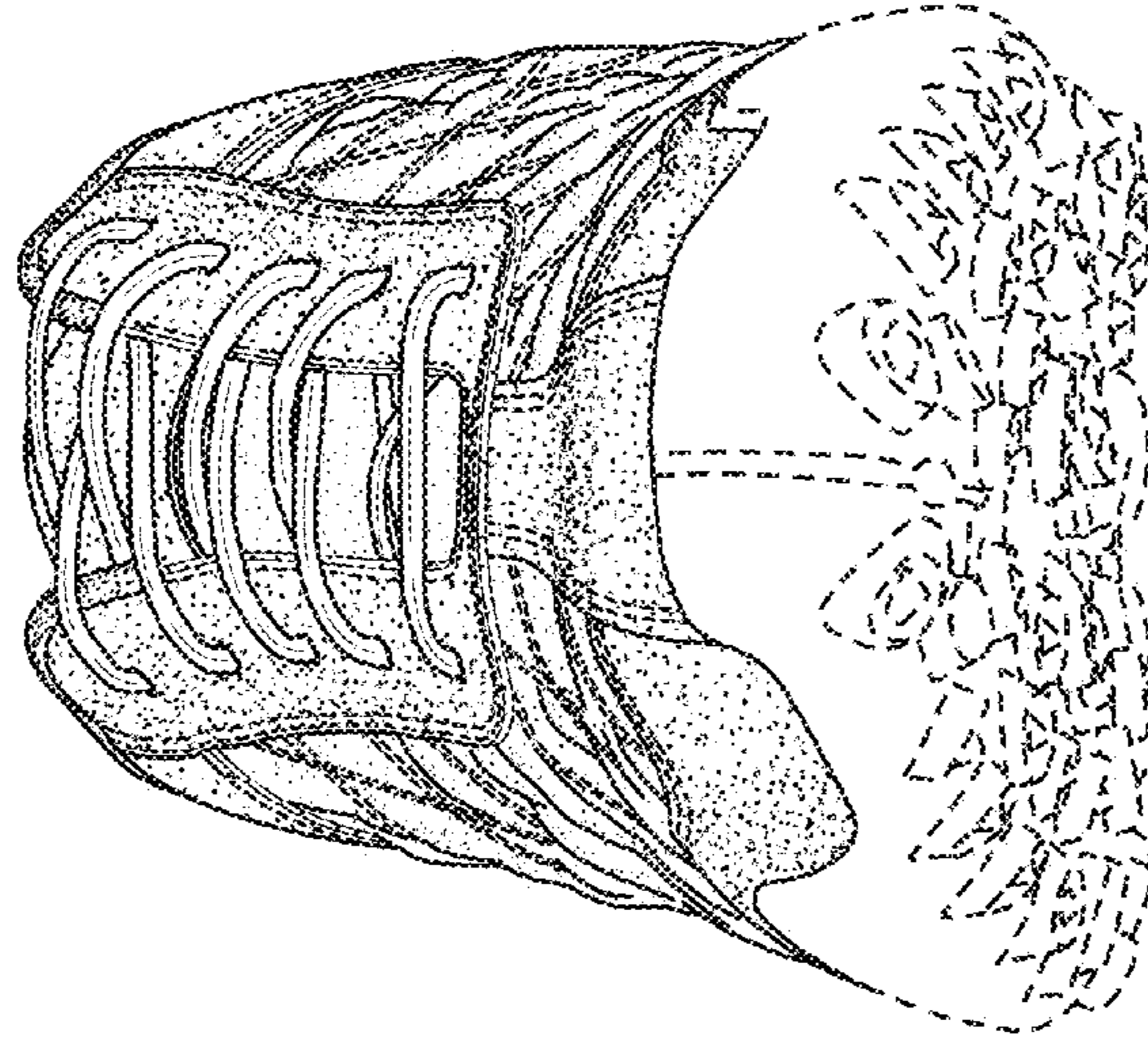


FIG. 7

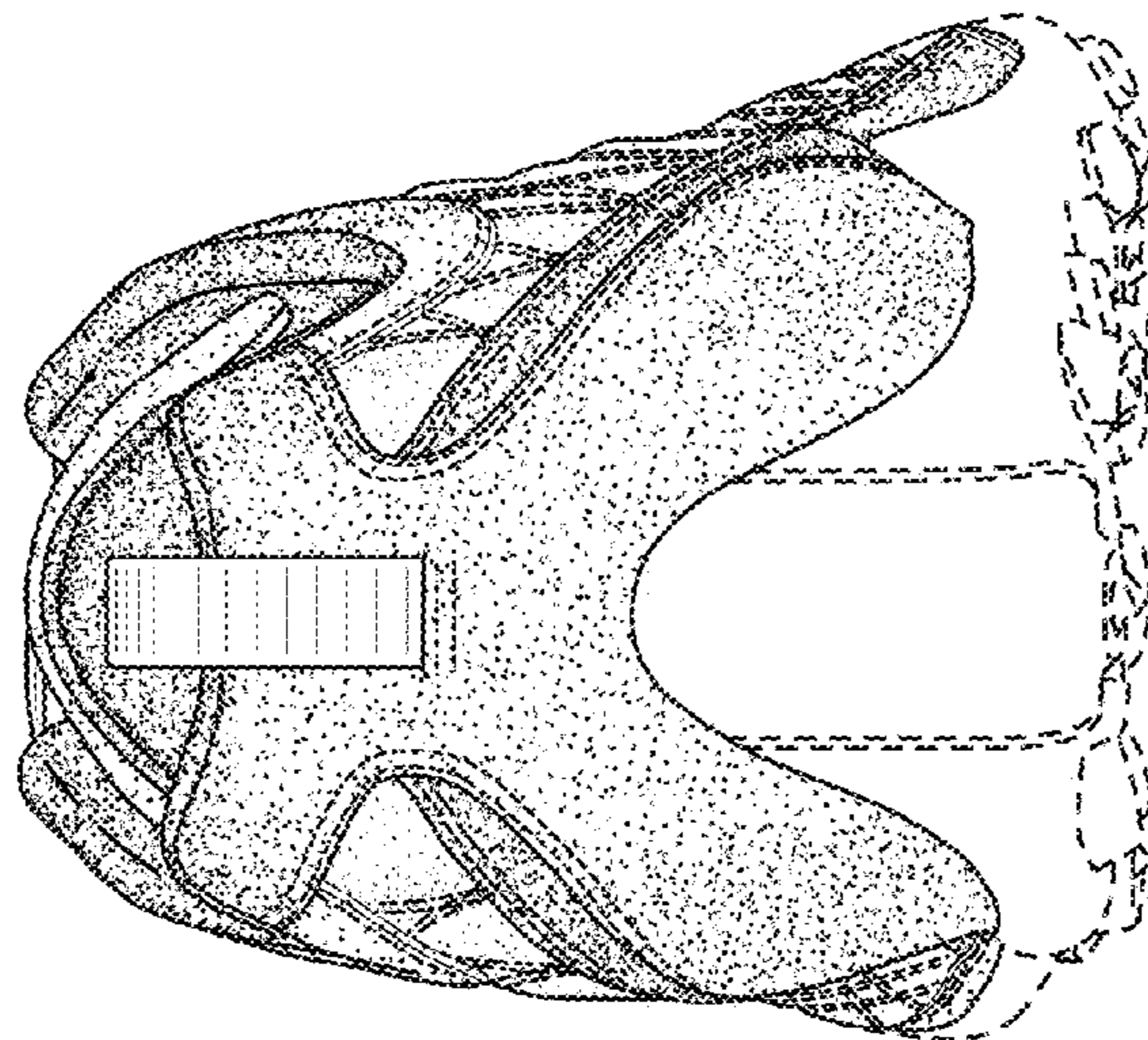


FIG. 6