



US00D722754S

(12) **United States Design Patent**
Vasyli

(10) **Patent No.:** **US D722,754 S**
(45) **Date of Patent:** **** Feb. 24, 2015**

- (54) **SHOE MIDSOLE**
- (71) Applicant: **Phillip J. Vasyli**, Nassau (BS)
- (72) Inventor: **Phillip J. Vasyli**, Nassau (BS)
- (73) Assignee: **VCG Holdings Ltd.**, Nassau (BS)
- (**) Term: **14 Years**
- (21) Appl. No.: **29/469,450**
- (22) Filed: **Oct. 10, 2013**
- (51) **LOC (10) Cl.** **02-04**
- (52) **U.S. Cl.**
USPC **D2/961**
- (58) **Field of Classification Search**
USPC D2/896, 925, 946, 947, 949-951, 961,
D2/968; 36/31, 43, 44, 71, 145, 147, 148,
36/149, 150, 151, 152, 153, 154, 155, 166,
36/169, 173, 174, 180
See application file for complete search history.

- D237,323 S * 10/1975 Inohara D2/954
- D238,219 S * 12/1975 Cohn D2/951
- D262,159 S * 12/1981 Bartneck D2/951
- D443,977 S * 6/2001 Fini D2/972
- D540,016 S * 4/2007 McClaskie D2/958
- D542,515 S * 5/2007 Amado et al. D2/946

* cited by examiner

Primary Examiner — Stella Reid

Assistant Examiner — Janice Lim

(74) *Attorney, Agent, or Firm* — Nina Habib Borders; Reed Smith LLP

(57) **CLAIM**

The ornamental design for a shoe midsole, as shown and described.

DESCRIPTION

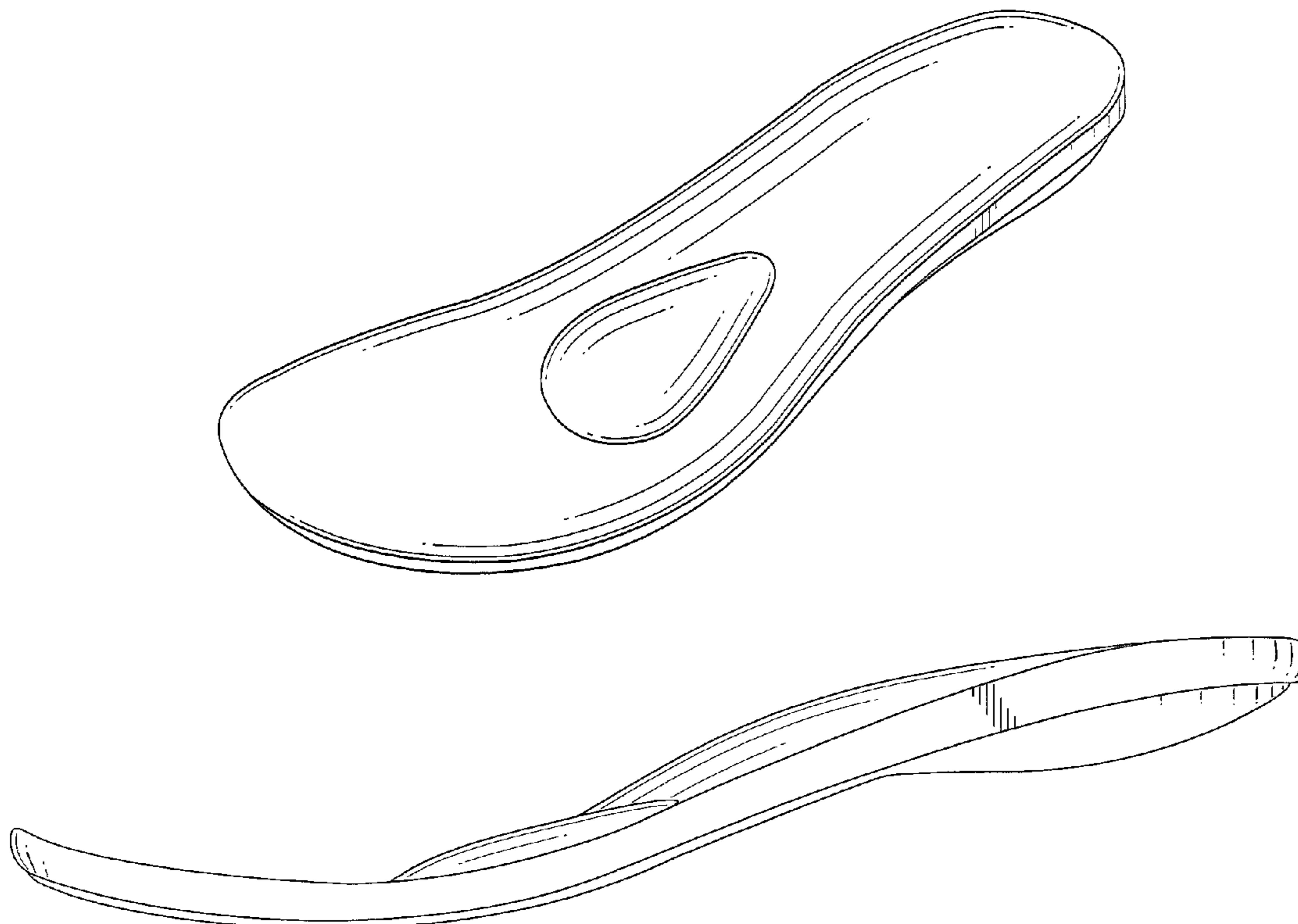
FIG. 1 is a top perspective view of a shoe midsole, showing my new design;
FIG. 2 is a front elevational view thereof;
FIG. 3 is a rear elevational view thereof;
FIG. 4 is a left side elevational view thereof;
FIG. 5 is a right side elevational view thereof;
FIG. 6 is a top plan view thereof; and,
FIG. 7 is a bottom plan view thereof.

1 Claim, 5 Drawing Sheets

(56) **References Cited**

U.S. PATENT DOCUMENTS

- 1,146,899 A * 7/1915 Parmelee 36/180
- 2,088,263 A * 7/1937 Grouven 36/169






FIG. 1




FIG. 2

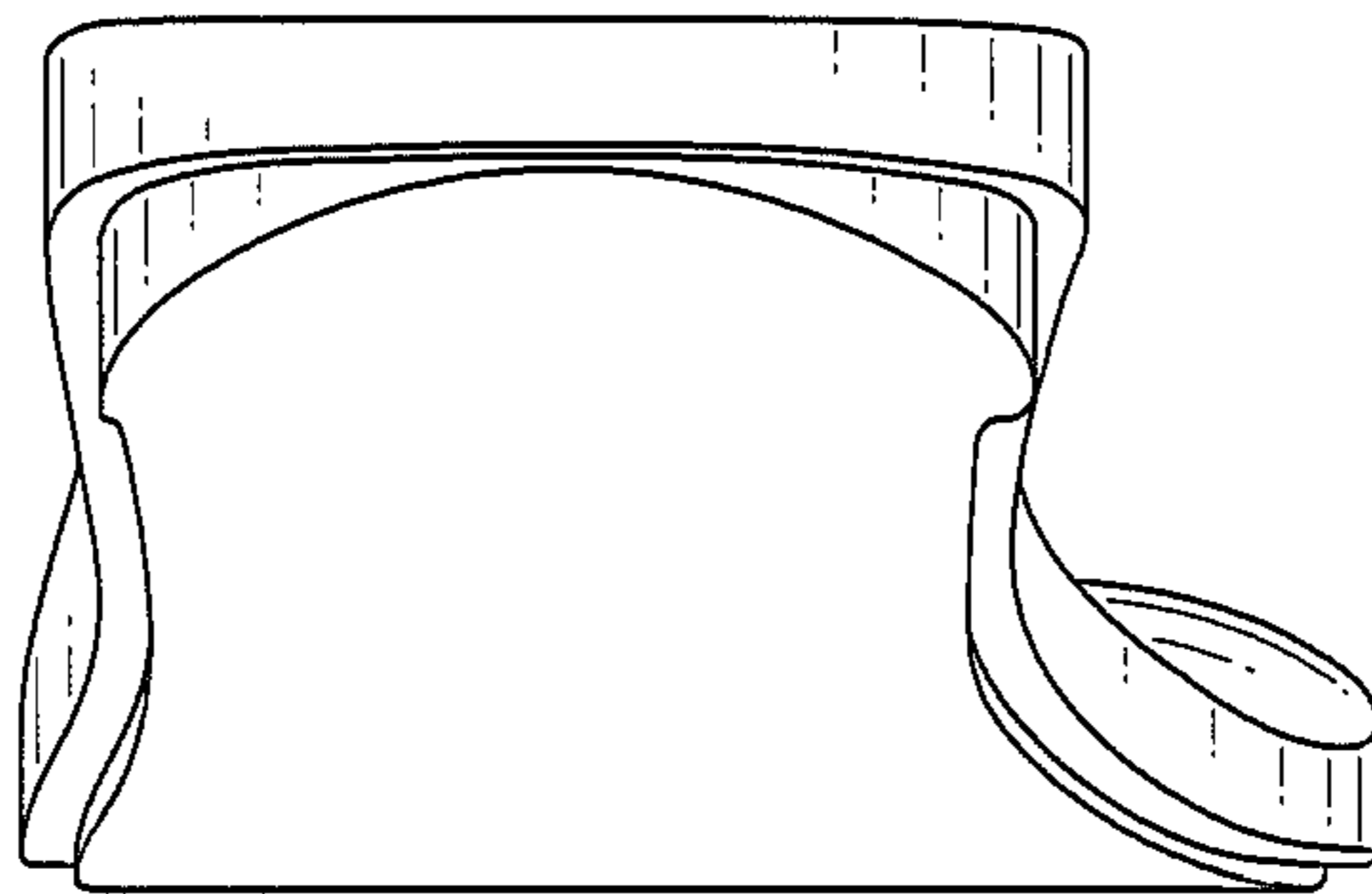


FIG. 3

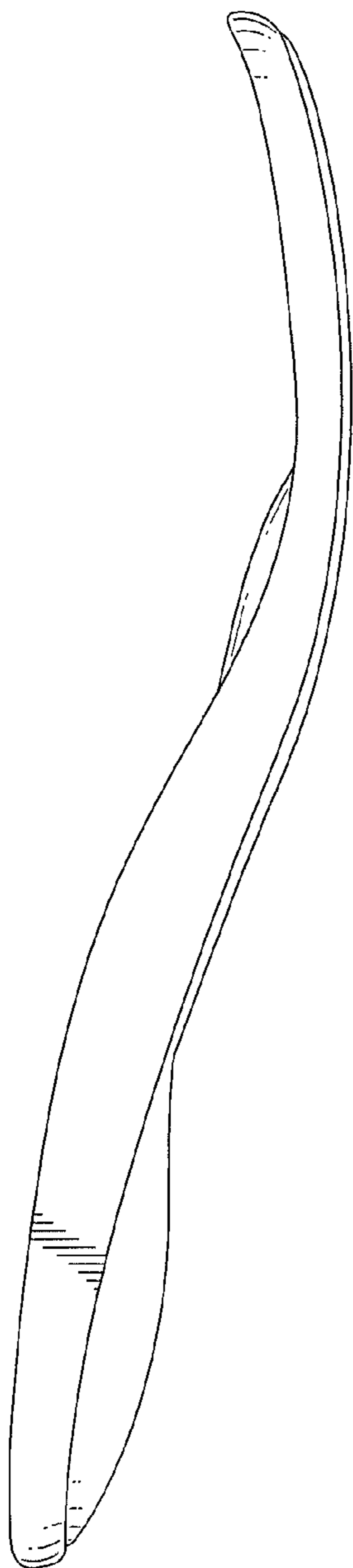


FIG. 4

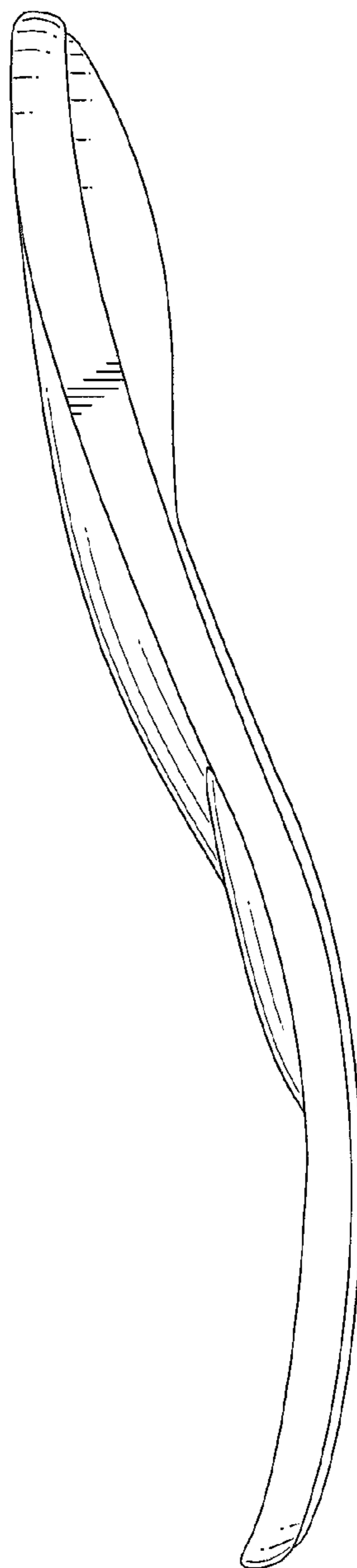


FIG. 5

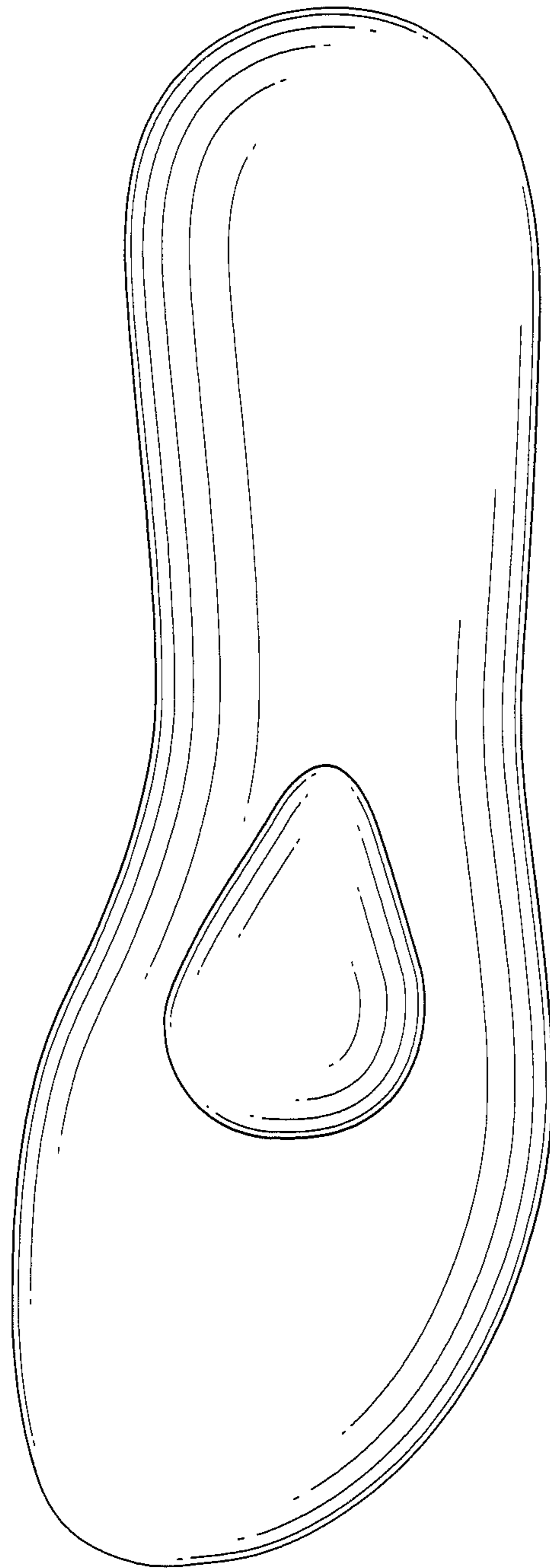


FIG.6

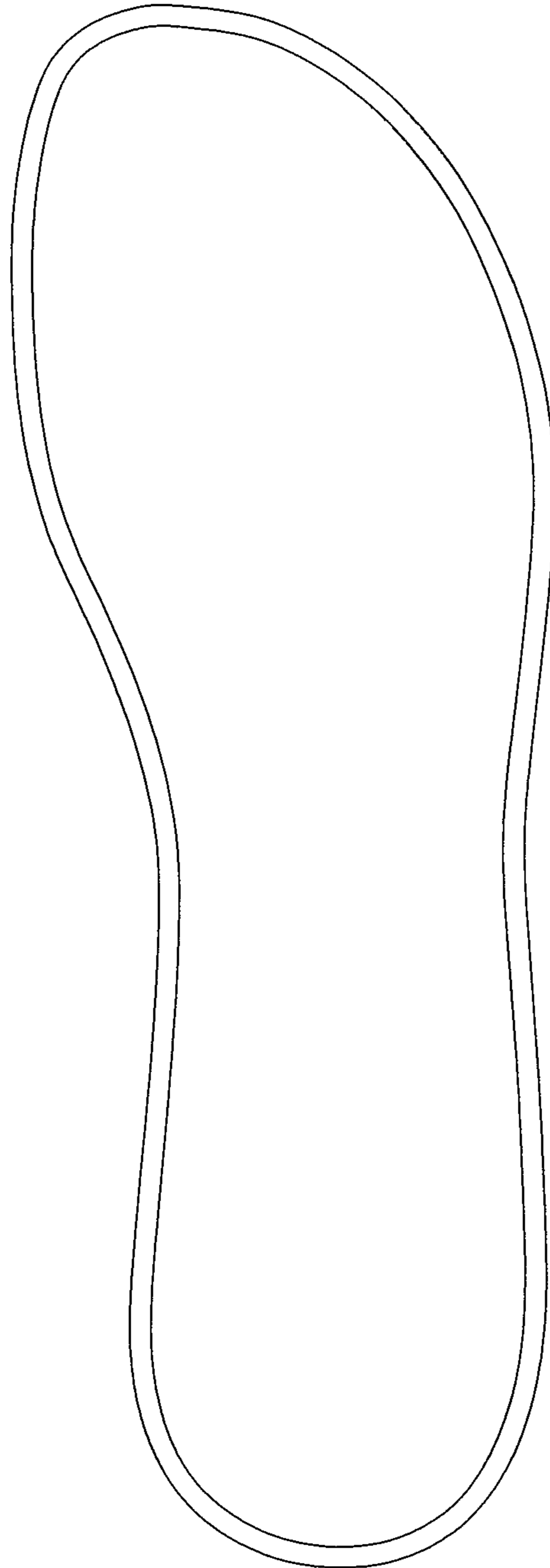


FIG. 7