



US00D722749S

(12) **United States Design Patent**
Svensson et al.

(10) **Patent No.:** **US D722,749 S**
(45) **Date of Patent:** **** Feb. 24, 2015**

(54) **SOLE FOR SKI BOOT**

FOREIGN PATENT DOCUMENTS

(71) Applicants: **John Erik Svensson**, Vashon, WA (US);
Mark S. Williams, Seattle, WA (US)

EP 0 712 587 A1 5/1996
FR 2 336 152 A1 7/1977

(Continued)

(72) Inventors: **John Erik Svensson**, Vashon, WA (US);
Mark S. Williams, Seattle, WA (US)

OTHER PUBLICATIONS

(73) Assignee: **K-2 Corporation**, Seattle, WA (US)

“Cross-Country Skiing,” Wikipedia.org, Jun. 17, 2007, <http://en.wikipedia.org/w/index.php?title=Cross-country_skiing&printable=yes> [retrieved Jun. 20, 2007], 11 pages.

(Continued)

(**) Term: **14 Years**

(21) Appl. No.: **29/435,706**

Primary Examiner — T. Chase Nelson

(22) Filed: **Oct. 26, 2012**

(74) *Attorney, Agent, or Firm* — Christensen O’Connor Johnson Kindness PLLC

(51) **LOC (10) Cl.** **02-04**

(52) **U.S. Cl.**

USPC **D2/951**; D2/947; D2/954

(58) **Field of Classification Search**

USPC D2/902, 906, 908, 916, 918, 925,
D2/946–962, 977; 36/3 B, 22 R, 24.5, 25 R,
36/28, 32 R, 34 R, 59 C, 67 A, 103

See application file for complete search history.

(57) **CLAIM**

The ornamental design for a sole for ski boot, as shown and described.

DESCRIPTION

(56) **References Cited**

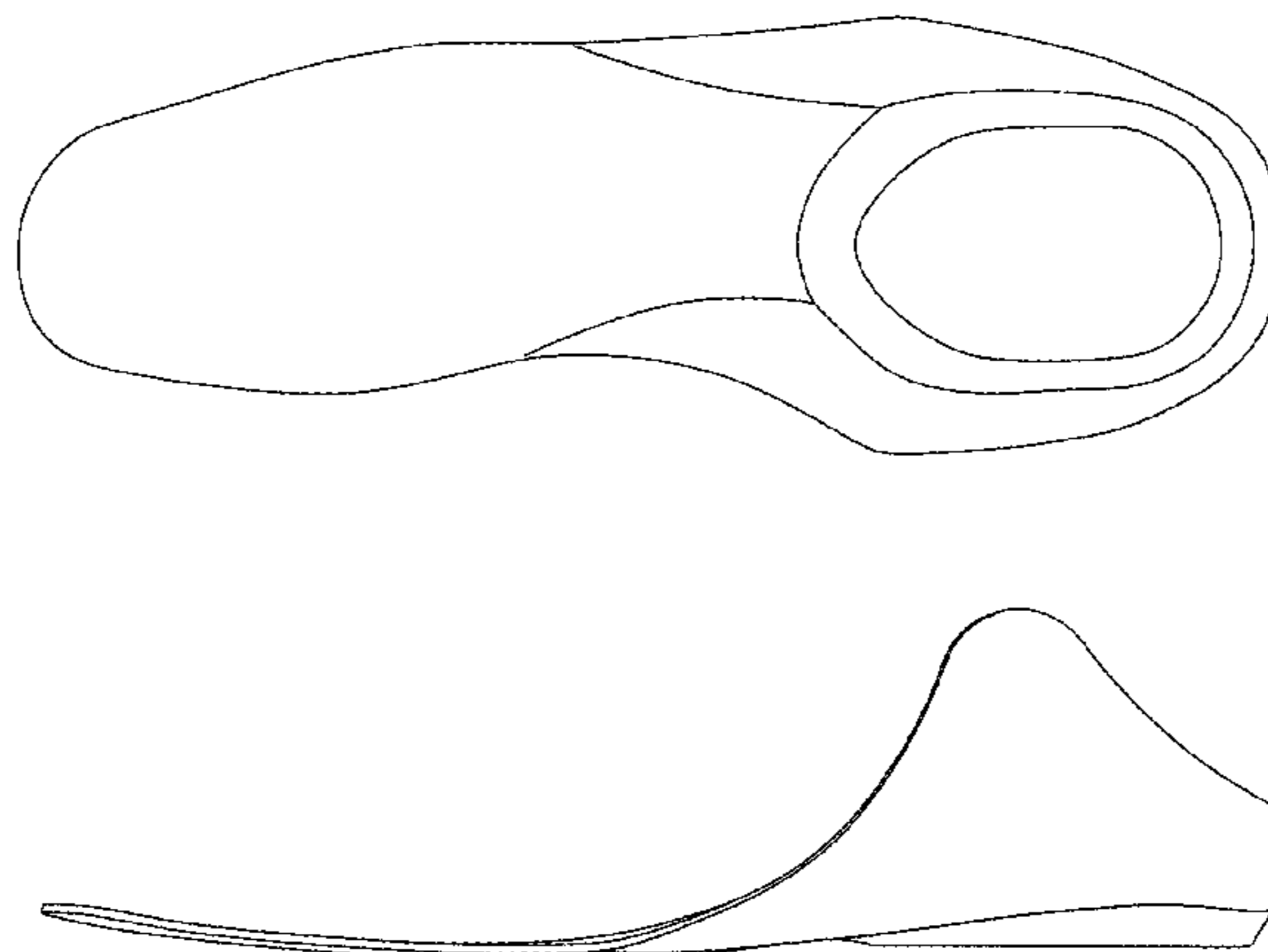
U.S. PATENT DOCUMENTS

4,088,342 A	5/1978	Hausleithner	
4,499,674 A	2/1985	Olivieri	
4,562,653 A	1/1986	Salomon	
4,839,972 A	6/1989	Pack	
5,066,036 A	11/1991	Broughton	
D334,280 S *	3/1993	Teague	D2/977
D334,832 S *	4/1993	Hatfield	D2/977
D357,570 S *	4/1995	Parisotto	D2/904
D390,345 S *	2/1998	Aird et al.	D2/947
5,794,950 A *	8/1998	Svensson et al.	280/11.214
5,797,610 A *	8/1998	Grande et al.	280/11.202
D404,187 S *	1/1999	Meibock et al.	D2/804
D410,692 S *	6/1999	Bailey	D2/904
5,992,861 A	11/1999	Piotrowski	
6,012,726 A *	1/2000	Grande et al.	280/11.231
6,082,744 A	7/2000	Allinger	

(Continued)

FIG. 1 is a left side perspective view of a sole for a ski boot according to the present invention;
FIG. 2 is an inverted right side perspective view of the sole for a ski boot shown in FIG. 1;
FIG. 3 is a top view of the sole for a ski boot shown in FIG. 1;
FIG. 4 is a bottom view of the sole for a ski boot shown in FIG. 1;
FIG. 5 is a right side view of the sole for a ski boot shown in FIG. 1;
FIG. 6 is a left side view of the sole for a ski boot shown in FIG. 1;
FIG. 7 is a front view of the sole for a ski boot shown in FIG. 1; and,
FIG. 8 is a rear view of the sole for a ski boot shown in FIG. 1.

1 Claim, 5 Drawing Sheets



(56)

References Cited

U.S. PATENT DOCUMENTS

6,168,184 B1 1/2001 Simonetti
 6,202,326 B1 3/2001 Hauglin
 6,499,748 B2 * 12/2002 Meibock et al. 280/11.221
 D475,111 S * 5/2003 Bennett D21/764
 6,685,213 B2 2/2004 Hauglin
 6,971,652 B2 12/2005 Bobbert
 D549,932 S * 9/2007 Rohwer-Kahlmann D2/904
 D695,506 S * 12/2013 Faux et al. D2/961
 D696,003 S * 12/2013 Behar D2/947
 D708,828 S * 7/2014 Avar et al. D2/947
 2004/0007836 A1 * 1/2004 Sauter et al. 280/11.221
 2004/0207164 A1 * 10/2004 Meibock et al. 280/11.221
 2005/0280221 A1 12/2005 Haugen
 2005/0280222 A1 12/2005 Sauter
 2009/0094862 A1 * 4/2009 Krauss 36/92
 2012/0066939 A1 * 3/2012 Codega 36/59 C
 2012/0151801 A1 6/2012 Miette

FOREIGN PATENT DOCUMENTS

FR 2 358 117 A1 2/1978
 WO 99/21625 A1 5/1999
 WO 02/052969 A1 7/2002

OTHER PUBLICATIONS

Hale, P., "NIS: A Revolution in Nordic Bindings," Skinny Skis C-Corp, Jan. 17, 2006, <<http://www.skinnyskis.com/article.aspx?id=10003>> [retrieved Jun. 20, 2007], 3 pages.
 Muha, M., "Nordic Integrated System," NordicSkiRacer.com, Jan. 26, 2005, <<http://www.nordicskiracer.com/Equipment/2005/NIS/NIS.asp>> [retrieved Jun. 20, 2007], 5 pages.
 "NIS—Nordic Integrated System," Madshus, n. d., <<http://www.madshus.com/mhtemplates/Page.aspx?id=332>> [retrieved Jun. 20, 2007], 2 pages.
 Svensson, J.E., "Ski Boot," U.S. Appl. No. 13/316,408, filed Dec. 9, 2011.

* cited by examiner



Fig. 1.




Fig. 2.

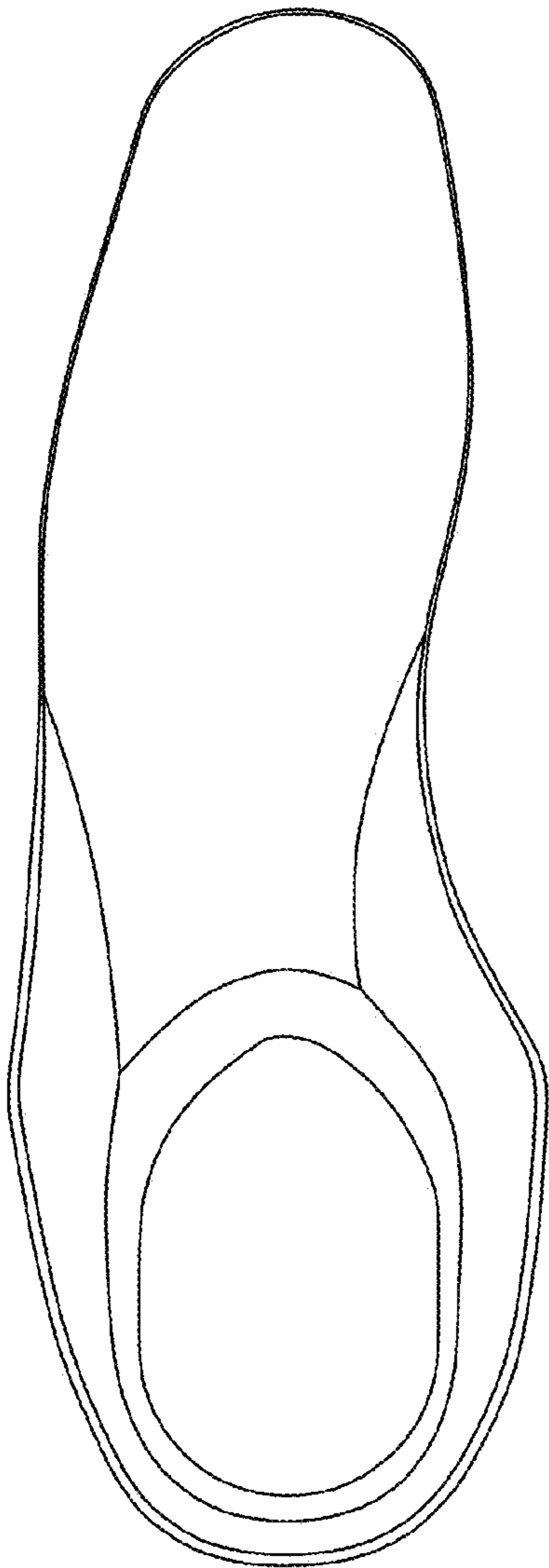


Fig. 3.

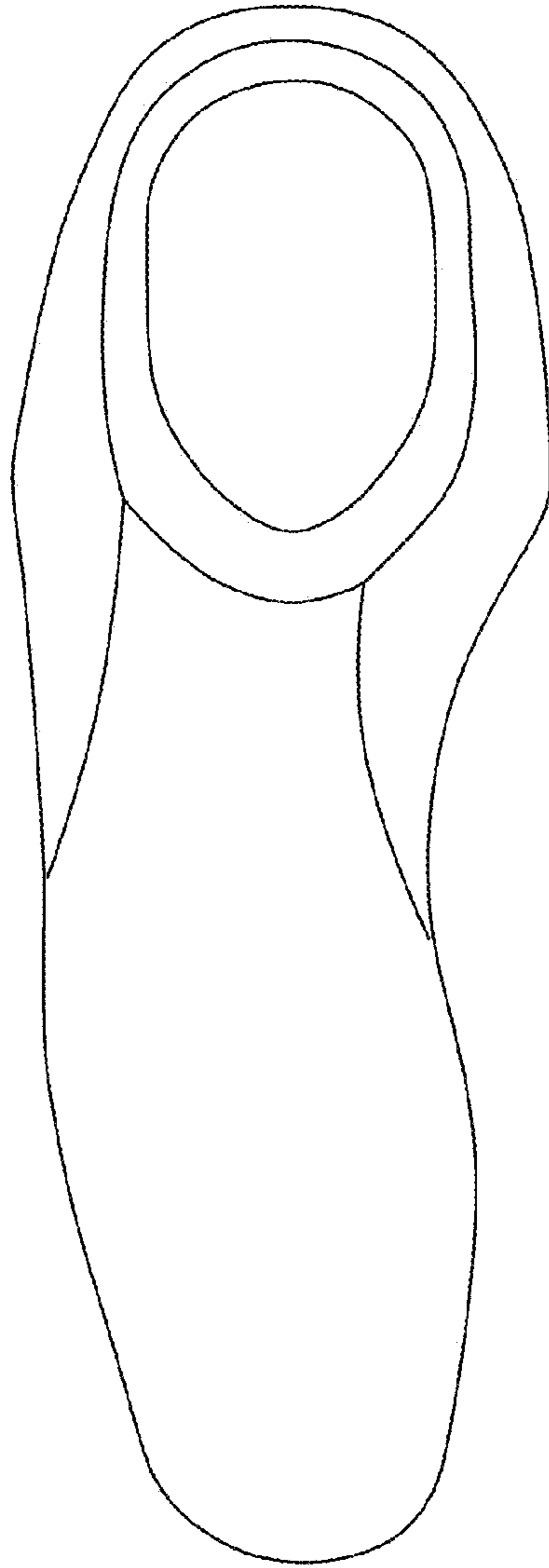


Fig. 4.



Fig. 5.




Fig. 6.




Fig. 7.

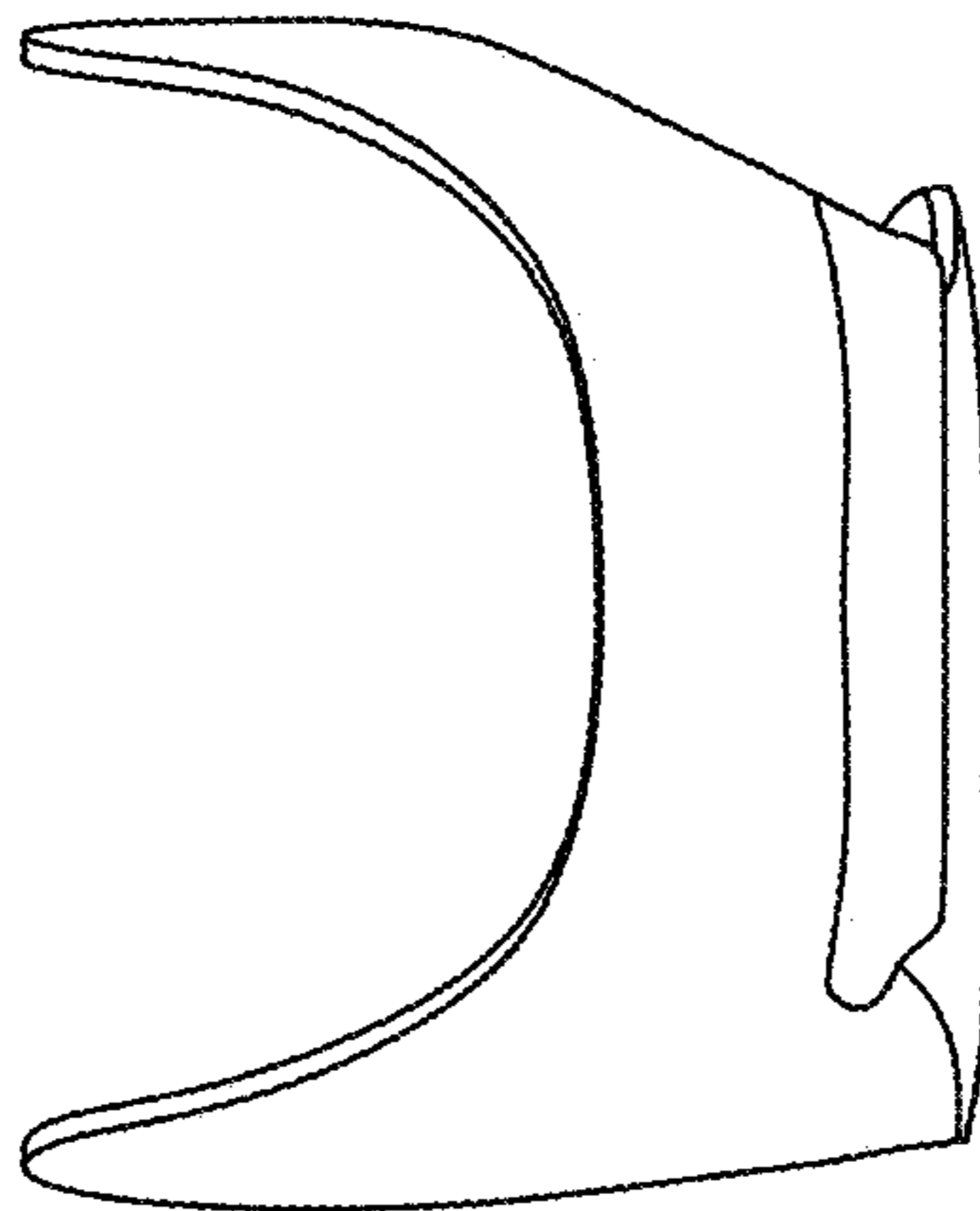


Fig. 8.