



US00D722733S

(12) **United States Design Patent**
Kim et al.

(10) **Patent No.:** **US D722,733 S**
(45) **Date of Patent:** **** Feb. 17, 2015**

(54) **DRUM FOR WASHING MACHINE**
(71) Applicant: **Samsung Electronics Co., Ltd.**,
Suwon-Si, Gyeonggi-Do (KR)
(72) Inventors: **In Hee Kim**, Seoul (KR); **Changae Lim**,
Seoul (KR); **Jiwon Hwang**, Seoul (KR)
(73) Assignee: **Samsung Electronics Co., Ltd.**,
Gyeonggi-do (KR)

8,256,248 B2 * 9/2012 Jeong et al. 68/142
8,266,931 B2 * 9/2012 Park et al. 68/142
D668,826 S * 10/2012 An et al. D32/29
D674,157 S * 1/2013 Taewan et al. D32/29
D683,092 S * 5/2013 Taewan et al. D32/29
8,438,883 B2 * 5/2013 Park et al. 68/142
8,627,691 B2 * 1/2014 Jeong et al. 68/142
2009/0165506 A1 * 7/2009 Marquina et al. 68/142
2011/0023557 A1 * 2/2011 Borque Marquina et al. .. 68/142
2012/0024022 A1 * 2/2012 Geyer 68/212

* cited by examiner

(**) Term: **14 Years**
(21) Appl. No.: **29/453,490**
(22) Filed: **Apr. 30, 2013**

Primary Examiner — T. Chase Nelson
(74) *Attorney, Agent, or Firm* — Harness, Dickey & Pierce

(30) **Foreign Application Priority Data**
Oct. 31, 2012 (KR) 30-2012-0052002
(51) **LOC (10) Cl.** **15-05**
(52) **U.S. Cl.**
USPC **D32/29**
(58) **Field of Classification Search**
USPC D32/1, 25, 29; 68/3 R, 5 R, 12.01, 12.08,
68/24, 58, 212, 142; 34/58, 108, 130, 132
See application file for complete search history.

(57) **CLAIM**
The ornamental design for a drum for washing machine, as shown and described.

(56) **References Cited**
U.S. PATENT DOCUMENTS
6,334,341 B1 * 1/2002 Hellhake et al. 68/124
D556,404 S * 11/2007 Park et al. D32/25
8,047,025 B2 * 11/2011 Borque Marquina et al. .. 68/142

DESCRIPTION

FIG. 1 is the front/right-side/top perspective view of a drum for washing machine showing our new design;
FIG. 2 is the front elevational view thereof;
FIG. 3 is the rear elevational view thereof;
FIG. 4 is the left-side elevational view thereof;
FIG. 5 is the right-side elevational view thereof;
FIG. 6 is the top plan view thereof;
FIG. 7 is the bottom plan view thereof; and,
FIG. 8 is the enlarged partial view of the encircled portion 8 of FIG. 1.
The broken lines showing details in FIG. 2 and FIG. 3 are included for the purpose of showing environmental portions of the drum for washing machine and forms no part of the claimed design.

1 Claim, 8 Drawing Sheets

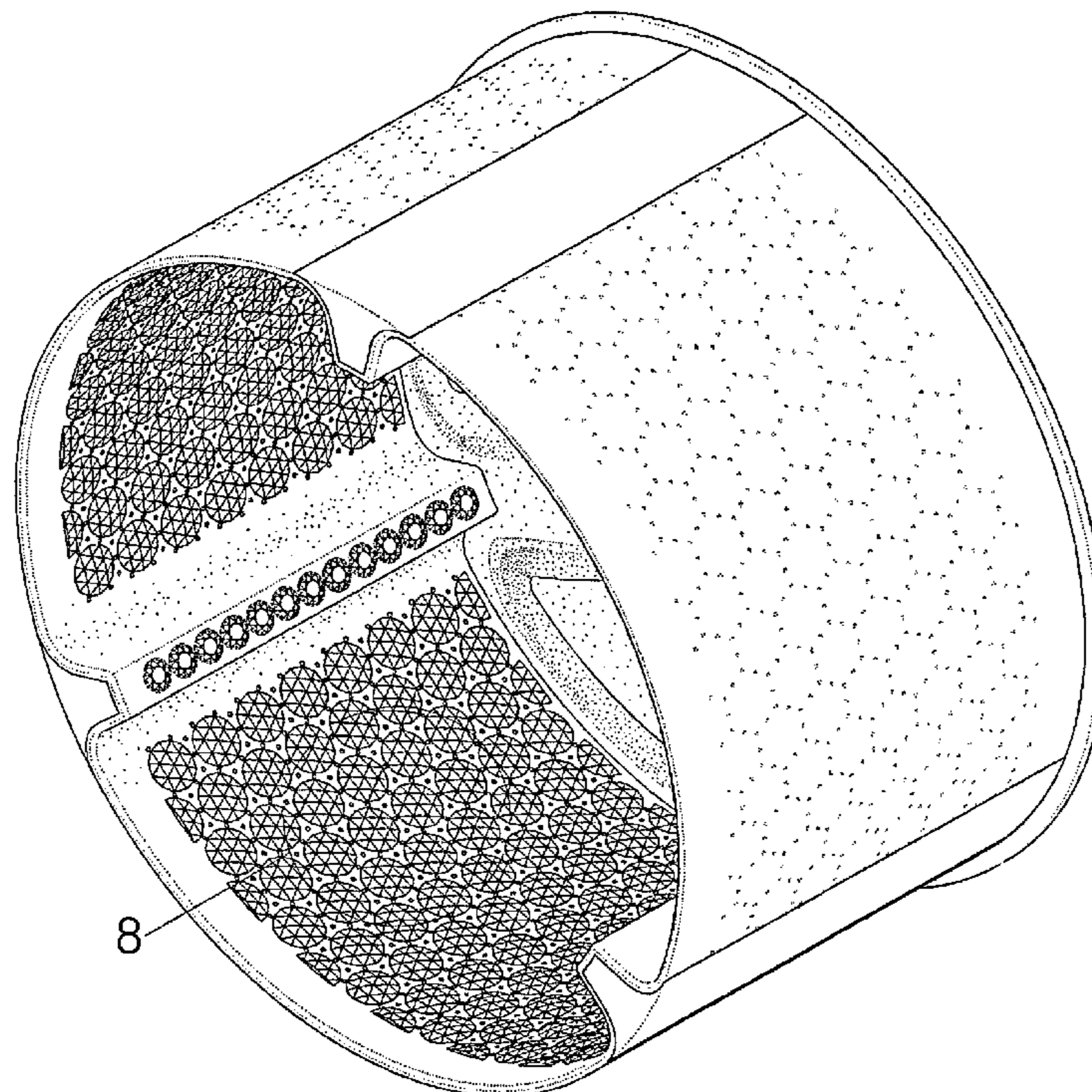


FIG. 1

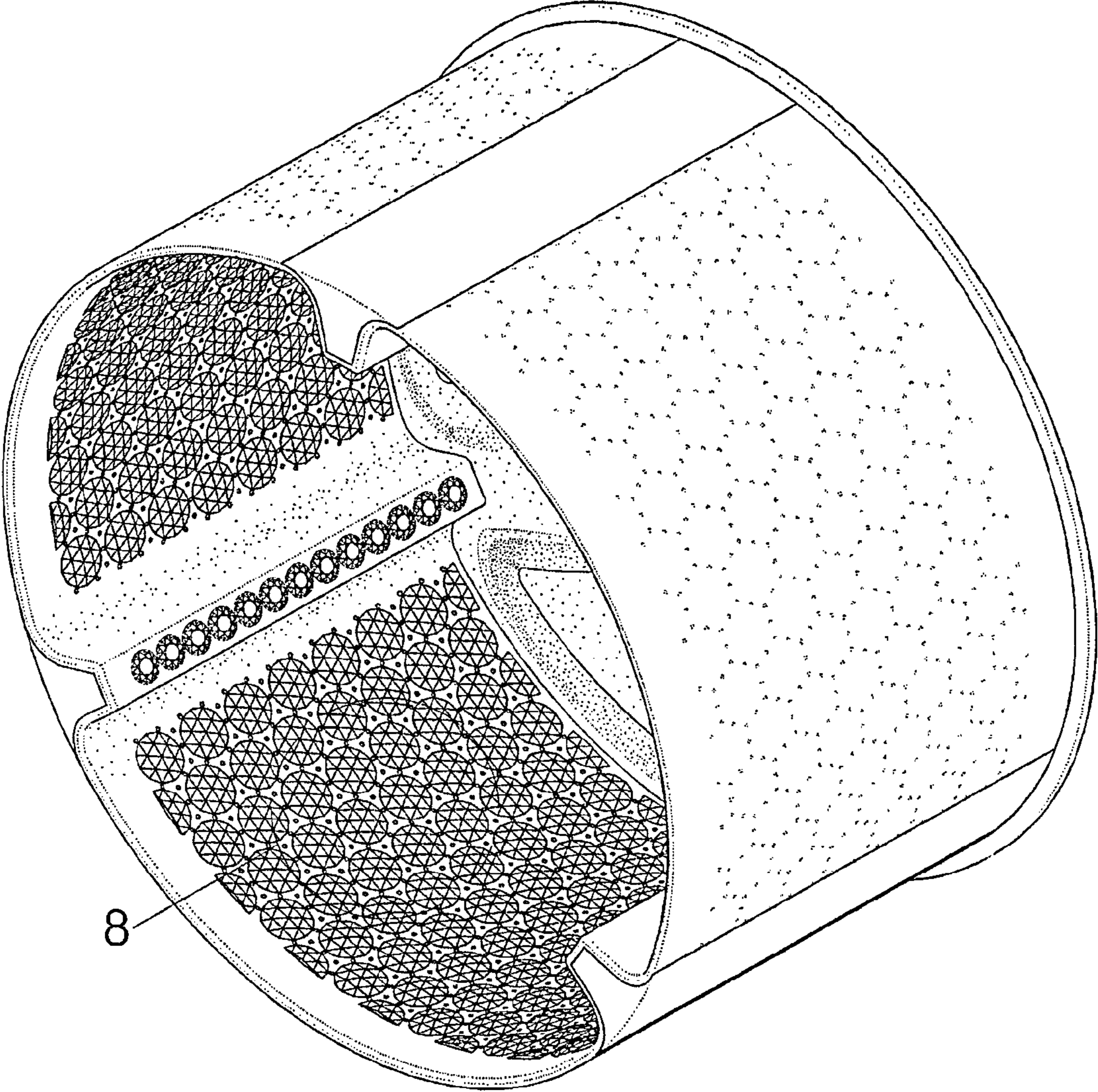


FIG.2

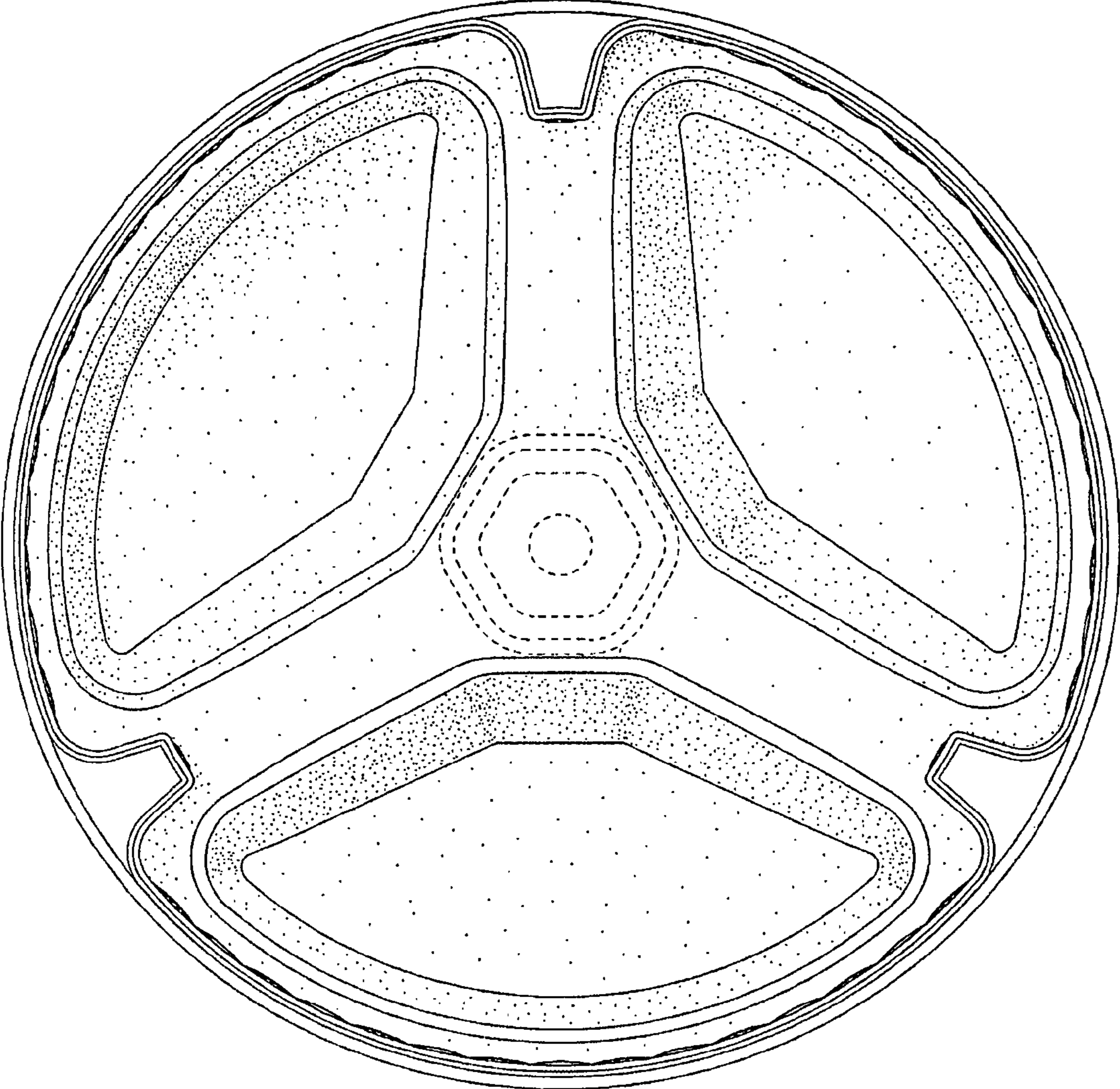


FIG.3

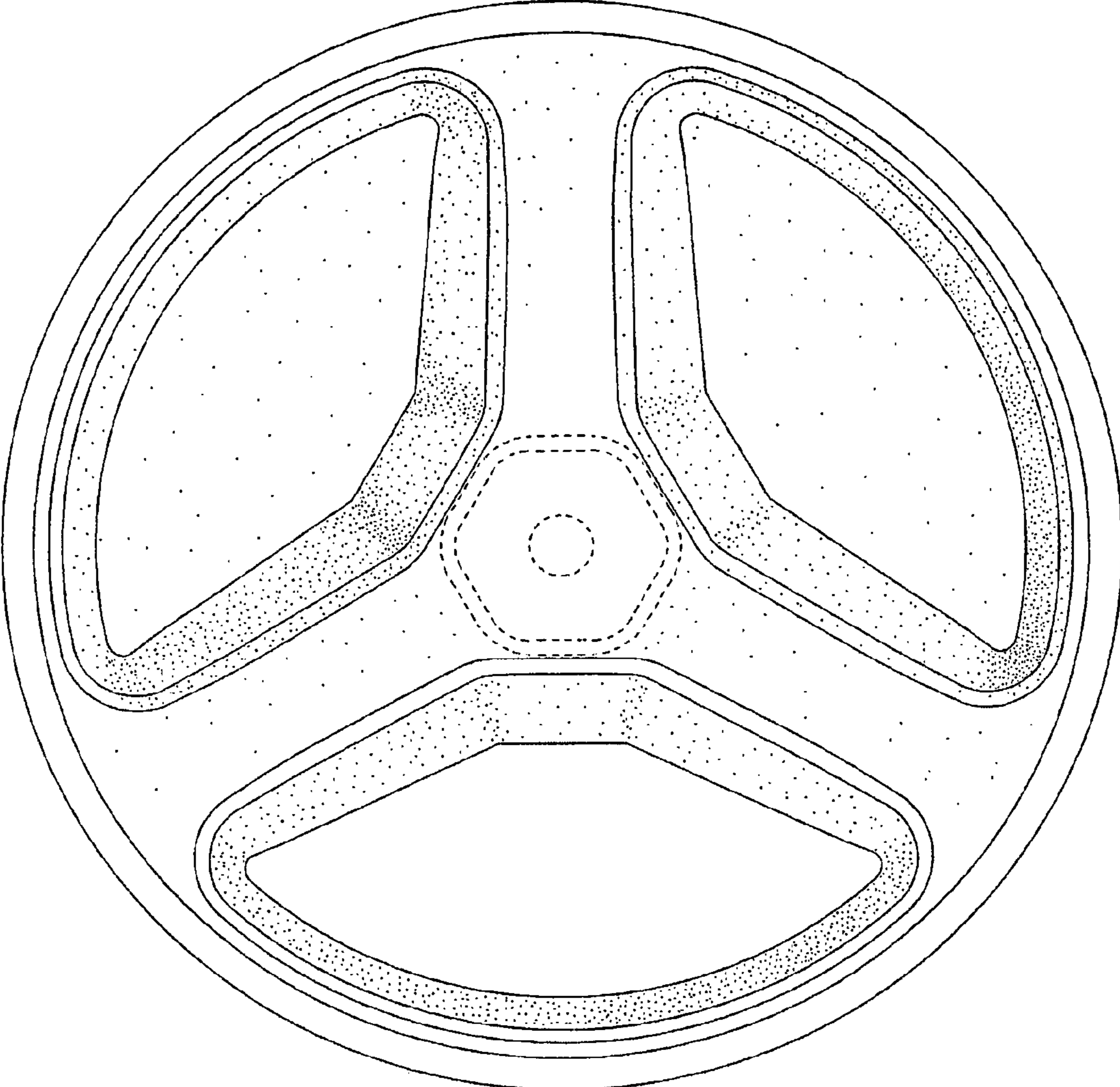


FIG.4




FIG.5




FIG.6

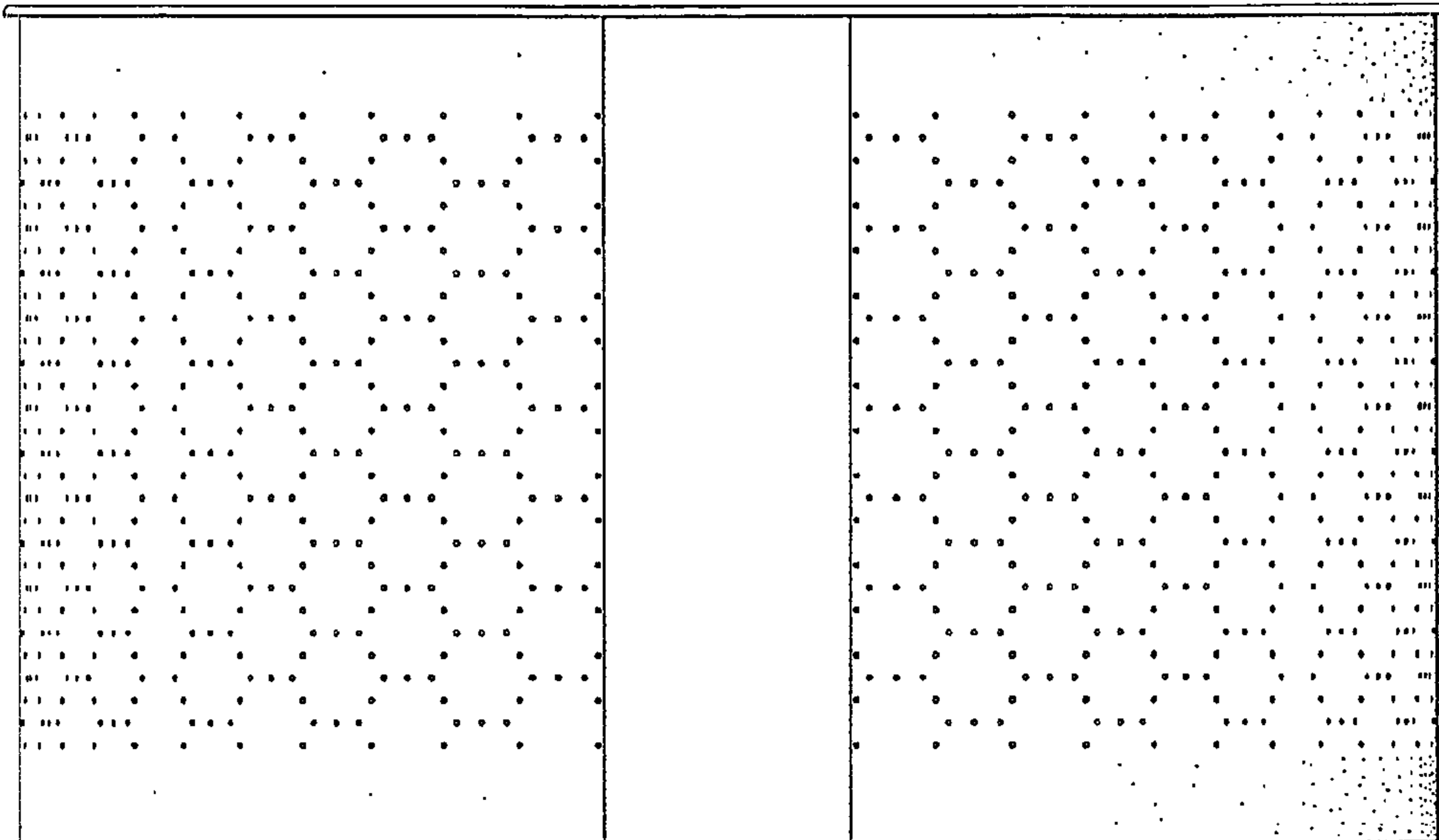


FIG.7




FIG.8

