



US00D722715S

(12) **United States Design Patent**
Biegler et al.

(10) **Patent No.:** **US D722,715 S**

(45) **Date of Patent:** **** Feb. 17, 2015**

(54) **LIGHT**

(71) Applicant: **GloWorm Ventures, LLC**, Columbus, OH (US)

(72) Inventors: **Steven C. Biegler**, Columbus, OH (US);
Steve Funk, Grove City, OH (US);
Martin J. Beck, Delaware, OH (US);
Joshua M. Broehl, Worthington, OH (US);
Davina R. Beck, Delaware, OH (US);
Edwin L. Beck, Delaware, OH (US)

(73) Assignee: **GloWorm Ventures, LLC**, Columbus, OH (US)

(**) Term: **14 Years**

(21) Appl. No.: **29/455,557**

(22) Filed: **May 22, 2013**

(51) **LOC (10) Cl.** **26-02**

(52) **U.S. Cl.**
USPC **D26/37**

(58) **Field of Classification Search**
USPC D26/37, 38, 40, 41, 44, 45, 46, 49, 25;
362/157, 158, 183, 184, 171-174,
362/194-196, 200-208, 363, 407;
D11/121, 130; D10/107; D12/317, 168
See application file for complete search history.

(56) **References Cited**

U.S. PATENT DOCUMENTS

| | | | | |
|--------------|---------|-----------------|-------|-----------|
| D246,095 S * | 10/1977 | Eby et al. | | D10/107 |
| D334,726 S * | 4/1993 | Homsher | | D11/121 |
| D364,595 S * | 11/1995 | Doyle | | D12/168 |
| D366,005 S * | 1/1996 | Beyer-Olsen | | D10/107 |
| D373,552 S * | 9/1996 | Lownsbury | | D11/121 |
| D411,322 S * | 6/1999 | Suzuki | | D26/37 |
| D417,164 S * | 11/1999 | Sandoval et al. | | D10/106.4 |
| D448,102 S * | 9/2001 | Campman | | D26/41 |

| | | | | |
|--------------|---------|------------------|-------|---------|
| D464,454 S * | 10/2002 | Suzuki et al. | | D26/40 |
| D478,681 S * | 8/2003 | Newcomb | | D26/4 |
| D499,350 S * | 12/2004 | Robichaud | | D10/107 |
| D525,740 S * | 7/2006 | Parker | | D26/104 |
| D542,453 S * | 5/2007 | Osiecki et al. | | D26/60 |
| D545,974 S * | 7/2007 | Nan | | D24/211 |
| D553,274 S * | 10/2007 | Hill et al. | | D26/37 |
| D563,593 S * | 3/2008 | Audrito | | D26/94 |
| D565,766 S * | 4/2008 | Shiu | | D26/40 |
| D574,527 S * | 8/2008 | Squires et al. | | D26/37 |
| D576,323 S * | 9/2008 | Cienfuegos | | D26/37 |
| D576,755 S * | 9/2008 | Witte | | D26/37 |
| D596,769 S * | 7/2009 | Liu | | D26/37 |
| D603,291 S * | 11/2009 | Wessling | | D11/121 |
| D605,321 S * | 12/2009 | Schupp | | D26/40 |
| D616,125 S * | 5/2010 | Kang et al. | | D26/37 |
| D617,925 S * | 6/2010 | Coushaine et al. | | D26/37 |
| D639,465 S * | 6/2011 | Abernethy et al. | | D26/24 |
| D649,271 S * | 11/2011 | Crawford et al. | | D26/37 |

(Continued)

Primary Examiner — Ian Simmons

Assistant Examiner — Carissa C Fitts

(74) *Attorney, Agent, or Firm* — Jason H. Foster;
Kremblas & Foster

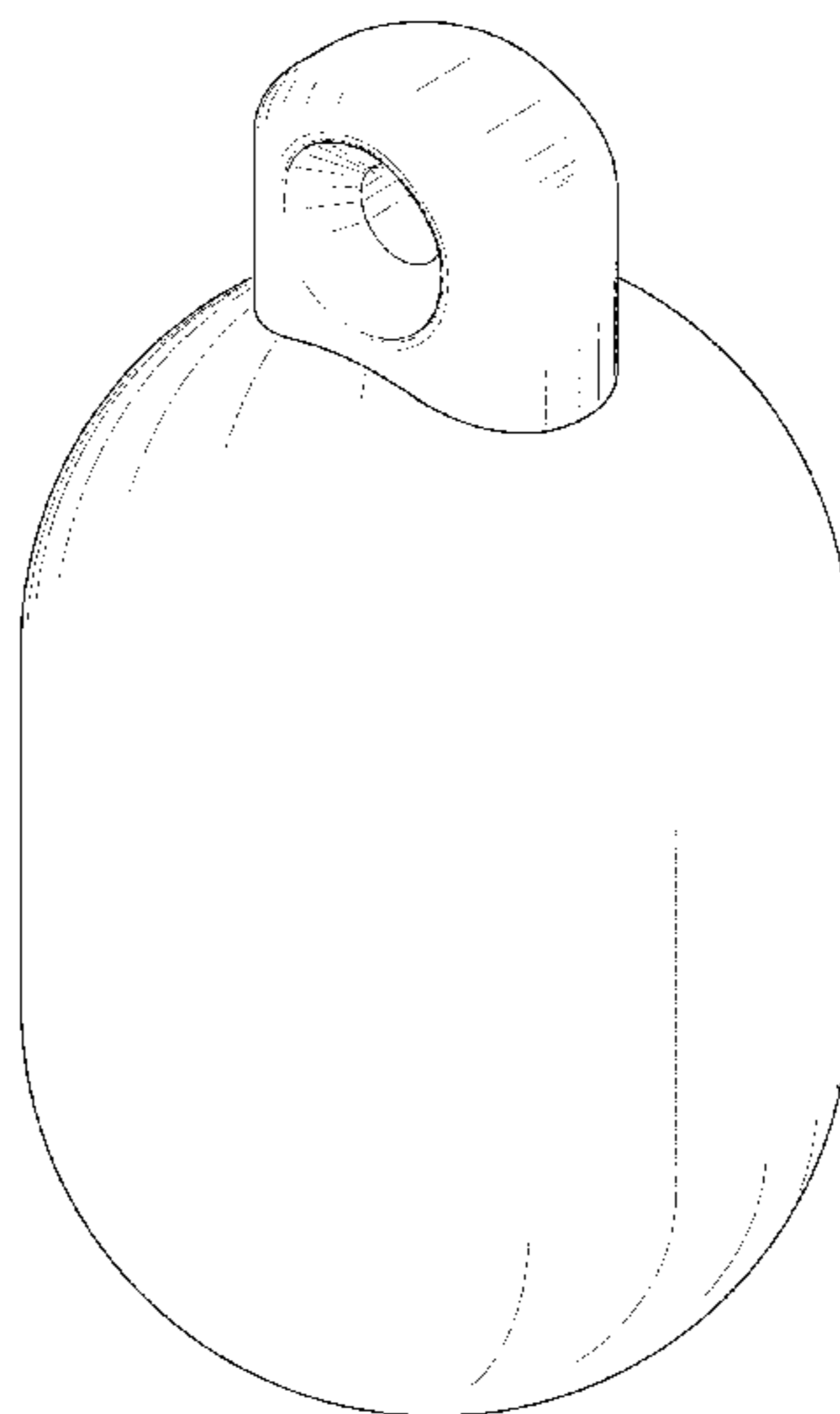
(57) **CLAIM**

The ornamental design for a light, as shown and described.

DESCRIPTION

FIG. 1 is a front view of a light showing my new design; the rear view is identical to FIG. 1;
FIG. 2 is a left view thereof; the right view is identical to FIG. 2;
FIG. 3 is a top view thereof;
FIG. 4 is a bottom view thereof;
FIG. 5 is an enlarged perspective view thereof;
FIG. 6 is a front view thereof showing a clasp in place thereon; and,
FIG. 7 is a side view thereof showing a clasp in place thereon. The broken lines in FIGS. 6 and 7 are for illustrative purposes only and form no part of the claimed design.

1 Claim, 3 Drawing Sheets



(56)

References Cited

U.S. PATENT DOCUMENTS

| | | | | | |
|--------------|---------|-----------------|-------|---------|---------------------|
| D652,162 S * | 1/2012 | Wu | | D26/47 | |
| D652,972 S * | 1/2012 | Lee | | D26/41 | |
| D667,577 S * | 9/2012 | Wu | | D26/49 | * cited by examiner |
| D670,852 S * | 11/2012 | Lin | | D26/94 | |
| D674,307 S * | 1/2013 | Ferguson et al. | | D10/107 | |
| D692,717 S * | 11/2013 | Lai | | D7/354 | |

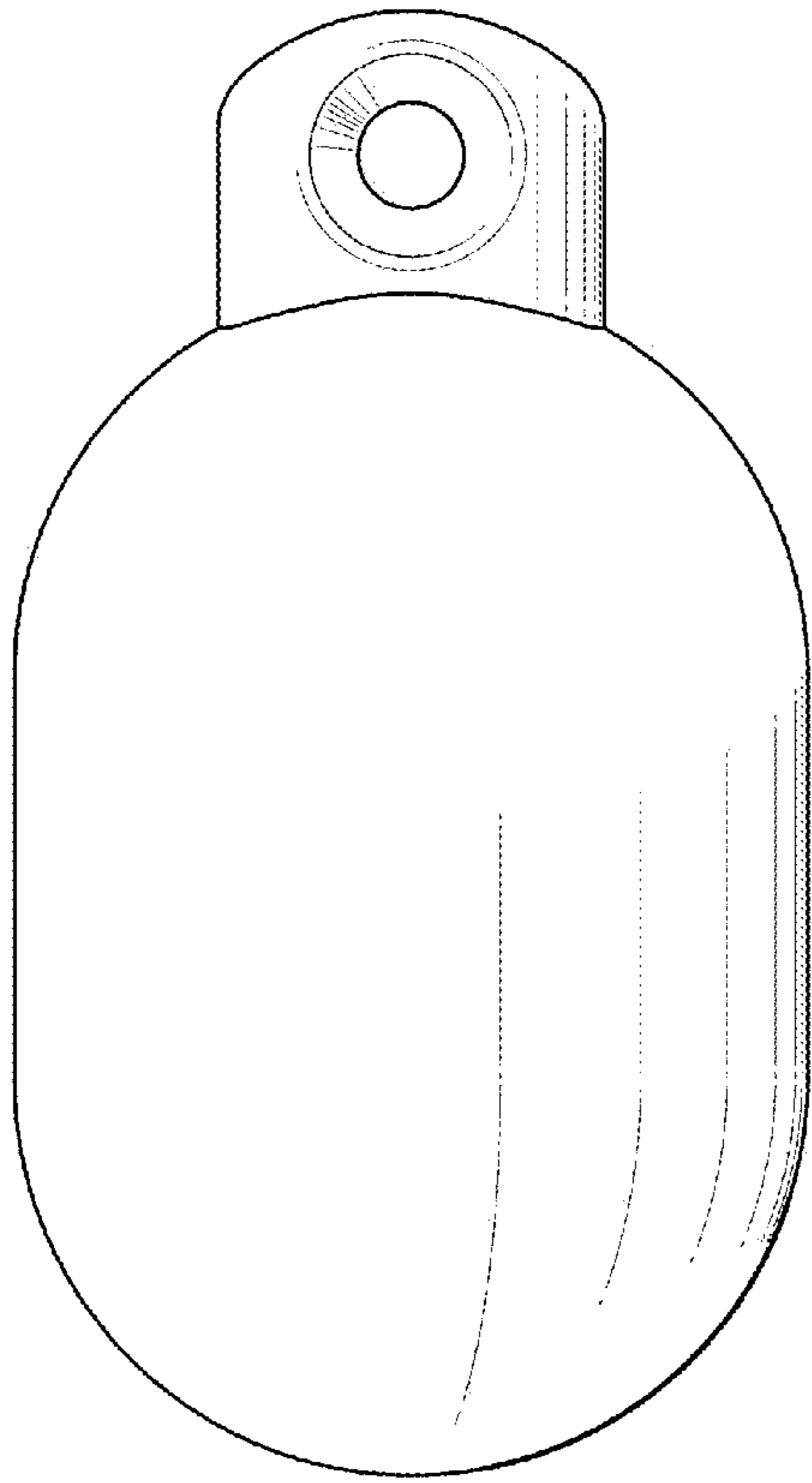


FIG. 1

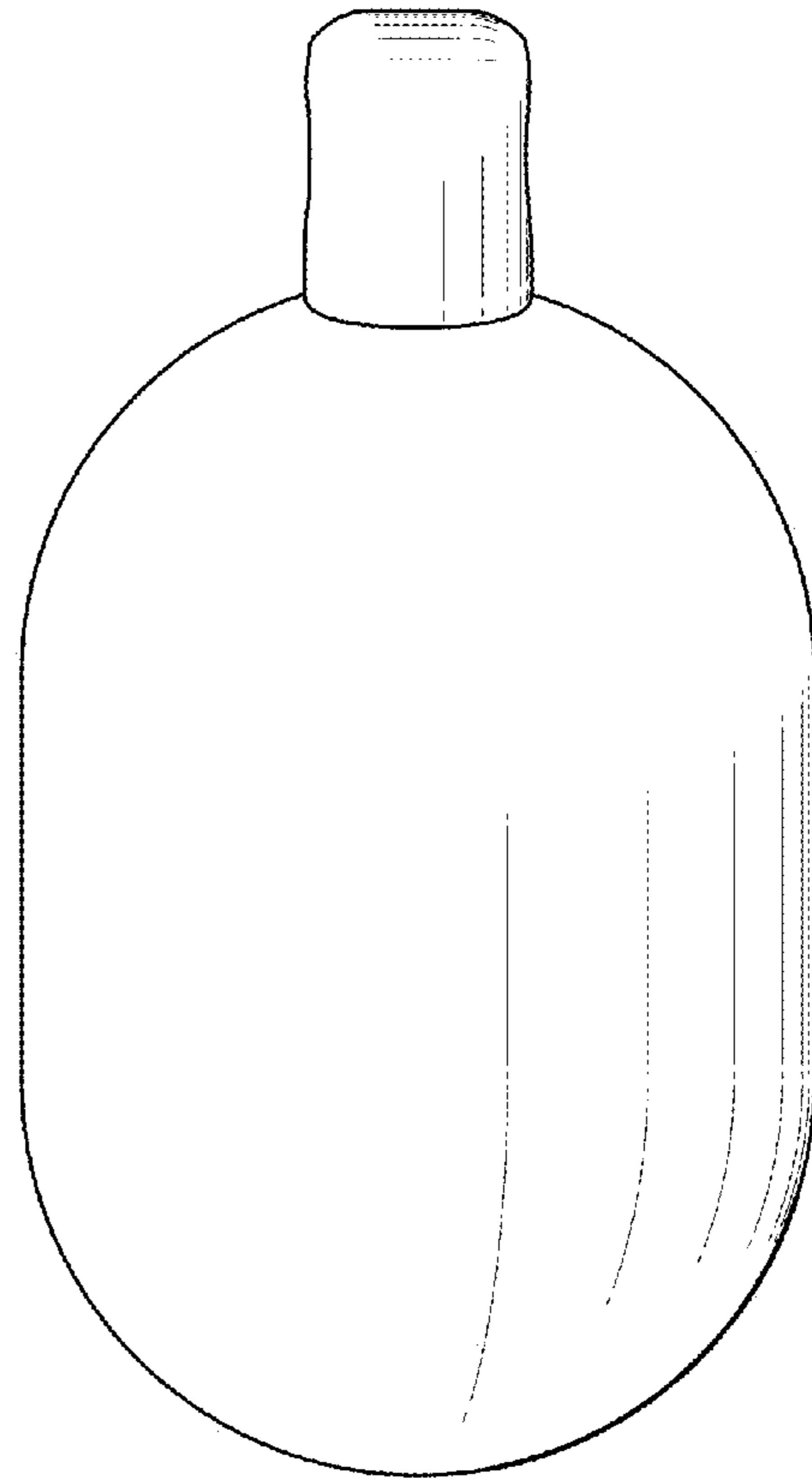


FIG. 2

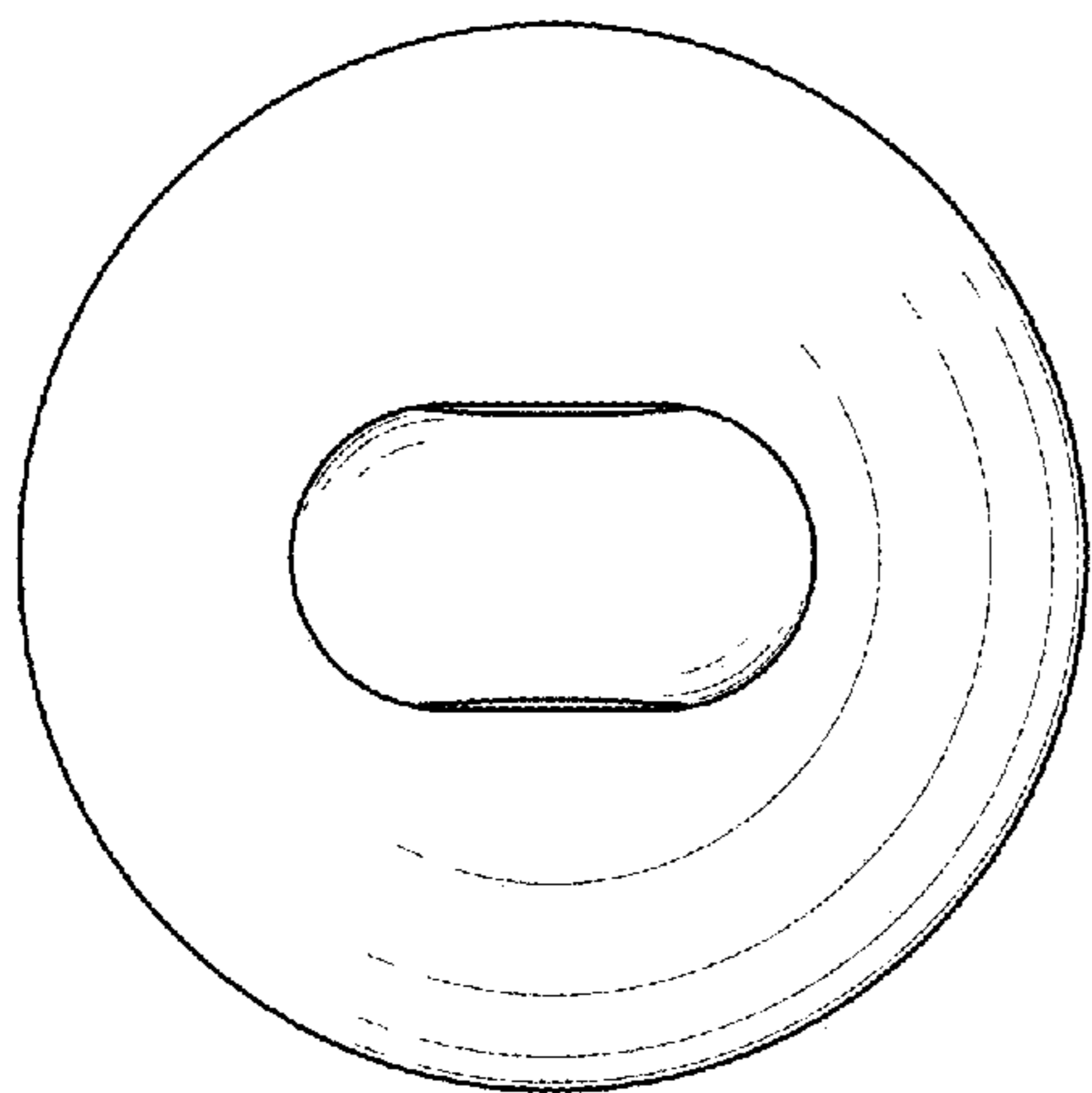


FIG. 3

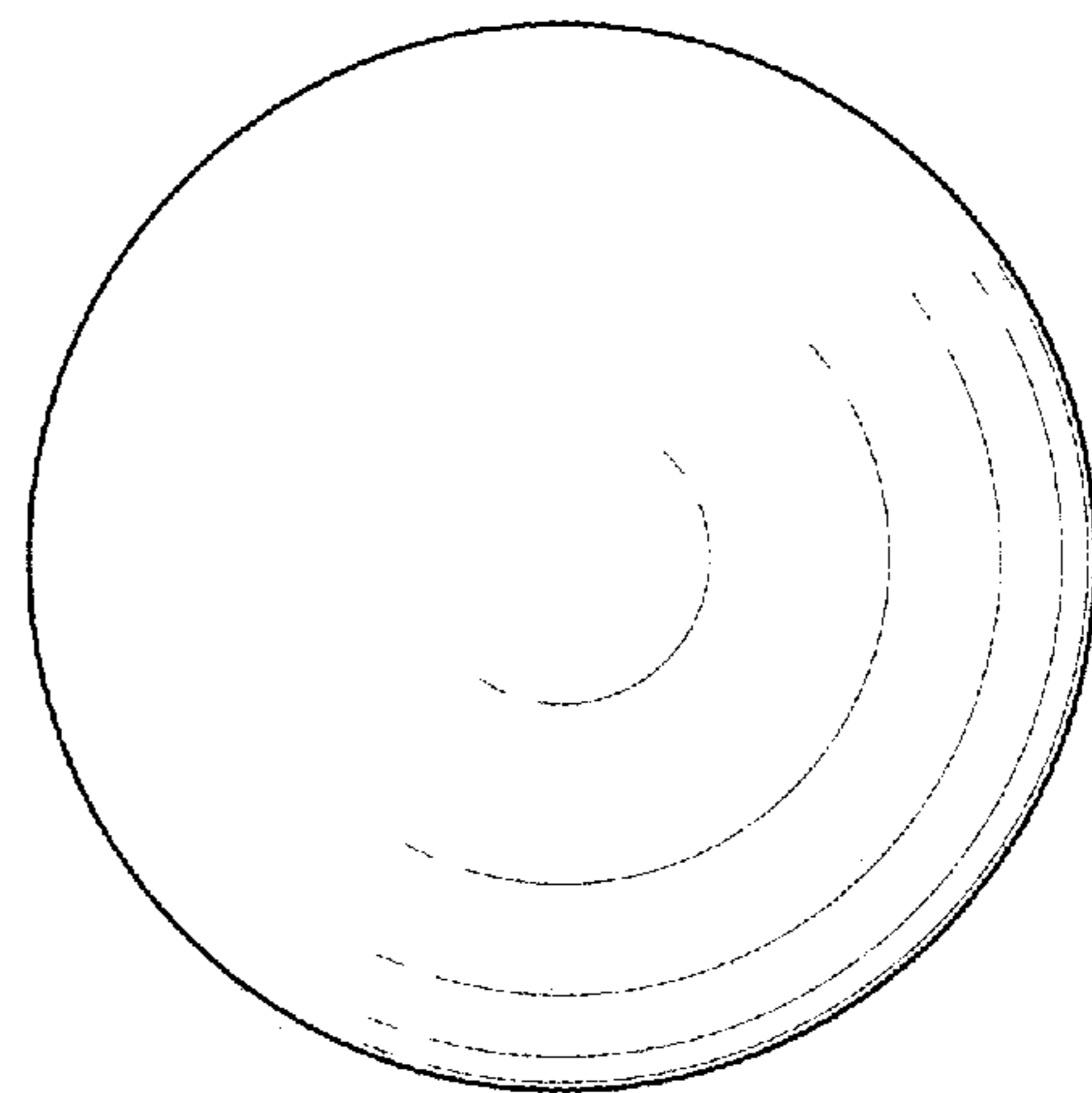


FIG. 4

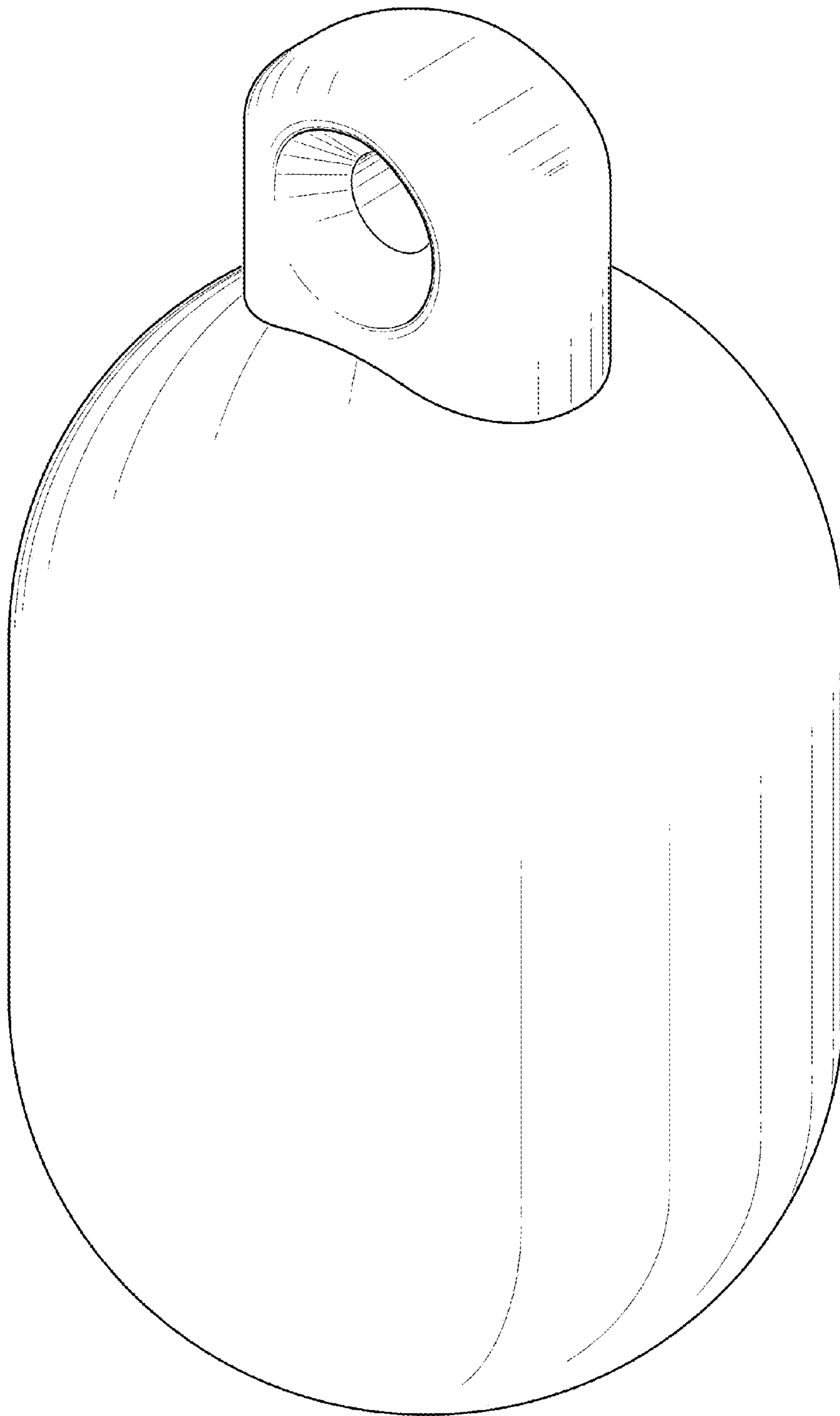


FIG. 5

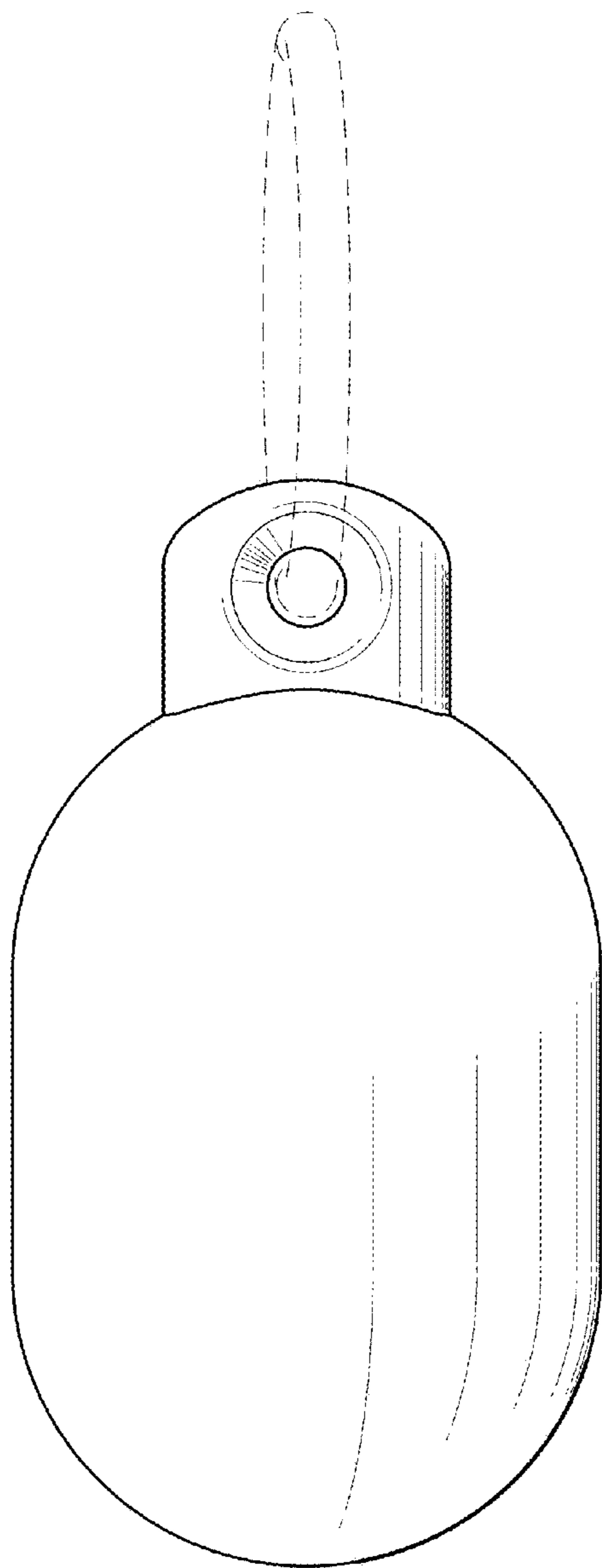


FIG. 6

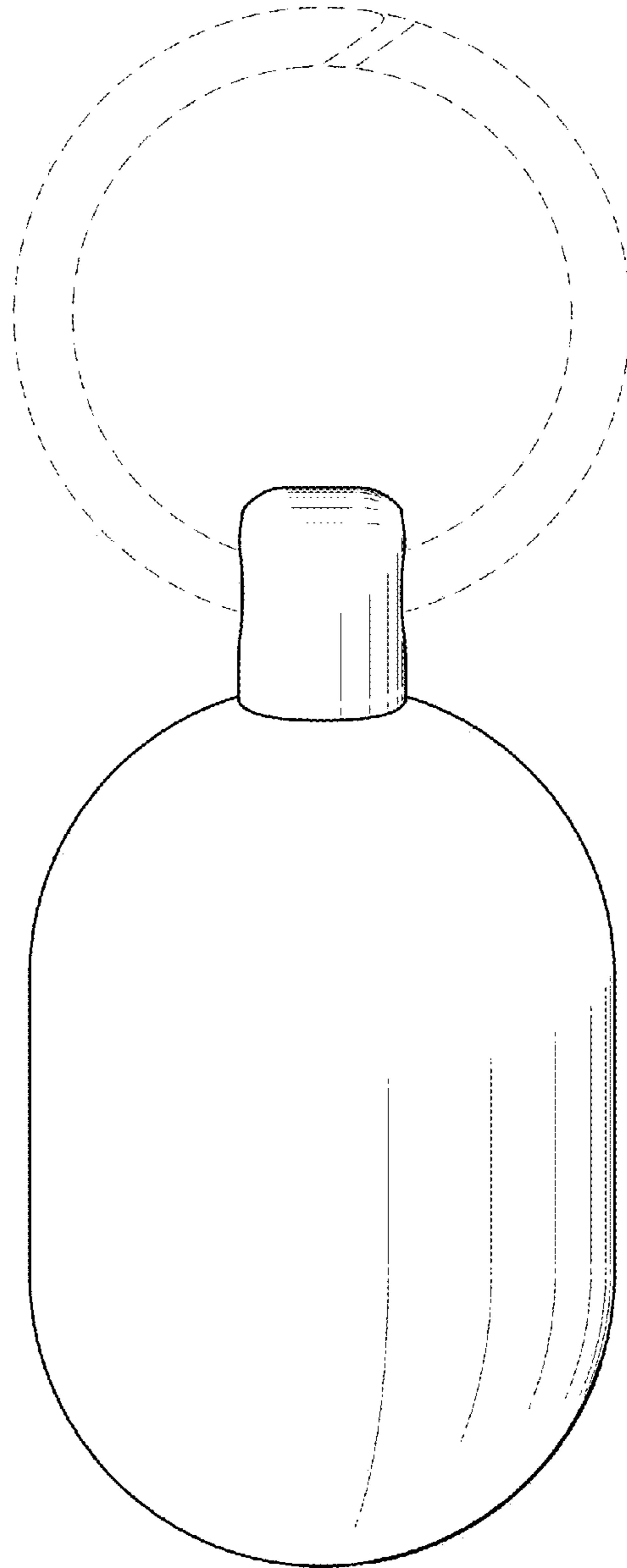


FIG. 7