



US00D722714S

(12) **United States Design Patent**  
**Stroumbas**

(10) **Patent No.:** **US D722,714 S**

(45) **Date of Patent:** **\*\* Feb. 17, 2015**

(54) **LED LAMP FOR BICYCLE HANDLEBARS**

*Primary Examiner* — Marcus Jackson

(76) **Inventor:** **Peter Stroumbas**, Palm Beach Gardens,  
FL (US)

(74) *Attorney, Agent, or Firm* — McHale & Slavin P.A.

(\*\*) **Term:** **14 Years**

(57) **CLAIM**

The ornamental design for a LED lamp for bicycle handlebars,  
as shown and described.

(21) **Appl. No.:** **29/410,501**

(22) **Filed:** **Jan. 9, 2012**

**DESCRIPTION**

(51) **LOC (10) Cl.** ..... **26-04**

(52) **U.S. Cl.**

USPC ..... **D26/31**; D12/114

(58) **Field of Classification Search**

USPC ..... D26/28-36; 362/459-468, 475-478,  
362/485-487; D12/114

See application file for complete search history.

FIG. 1 is an environmental view of the LED lamp for bicycle  
handlebars of the instant invention;

FIG. 2 is a right side view of the LED lamp for bicycle  
handlebars of the instant invention;

FIG. 3 is a left side view thereof;

FIG. 4 is a front view thereof, with the rear view being a  
mirror image of the front view;

FIG. 5 is a top view thereof; and,

FIG. 6 is a bottom view thereof.

The portions of the figures illustrated in broken lines depict  
portions of the LED lamp for bicycle handlebars that are not  
part of the claimed subject matter.

(56) **References Cited**

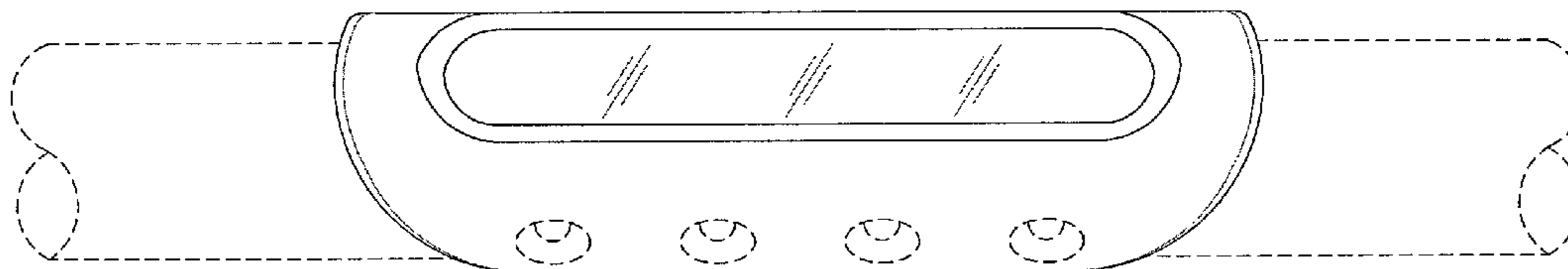
**U.S. PATENT DOCUMENTS**

D231,014 S \* 3/1974 Nialson ..... D26/36

D550,592 S \* 9/2007 Wu ..... D12/114

\* cited by examiner

**1 Claim, 5 Drawing Sheets**



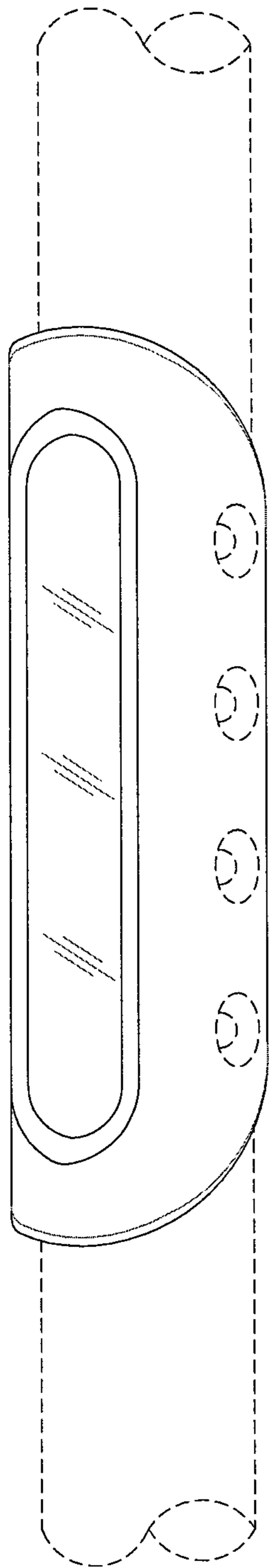


Fig. 1

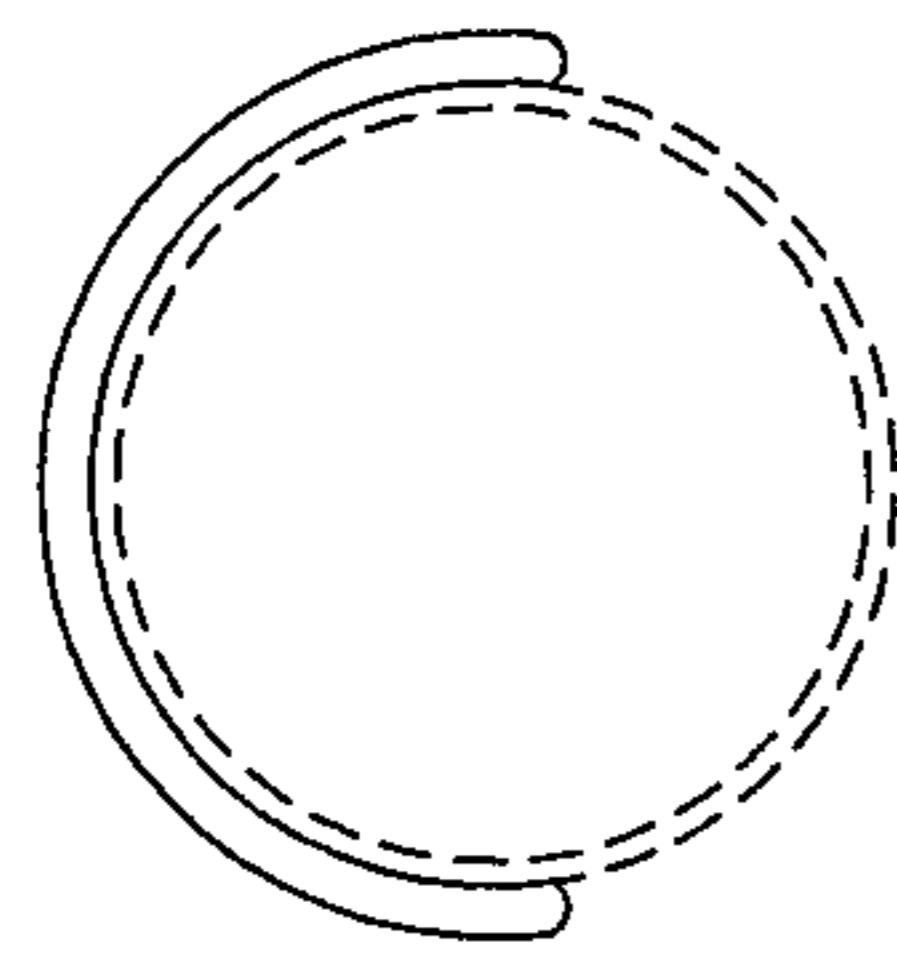
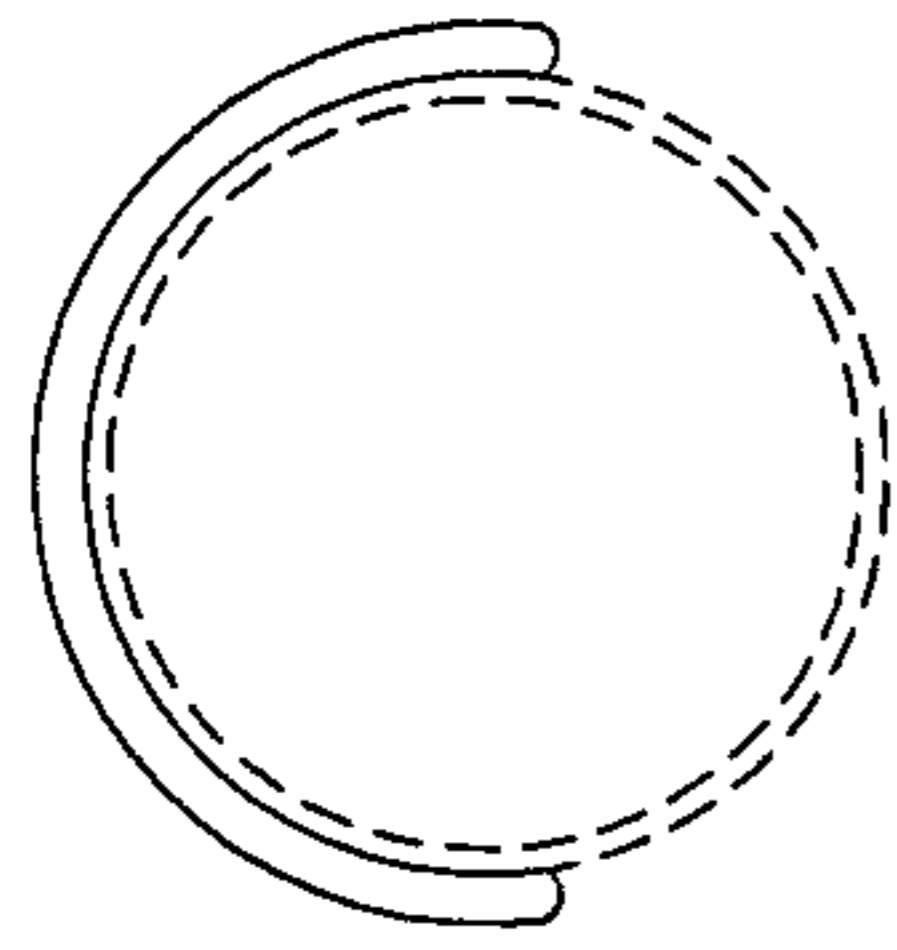


Fig. 2

Fig. 3

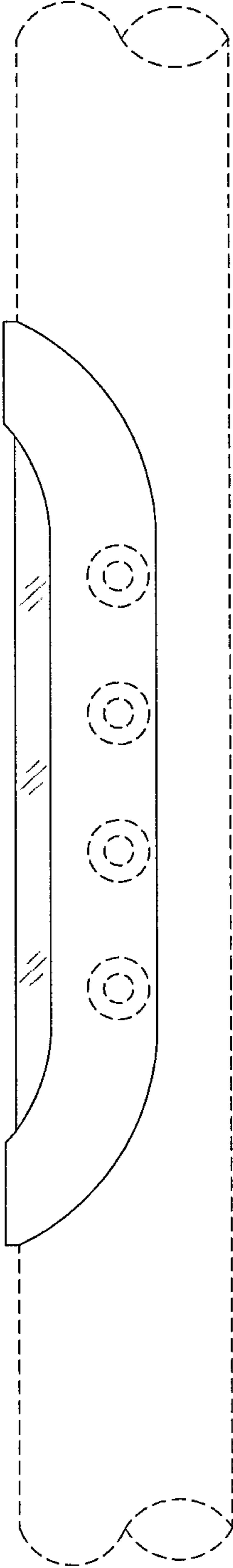


Fig. 4

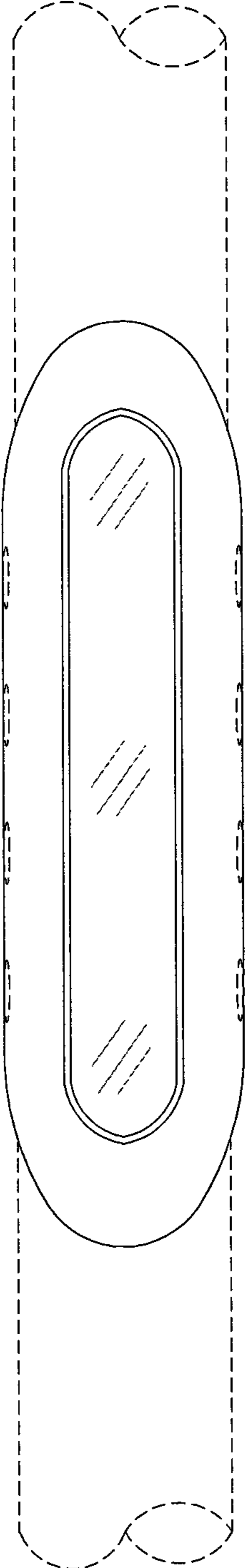


Fig. 5




Fig. 6