



US00D722691S

(12) **United States Design Patent**
Miller et al.

(10) **Patent No.:** **US D722,691 S**

(45) **Date of Patent:** **** Feb. 17, 2015**

- (54) **UMBILICUS CAP**
- (71) Applicant: **Bellie Buttin Marketing, LLC**,
Cosmos, MN (US)
- (72) Inventors: **John Miller**, Cosmos, MN (US); **James Miller**, Stanford, KY (US); **Jeannine Hehir**, Burnsville, MN (US)
- (73) Assignee: **Bellie Buttin Marketing, LLC**,
Cosmos, MN (US)
- (**) Term: **14 Years**
- (21) Appl. No.: **29/470,371**
- (22) Filed: **Oct. 21, 2013**
- (51) **LOC (10) Cl.** **24-02**
- (52) **U.S. Cl.**
USPC **D24/143**
- (58) **Field of Classification Search**
USPC D24/143, 129, 133, 147, 195;
D7/685-686, 689, 692, 696;
D8/394-395; 294/3, 11, 99.1, 99.2,
294/118; 606/119-120, 151, 157, 158, 167,
606/108; D3/247, 248, 250, 253, 303;
150/131, 135; D9/702, 703; D19/3, 4,
D19/75; 229/928; D2/890
See application file for complete search history.

4,782,874	A *	11/1988	Chartier	150/112
4,867,215	A *	9/1989	Macieowitz	150/112
4,905,881	A *	3/1990	Graber	224/222
D323,890	S *	2/1992	Collins	D24/143
5,288,942	A *	2/1994	Godfrey	174/380
D356,376	S *	3/1995	Collins	D24/143
5,642,095	A *	6/1997	Cook	340/568.7
D384,499	S *	10/1997	Gaestel	D3/247
5,814,057	A *	9/1998	Oi et al.	606/151
6,227,444	B1 *	5/2001	Makoesky et al.	229/313
D450,184	S *	11/2001	Gribovsky	D3/250
D456,511	S *	4/2002	Watson et al.	D24/143
D456,512	S *	4/2002	Watson et al.	D24/143
6,443,958	B1 *	9/2002	Watson et al.	606/120
D491,268	S *	6/2004	Hickingbotham	D24/147
D509,955	S *	9/2005	Williams	D3/247
7,402,164	B2 *	7/2008	Watson et al.	606/120
D627,664	S *	11/2010	Yang et al.	D9/703
D629,204	S *	12/2010	Spira	D3/303
D649,641	S *	11/2011	Guttulrsrud	D24/143
D671,012	S *	11/2012	France et al.	D9/702
D673,272	S *	12/2012	Trivisani	D24/143
D709,701	S *	7/2014	Coleman	D3/303

(Continued)

Primary Examiner — Wan Laymon
Assistant Examiner — Mark Booker
(74) *Attorney, Agent, or Firm* — Skaar Ulbrich Macari, P.A.

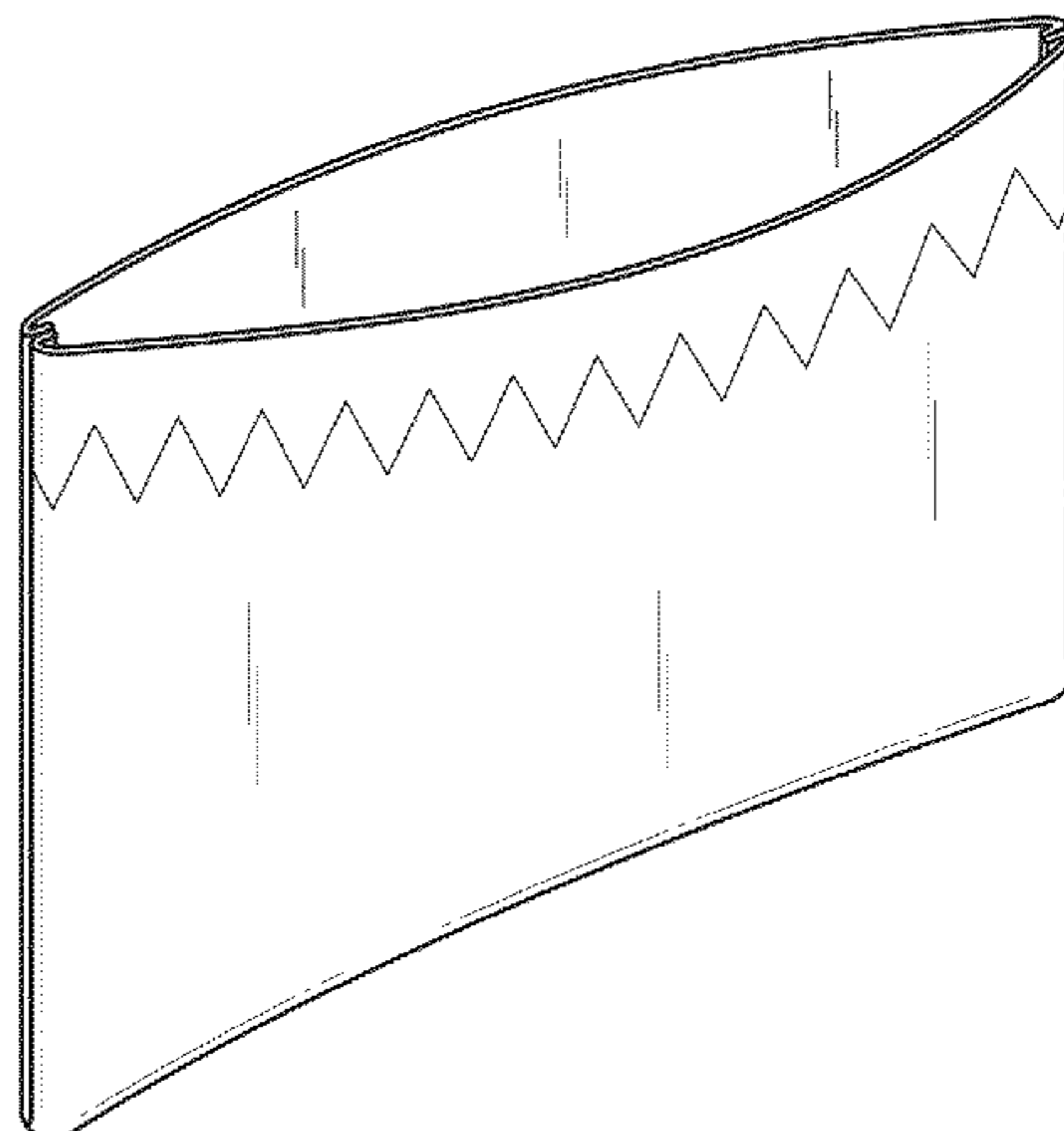
(57) **CLAIM**
We claim the ornamental design for an umbilicus cap, as shown and described.

DESCRIPTION

FIG. 1 is a perspective view of our umbilicus cap.
FIG. 2 is a front elevation view thereof.
FIG. 3 is a side elevation view thereof.
FIG. 4 is a bottom plan view thereof.
FIG. 5 is a top plan view thereof; and,
FIG. 6 is a perspective view thereof in use.
The broken lines in the drawings illustrate features of the article to which the design is applied that forms no part of the claim.

1 Claim, 3 Drawing Sheets

- (56) **References Cited**
U.S. PATENT DOCUMENTS
- 1,530,214 A * 3/1925 Stanley 206/256
- D124,805 S * 1/1941 Malin D3/250
- D135,734 S * 5/1943 Hickman D3/303
- D136,093 S * 8/1943 Weinstein D3/253
- 2,329,539 A * 9/1943 Kingson 2/195.7
- D190,787 S * 6/1961 Schneider D24/143
- 3,292,183 A * 12/1966 Story 2/200.1
- 3,979,051 A * 9/1976 Close 229/72
- 4,186,446 A * 2/1980 Maney 2/200.3
- 4,781,188 A * 11/1988 Collins 606/120



US D722,691 S

Page 2

(56)

References Cited

U.S. PATENT DOCUMENTS

D712,206 S *	9/2014	Ostroy	D7/601	2004/0199178 A1*	10/2004	Small	606/120
D713,644 S *	9/2014	Johnson et al.	D3/303	2009/0151826 A1*	6/2009	Baxter	150/104
D714,050 S *	9/2014	Crabtree	D3/247	2012/0239063 A1*	9/2012	Lee	606/151

* cited by examiner

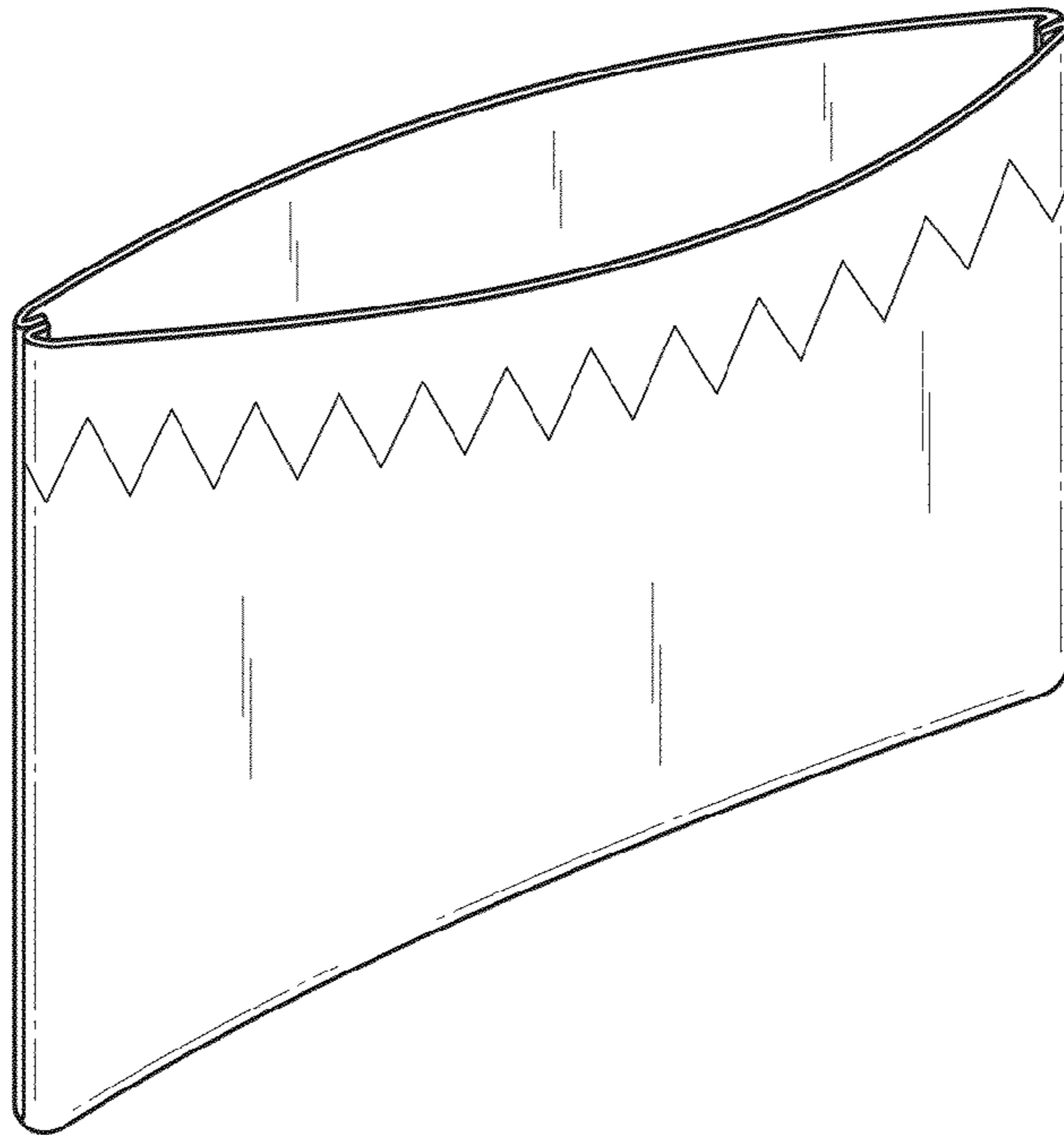


Fig. 1

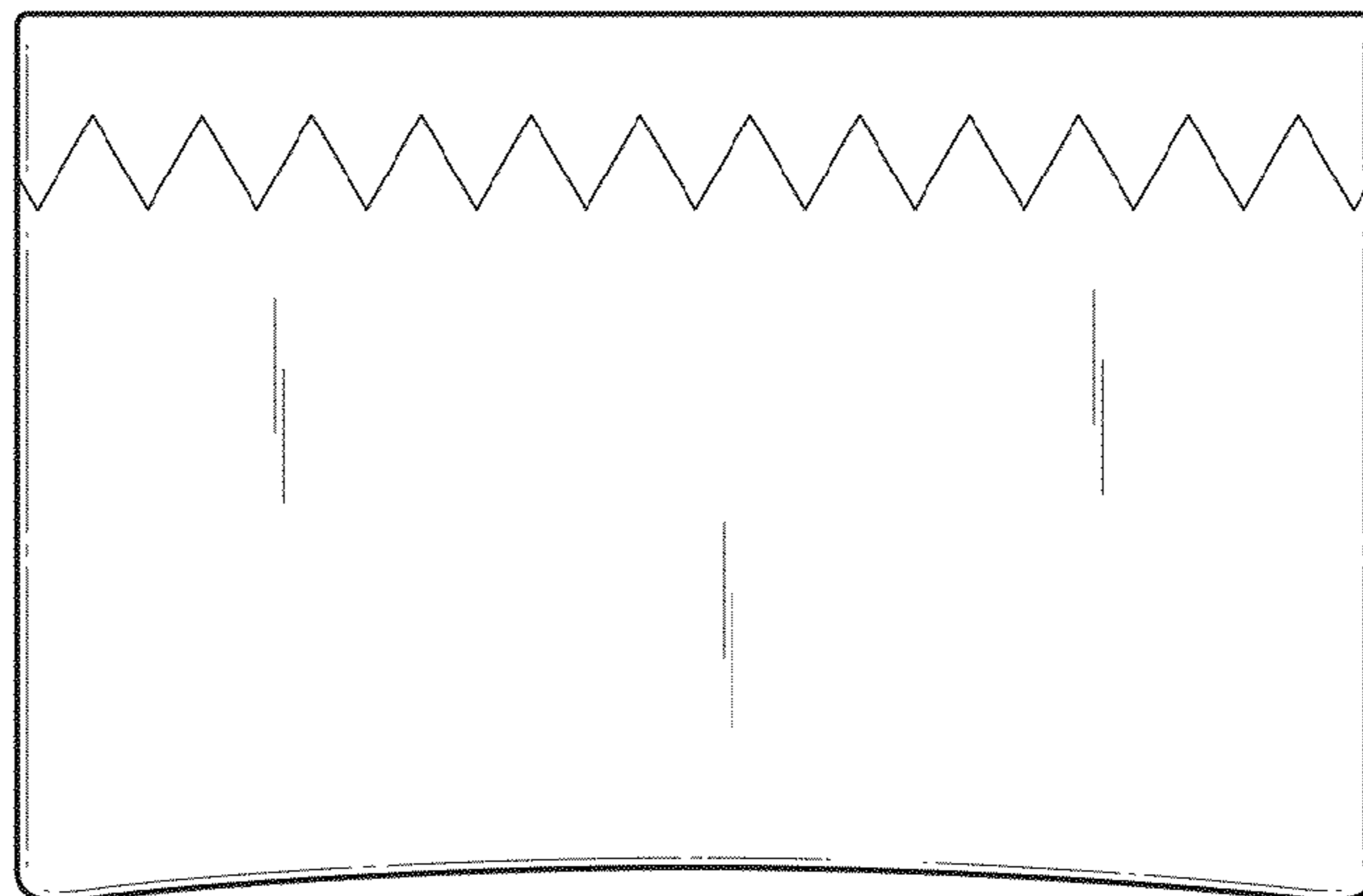


Fig. 2

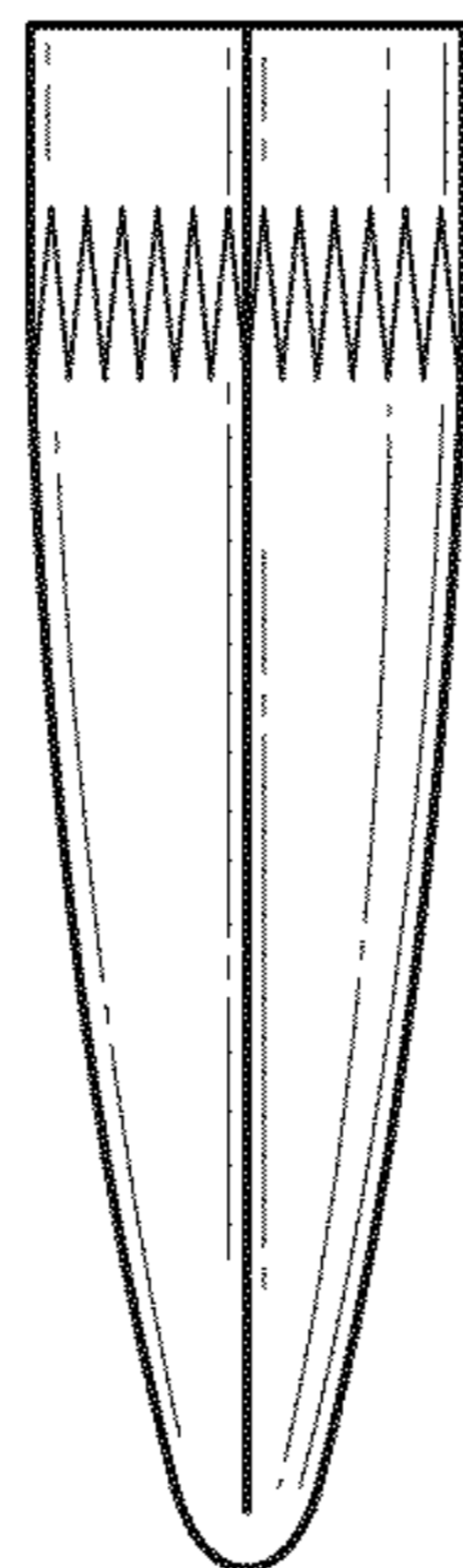


Fig. 3

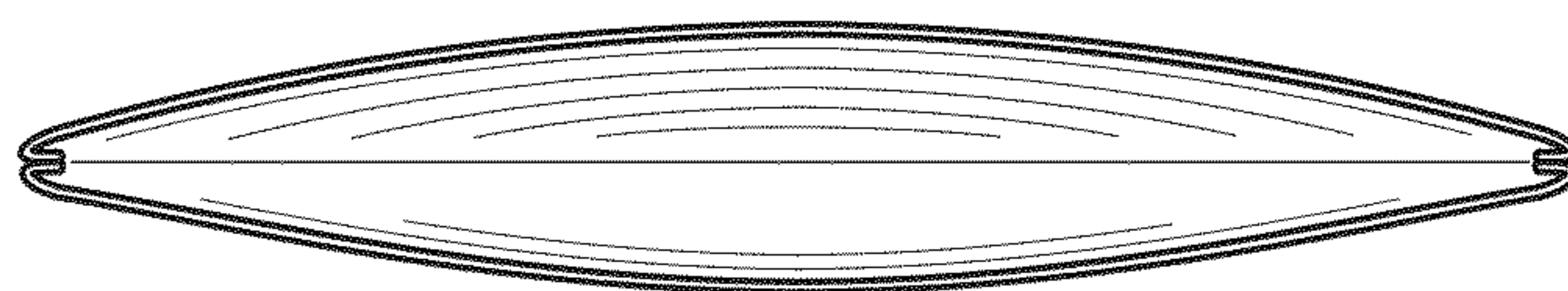


Fig. 4




Fig. 5

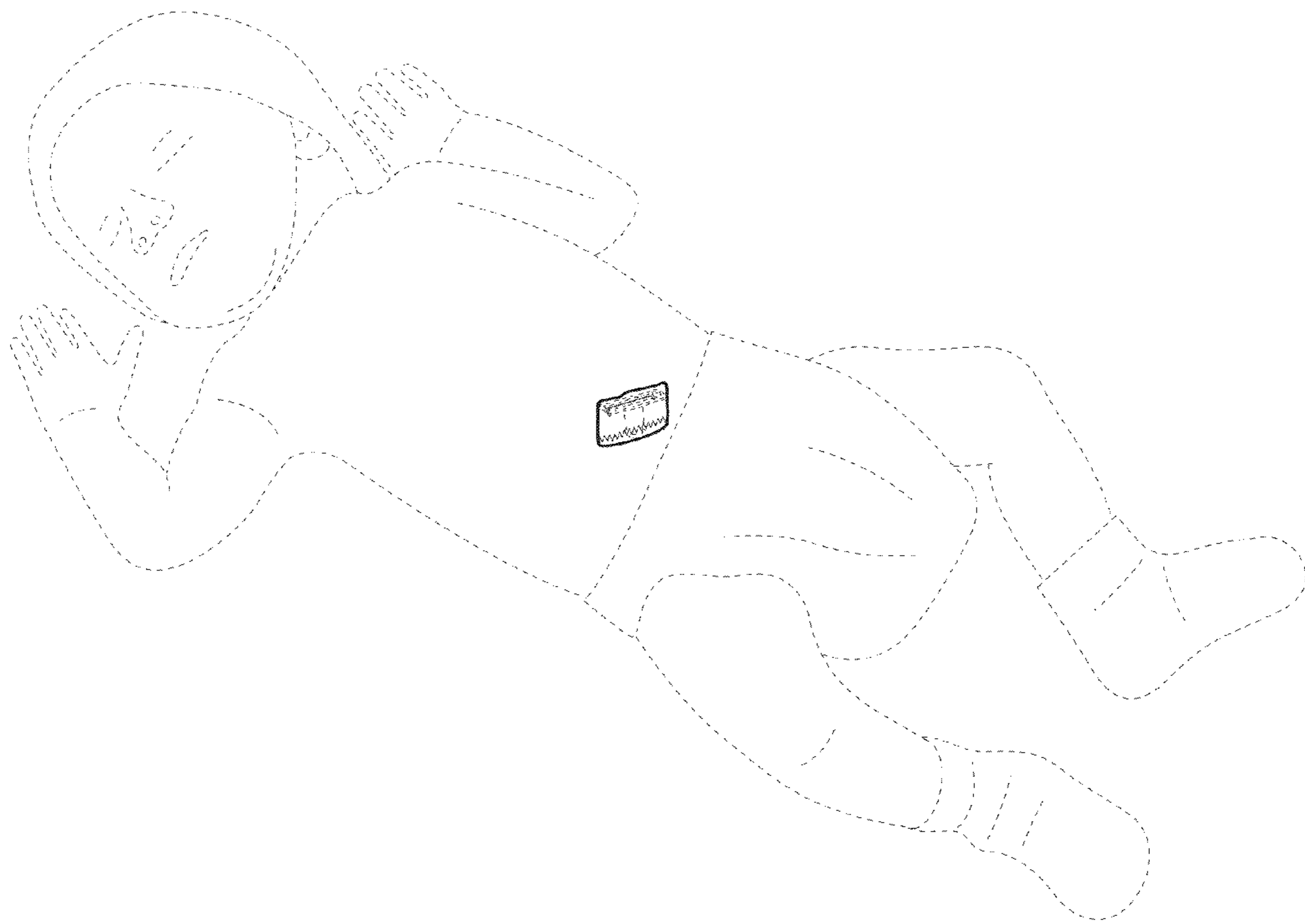


Fig. 6