

US00D722645S

(12) **United States Design Patent**
Kimura

(10) **Patent No.:** **US D722,645 S**

(45) **Date of Patent:** **** Feb. 17, 2015**

(54) **MARKING PEN**

(71) Applicant: **Shachihata Inc.**, Nagoya-Shi, Aichi (JP)

(72) Inventor: **Musashi Kimura**, Ichinomiya (JP)

(73) Assignee: **Shachihata Inc.**, Nagoya-shi (JP)

(**) Term: **14 Years**

(21) Appl. No.: **29/475,932**

(22) Filed: **Dec. 9, 2013**

(30) **Foreign Application Priority Data**

Jun. 11, 2013 (JP) 2013-013169

(51) **LOC (10) Cl.** **19-06**

(52) **U.S. Cl.**
USPC **D19/163**; D19/901; D19/904; D19/927

(58) **Field of Classification Search**
CPC B43K 7/00; B43K 7/005; B43K 7/12;
B43K 8/00; B43K 8/003; B43K 8/02; B43K
8/022; B43K 8/024

USPC D14/411; D19/115-204, 904, 905, 906,
D19/913, 914, 916, 917, 918, 927; 24/11 F,
24/11 P, 11 R; 401/192, 195, 196

See application file for complete search history.

(56) **References Cited**

U.S. PATENT DOCUMENTS

D260,531 S *	9/1981	Della Beffa	D19/47
D324,238 S *	2/1992	Nitta	D19/49
D489,403 S *	5/2004	Lin	D19/43
6,837,637 B1 *	1/2005	Beck et al.	401/6
D508,951 S *	8/2005	Cetera	D19/51
7,156,570 B2 *	1/2007	Cetera	401/6
D538,851 S *	3/2007	Sandel et al.	D19/36
D545,364 S *	6/2007	Ternovits	D19/43
D546,885 S *	7/2007	Cetera	D19/54

D552,745 S *	10/2007	Beckman	D24/194
D566,762 S *	4/2008	Qiu	D19/43
D580,489 S *	11/2008	Ma	D19/36
D667,876 S *	9/2012	Xie	D19/43
D692,485 S *	10/2013	Newson	D19/170
D715,359 S *	10/2014	Morales	D19/163

FOREIGN PATENT DOCUMENTS

JP	0556956 S	4/1981
JP	0575428 S	2/1982
JP	0616436-1 S	10/1983
JP	0616436 S	10/1983
JP	0616439 S	10/1983

* cited by examiner

Primary Examiner — Elizabeth Albert

(74) *Attorney, Agent, or Firm* — Westerman, Hattori, Daniels & Adrian, LLP

(57) **CLAIM**

The ornamental design for a marking pen, as shown and described.

DESCRIPTION

FIG. 1 is a perspective view of a marking pen showing my new design, in which the cap is on.

FIG. 2 is a front elevational view of the marking pen of FIG. 1.

FIG. 3 is a rear elevational view of the marking pen of FIG. 1.

FIG. 4 is a left side elevational view of the marking pen of FIG. 1.

FIG. 5 is a right side elevational view of the marking pen of FIG. 1.

FIG. 6 is a top plan view of the marking pen of FIG. 1.

FIG. 7 is a bottom plan view of the marking pen of FIG. 1; and,

FIG. 8 is a perspective view of the marking pen of FIG. 1, in which the cap is left off.

1 Claim, 1 Drawing Sheet

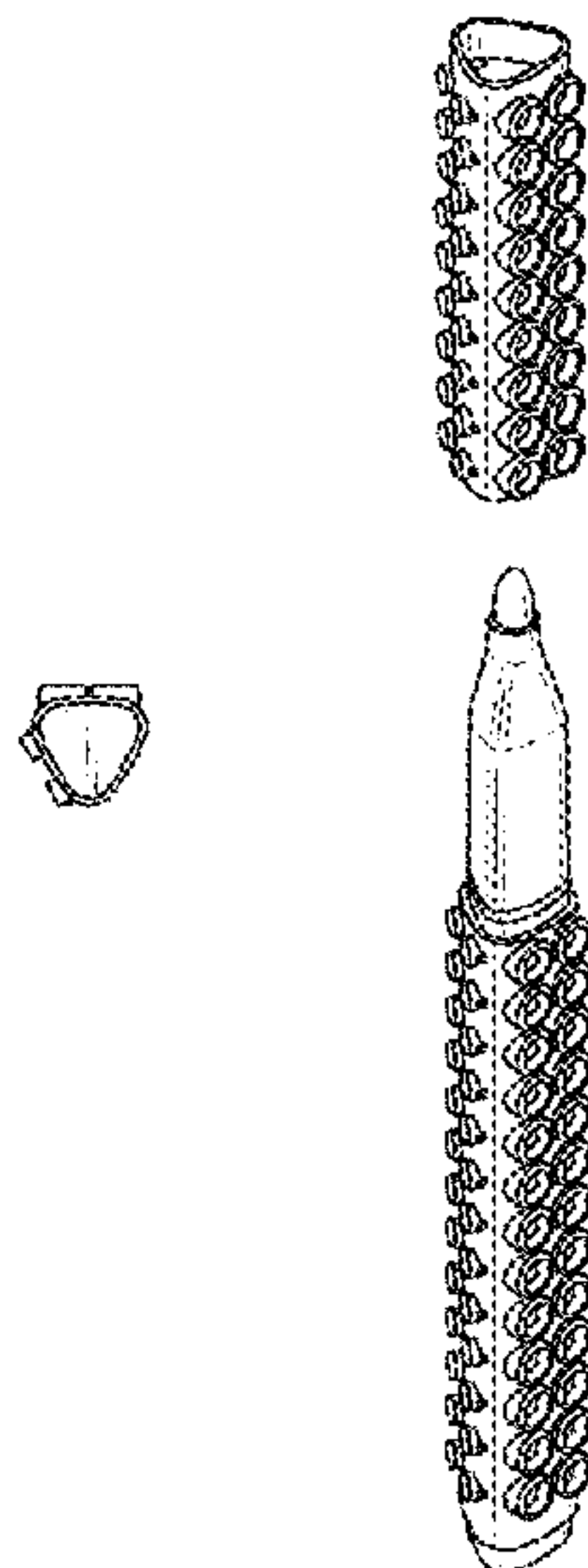


FIG. 1

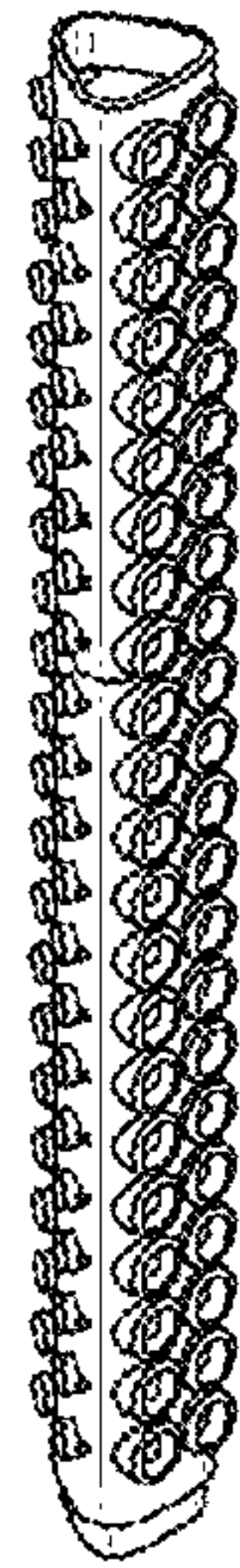


FIG. 8





FIG. 2

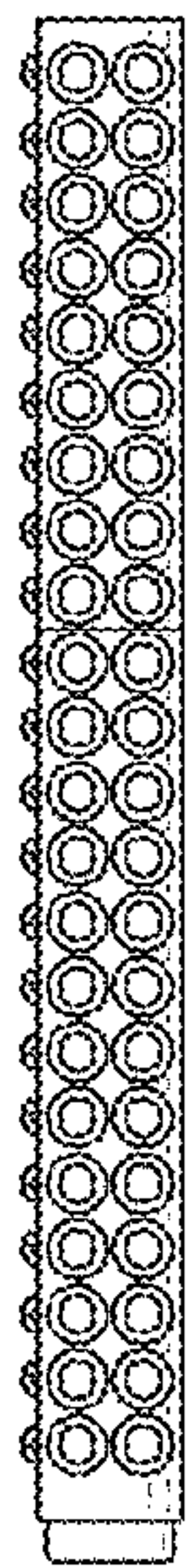


FIG. 3

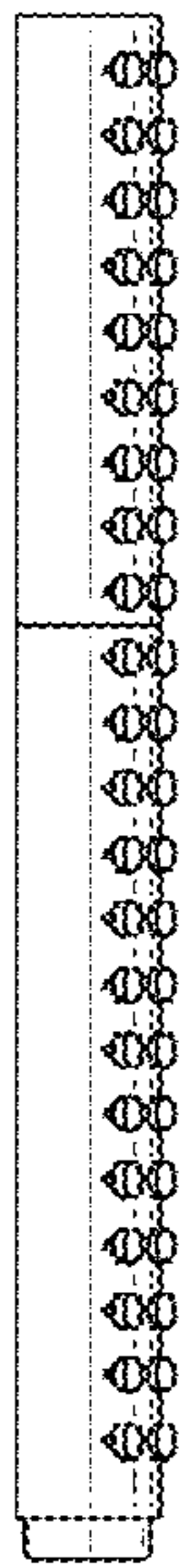


FIG. 4

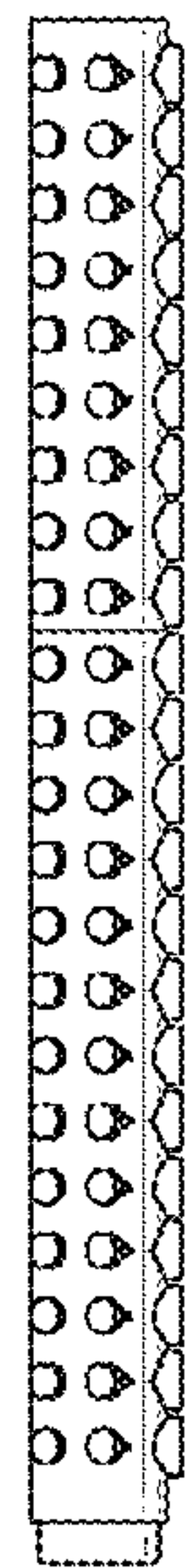


FIG. 5

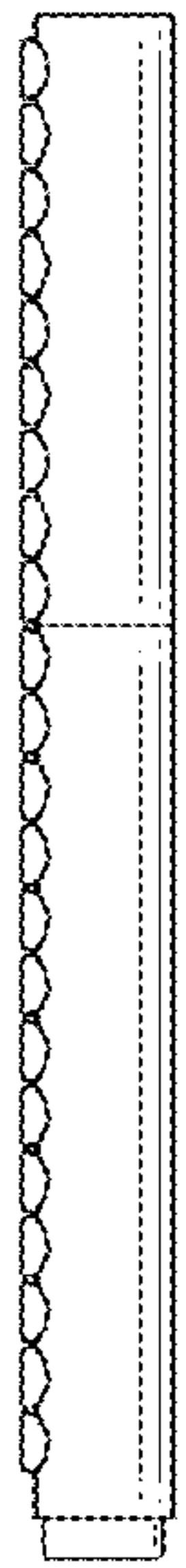


FIG. 6



FIG. 7

