



US00D722643S

(12) **United States Design Patent**  
**Ronen et al.**

(10) **Patent No.:** **US D722,643 S**

(45) **Date of Patent:** **\*\* Feb. 17, 2015**

(54) **CEPHALOMETRY SHEET SET**

(75) Inventors: **Boiangiu Ronen**, Bucharest (RO);  
**Boiangiu Silvian**, Bucharest (RO)

(73) Assignee: **FM Medident SRL** (RO)

(\*\*) Term: **14 Years**

(21) Appl. No.: **29/393,412**

(22) Filed: **Jun. 3, 2011**

(51) **LOC (10) Cl.** ..... **19-07**

(52) **U.S. Cl.**  
USPC ..... **D19/62**

(58) **Field of Classification Search**  
USPC ..... D19/59-64, 1, 10; D10/64, 70, 71;  
D20/27, 40; D24/172, 231, 186;  
434/262-275; 283/76, 81, 900;  
D21/306; 382/128, 132

See application file for complete search history.

D470,591 S \* 2/2003 Fullbrook ..... D24/172  
D593,613 S \* 6/2009 Langan et al. .... D20/27  
D602,166 S \* 10/2009 Coyne et al. .... D24/231  
D602,167 S \* 10/2009 Coyne et al. .... D24/231  
7,881,515 B2 \* 2/2011 Cheng et al. .... 382/132  
D641,040 S \* 7/2011 Tetrault ..... D19/1  
D650,009 S \* 12/2011 Tetrault ..... D19/1  
D681,732 S \* 5/2013 Braflat ..... D19/59  
2009/0003667 A1 \* 1/2009 Cheng et al. .... 382/128

\* cited by examiner

*Primary Examiner* — T. Chase Nelson

*Assistant Examiner* — Mark Cavanna

(74) *Attorney, Agent, or Firm* — Rader, Fishman & Grauer  
PLLC

(57) **CLAIM**

The ornamental design for cephalometry sheet set, as shown and described.

**DESCRIPTION**

FIG. 1 is a first sheet of a cephalometry sheet set shown separately for clarity of illustration showing our new design; and,

FIG. 2 is the second sheet of a cephalometry sheet set shown separately for clarity of illustration.

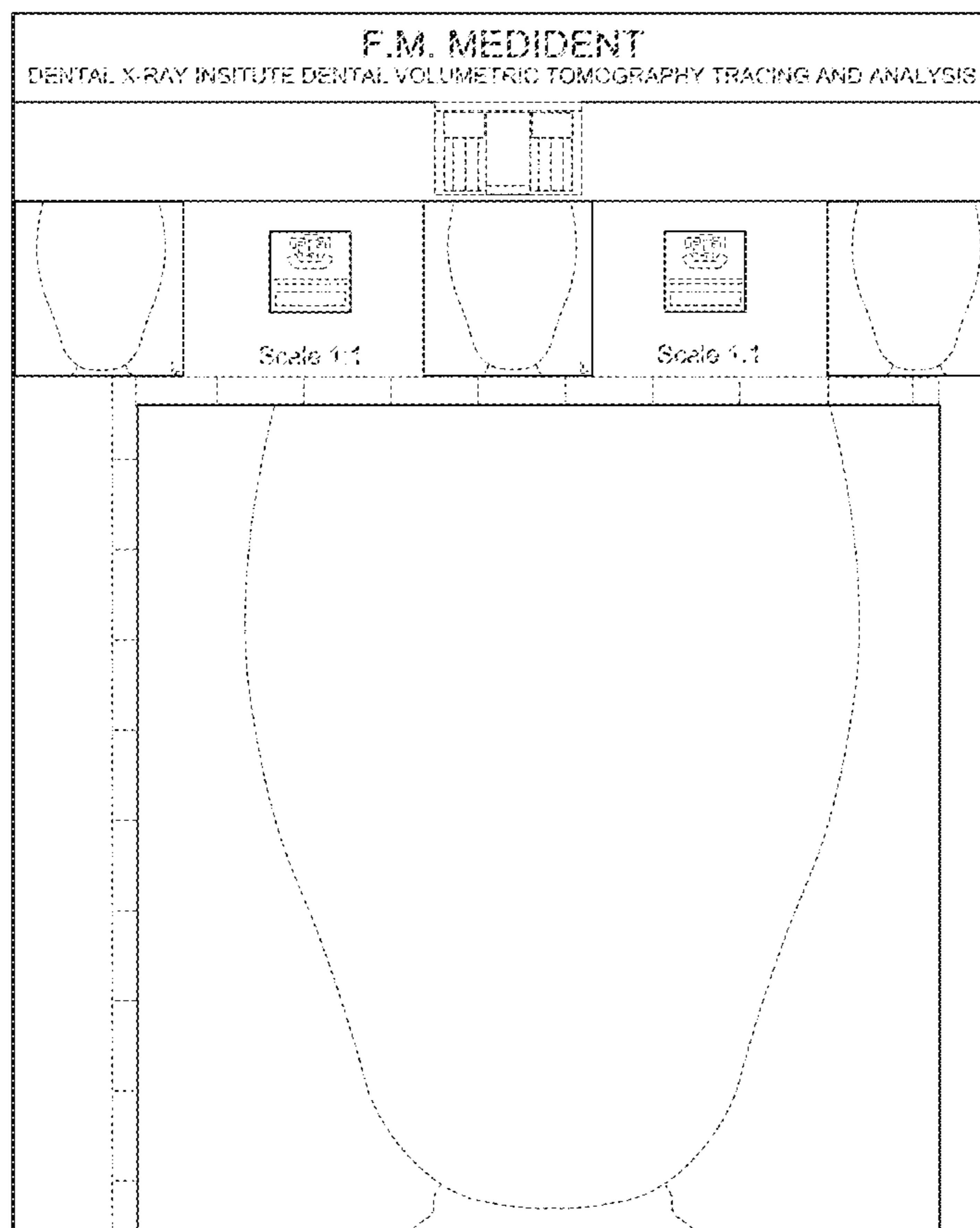
Portions of FIGS. 1-2 that are shown in dashed lines are for illustrative purposes only and form no part of the claimed design.

**1 Claim, 2 Drawing Sheets**

(56) **References Cited**

U.S. PATENT DOCUMENTS

5,048,870 A \* 9/1991 Mangini et al. .... 283/81  
D370,259 S \* 5/1996 Teich ..... D24/172  
D377,528 S \* 1/1997 Teich ..... D24/172  
D460,366 S \* 7/2002 Winter ..... D10/70



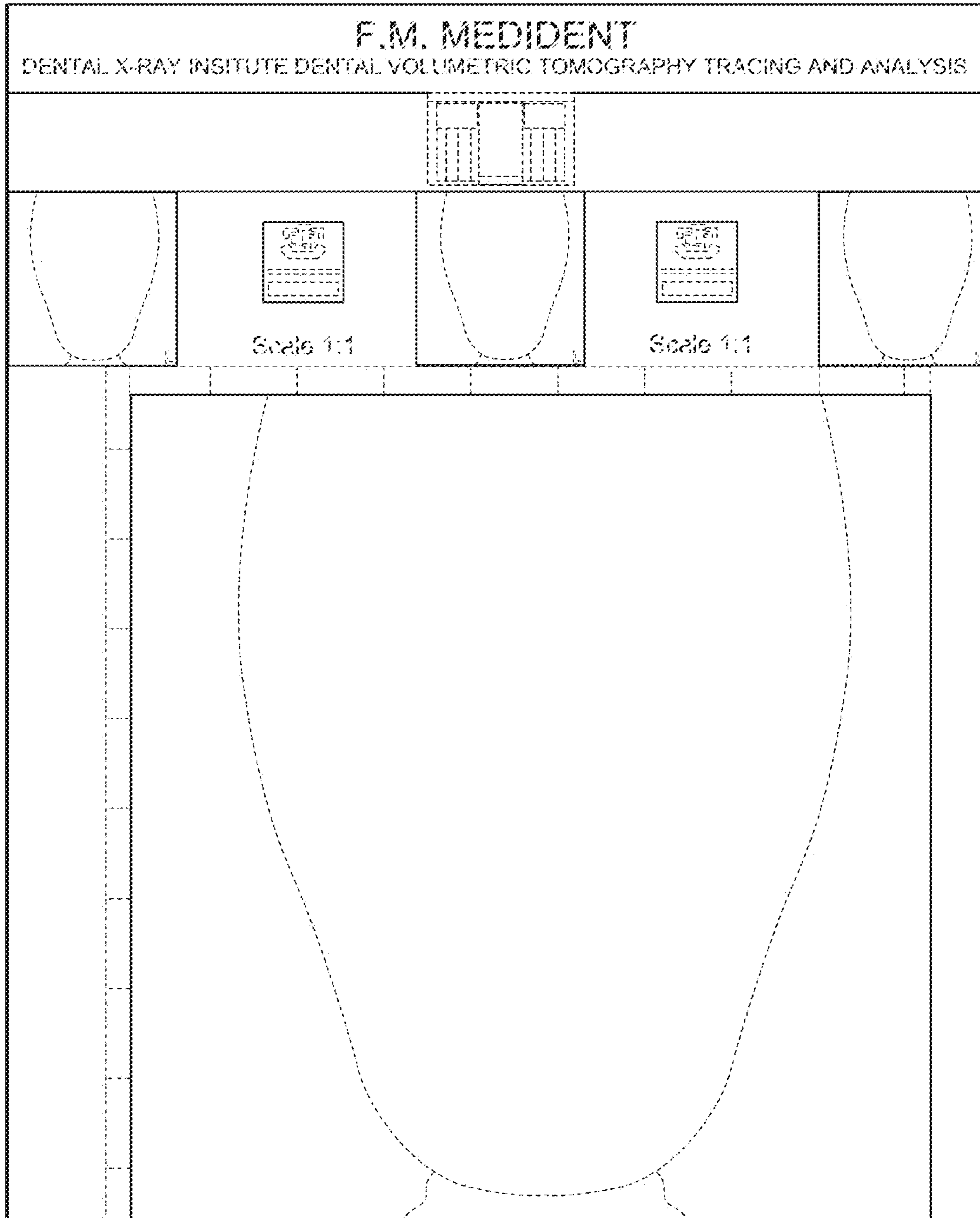


FIG. 1

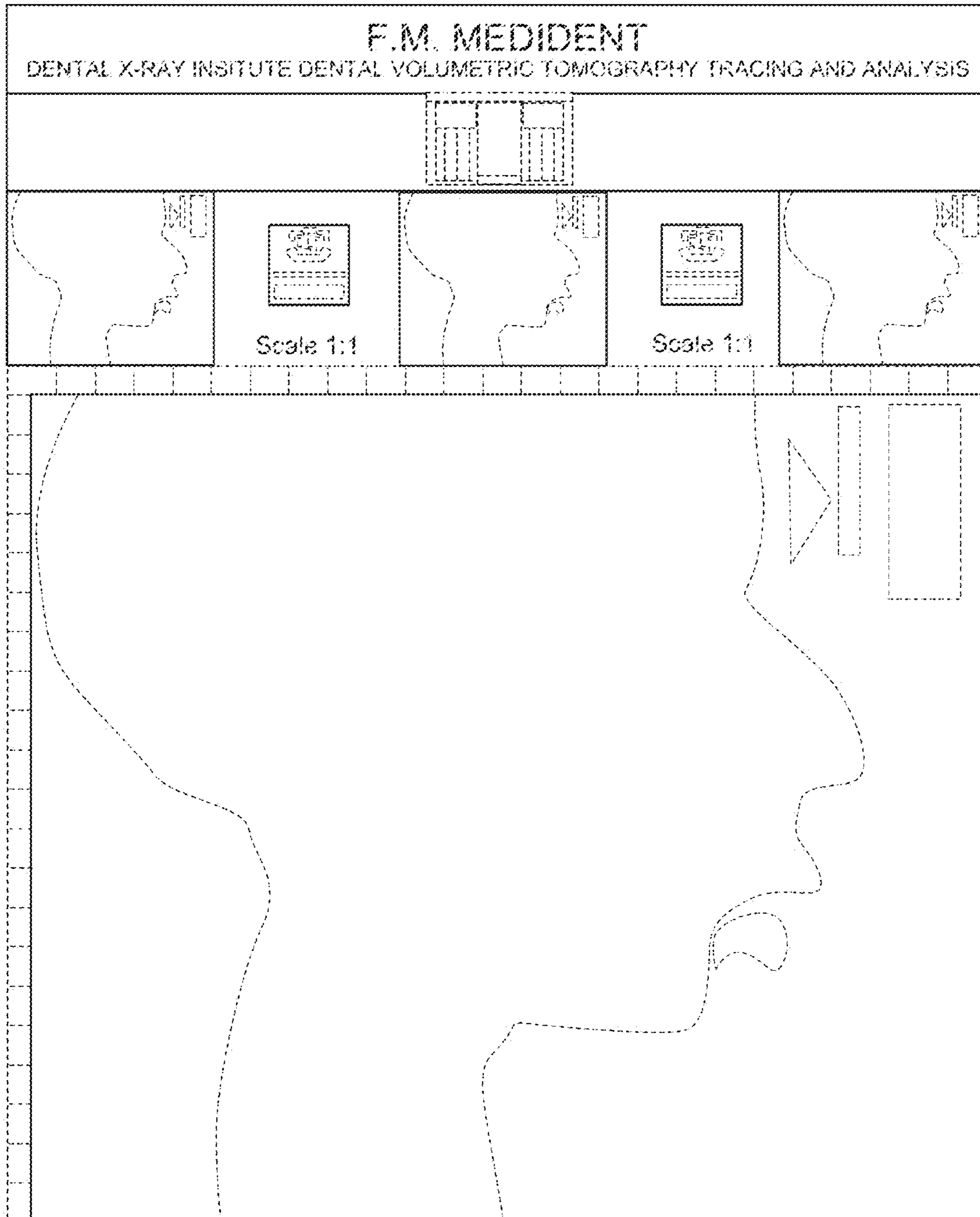


FIG. 2