



US00D722625S

(12) **United States Design Patent**
Cho et al.

(10) **Patent No.:** **US D722,625 S**
(45) **Date of Patent:** **** Feb. 17, 2015**

(54) **REFRIGERATOR DOOR HANDLE**

(56) **References Cited**

(71) Applicant: **LG Electronics Inc.**, Seoul (KR)

U.S. PATENT DOCUMENTS

(72) Inventors: **Kyeong Chul Cho**, Seoul (KR); **Jin Won Kang**, Seoul (KR); **Hyun Choi**, Seoul (KR); **Sang Woog Cho**, Seoul (KR)

D210,561 S *	3/1968	Roberts et al.	D15/89
D424,873 S *	5/2000	Holbrook	D7/402
D579,310 S *	10/2008	Suh et al.	D8/315
D587,730 S *	3/2009	Yang et al.	D15/89
D610,595 S *	2/2010	Baker et al.	D15/89
D614,012 S *	4/2010	Saubert et al.	D8/317
D614,013 S *	4/2010	Saubert et al.	D8/317

(73) Assignee: **LG Electronics Inc.**, Seoul (KR)

* cited by examiner

(**) Term: **14 Years**

Primary Examiner — Stella Reid

Assistant Examiner — Khawaja Anwar

(21) Appl. No.: **29/469,223**

(74) *Attorney, Agent, or Firm* — Birch, Stewart, Kolasch & Birch, LLP

(22) Filed: **Oct. 8, 2013**

(57) **CLAIM**

The ornamental design for a refrigerator door handle, as shown and described.

(30) **Foreign Application Priority Data**

DESCRIPTION

Apr. 9, 2013 (KR) 30-2013-0018235

(51) **LOC (10) Cl.** **15-07**

(52) **U.S. Cl.**
USPC **D15/89**

(58) **Field of Classification Search**
USPC D15/79-90; 62/3.1, 3.6, 3.63, 3.64,
62/246-255; 312/400-409, 236, 352, 116,
312/128; D8/300-302, 305, 313-321;
D6/633; D7/393, 394, 402, 405
See application file for complete search history.

FIG. 1 is a perspective view of a refrigerator door handle, showing our new design;
FIG. 2 is a front elevation view thereof;
FIG. 3 is a rear elevation view thereof;
FIG. 4 is a left-side elevation view thereof;
FIG. 5 is a right-side elevation view thereof;
FIG. 6 is a top plan view thereof;
FIG. 7 is a bottom plan view thereof; and,
FIG. 8 is a perspective view in a state of use thereof. The dot-dash broken line showing of a refrigerator in FIG. 8, show environment only and forms no part of the claimed design.

1 Claim, 5 Drawing Sheets

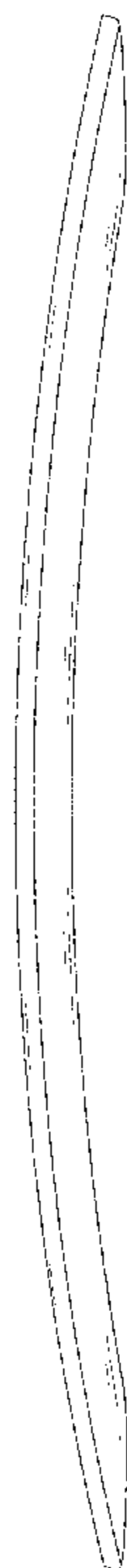


FIG. 1




FIG. 2

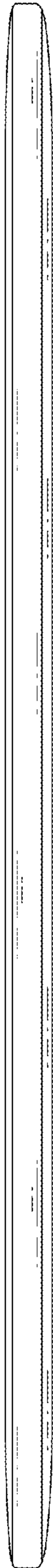


FIG. 3

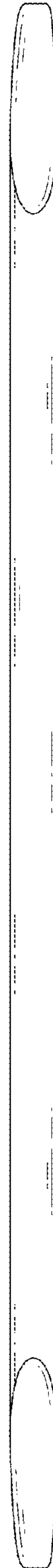


FIG. 4




FIG. 5




FIG. 6




FIG. 7




FIG. 8

