



US00D722553S

(12) **United States Design Patent**
Corsi et al.

(10) **Patent No.:** **US D722,553 S**
(45) **Date of Patent:** **** Feb. 17, 2015**

(54) **PNEUMATIC TIRE**

(75) Inventors: **Patrick Corsi**, Thuret (FR); **Eve Hagendorf**, Saint-Genes-Champanelle (FR); **Jonathan Lejeune**, Chamalieres (FR)

(73) Assignees: **Compagnie Generale des Etablissements Michelin** (FR); **Michelin Recherche et Technique S.A.** (CH)

(**) Term: **14 Years**

(21) Appl. No.: **29/416,792**

(22) Filed: **Mar. 27, 2012**

(30) **Foreign Application Priority Data**

Sep. 27, 2011 (FR) 11 4627

(51) **LOC (10) Cl.** **12-15**

(52) **U.S. Cl.**
USPC **D12/564**

(58) **Field of Classification Search**
USPC D12/533-567, 900-901;
152/209.1-209.9, 209.11-209.19,
152/209.21-209.28, 455
See application file for complete search history.

(56) **References Cited**

U.S. PATENT DOCUMENTS

D333,455 S * 2/1993 Himuro et al. D12/565
D384,314 S * 9/1997 Heinen D12/565

D451,454 S * 12/2001 Clark et al. D12/565
D485,230 S * 1/2004 Williams D12/564
D550,147 S * 9/2007 Radulescu D12/545
D586,727 S * 2/2009 Campana D12/545
D597,477 S * 8/2009 Ogawa D12/559
D637,147 S * 5/2011 Buchinger-Barnstorf
et al. D12/600
D648,259 S * 11/2011 Oki et al. D12/566
D672,708 S * 12/2012 Corsi et al. D12/564
D689,814 S * 9/2013 Cambon et al. D12/564
D703,131 S * 4/2014 Cambon et al. D12/564

* cited by examiner

Primary Examiner — Stacia Cadmus

(74) *Attorney, Agent, or Firm* — Dickinson Wright PLLC

(57) **CLAIM**

The ornamental design for a pneumatic tire, as shown and described.

DESCRIPTION

FIG. 1 is a perspective view of a pneumatic tire showing our new design.

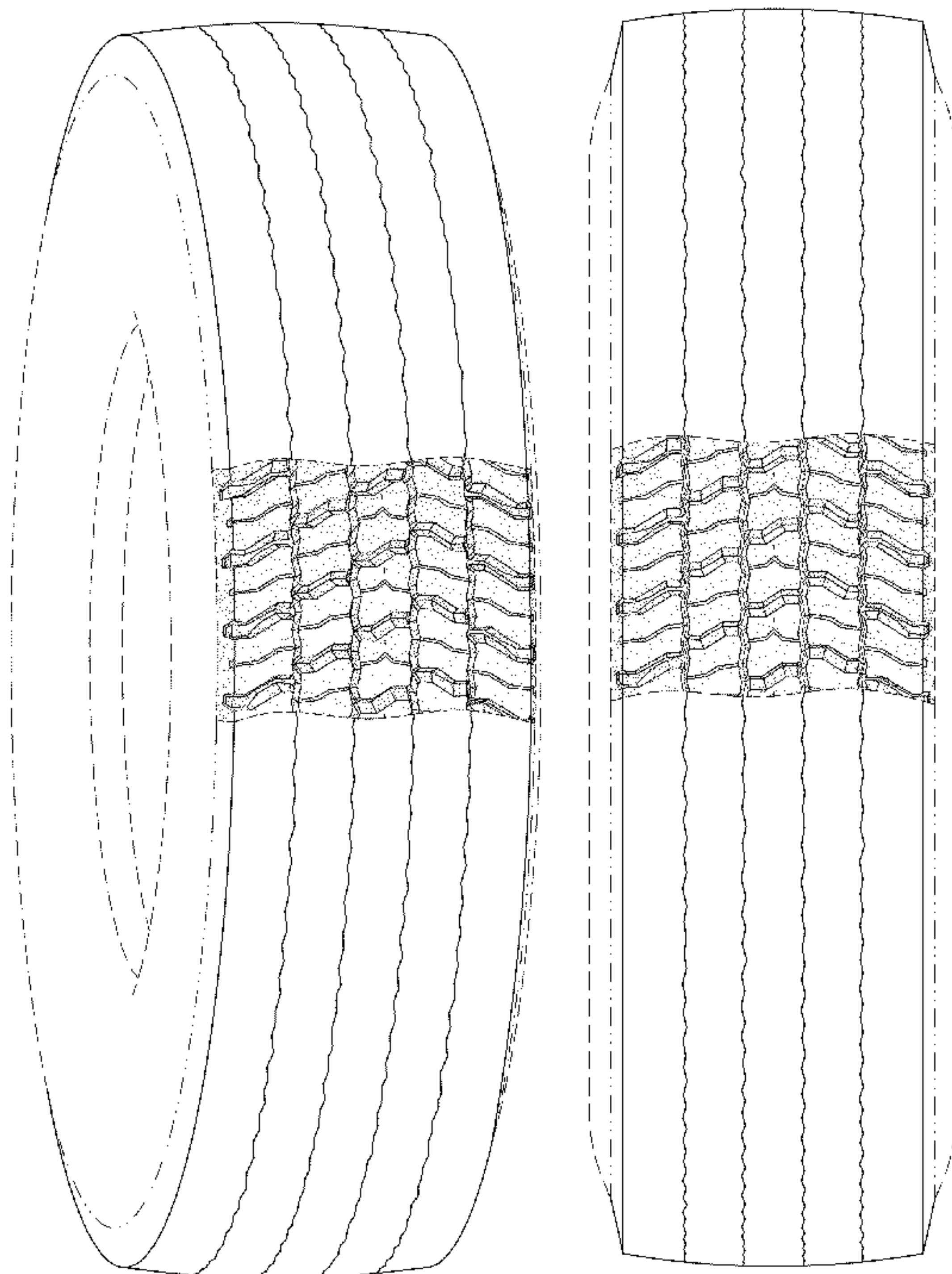
FIG. 2 is a front elevational view thereof; and,

FIG. 3 is a side elevational view thereof, the other side being a mirror image.

In the drawings, the broken lines defining the sidewall, inner bead and the unclaimed sidewall depict environmental subject matter that forms no part of the claimed design.

The tread pattern is understood to repeat uniformly throughout the circumference of the tire, as shown schematically in solid lines.

1 Claim, 3 Drawing Sheets



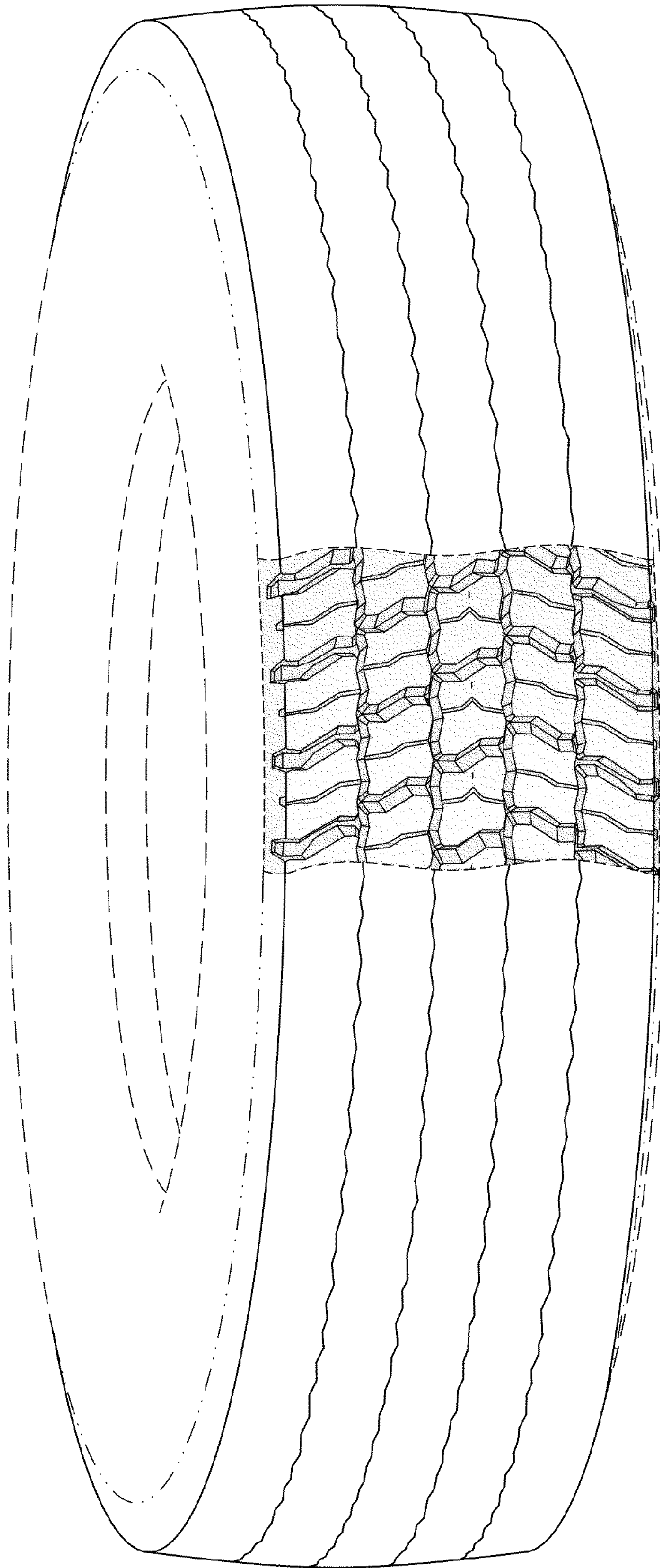


FIG. 1

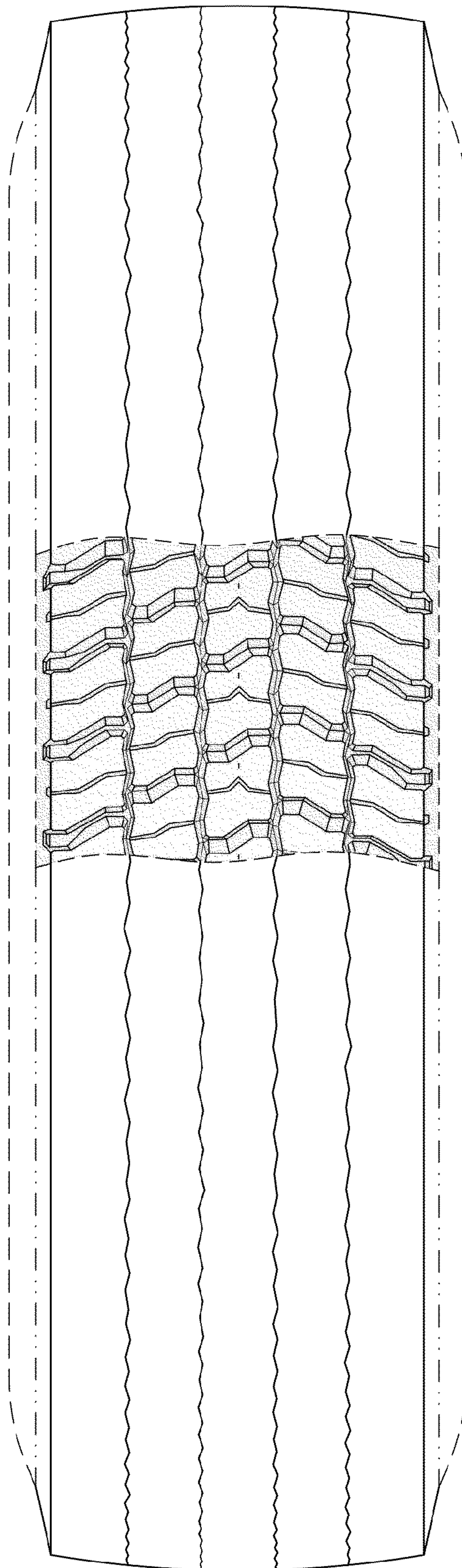


FIG. 2

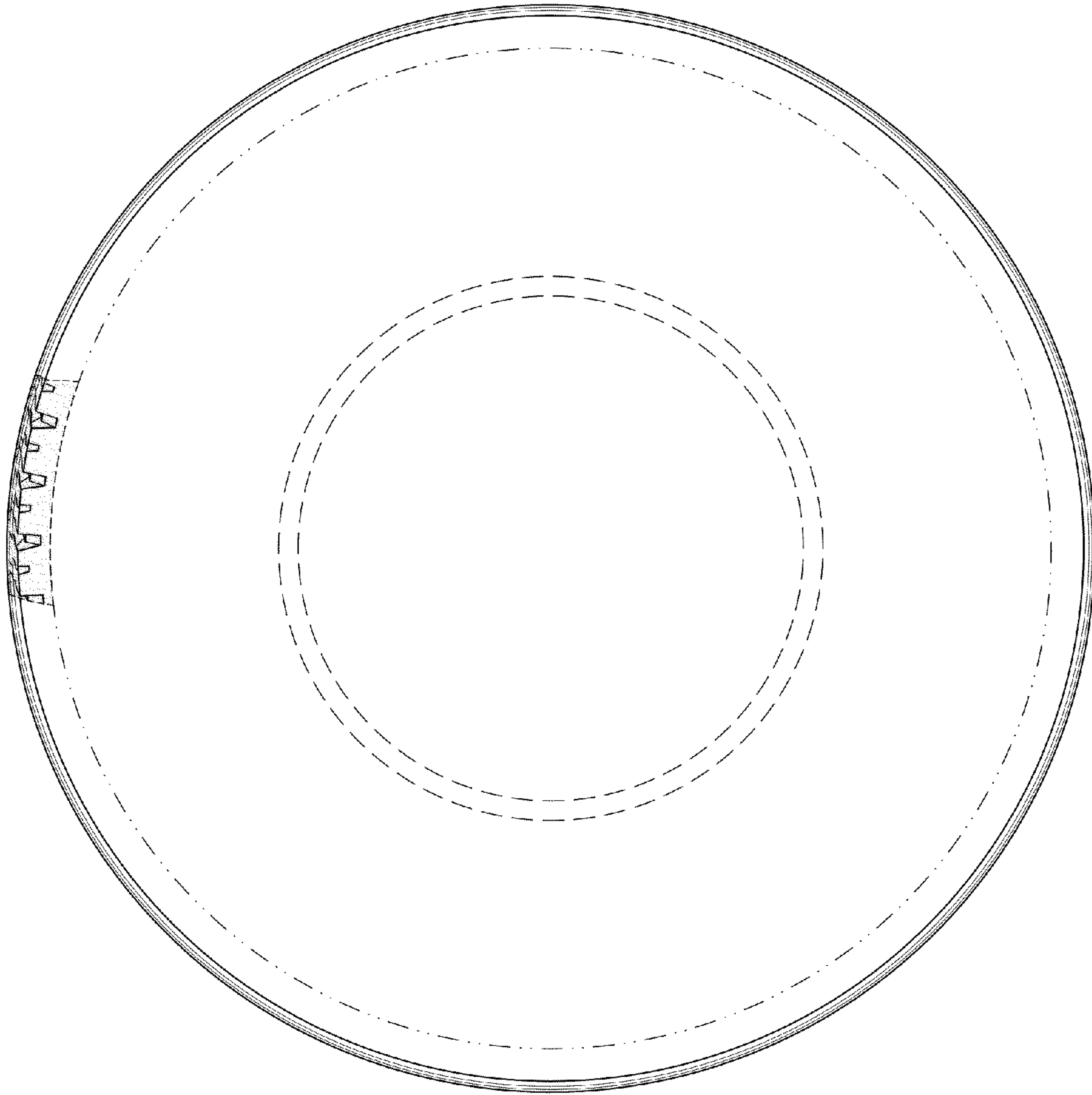


FIG. 3