



US00D722551S

(12) **United States Design Patent**
Hall et al.

(10) **Patent No.:** **US D722,551 S**

(45) **Date of Patent:** **** Feb. 17, 2015**

(54) **MIRROR BASE COVER**

(71) Applicants: **Phillip J. Hall**, Corinth, TX (US); **Kevin Cline**, Colleyville, TX (US); **Emmanuel Courbon**, Ridgeway, SC (US)

(72) Inventors: **Phillip J. Hall**, Corinth, TX (US); **Kevin Cline**, Colleyville, TX (US); **Emmanuel Courbon**, Ridgeway, SC (US)

(73) Assignee: **PACCAR Inc**, Bellevue, WA (US)

(**) Term: **14 Years**

(21) Appl. No.: **29/449,476**

(22) Filed: **Mar. 15, 2013**

(51) **LOC (10) Cl.** **12-16**

(52) **U.S. Cl.**
USPC **D12/401**

(58) **Field of Classification Search**
USPC D12/401, 402-405, 188, 187, 189;
D6/300, 309; D21/754; 160/370.21,
160/370.22, 370.23; 150/158, 165-167;
296/98, 100.01, 100.02, 136.05,
296/136.06, 136.07, 95.1, 77.1; 135/88.01,
135/95; 280/770

See application file for complete search history.

(56) **References Cited**

U.S. PATENT DOCUMENTS

D302,964 S	8/1989	Fingerle	
D318,837 S	8/1991	Richardson	
D325,017 S	3/1992	Richardson	
D575,708 S	8/2008	Courbon	
D578,942 S	10/2008	Courbon	
D610,060 S	2/2010	Meier	
D610,513 S *	2/2010	Meier et al. D12/187

7,856,693 B1	12/2010	Johnson	
D636,308 S	4/2011	Reimchen	
D686,126 S *	7/2013	Balicki et al. D12/187
D702,608 S *	4/2014	Hall et al. D12/187
D702,610 S *	4/2014	Hall et al. D12/187
2002/0048101 A1 *	4/2002	Miyabukuro 359/871
2004/0190303 A1 *	9/2004	Mishimagi 362/494
2012/0154911 A1 *	6/2012	Huynh et al. 359/511

* cited by examiner

Primary Examiner — Katrina A Betton

(74) *Attorney, Agent, or Firm* — Christensen O'Connor Johnson Kindness PLLC

(57) **CLAIM**

The ornamental design for a mirror base cover, as shown and described.

DESCRIPTION

FIG. 1 is a perspective view of the mirror base cover in accordance with our new design;

FIG. 2 is a front view of the mirror base cover of FIG. 1;

FIG. 3 is a top view of the mirror base cover of FIG. 1;

FIG. 4 is a bottom view of the mirror base cover of FIG. 1;

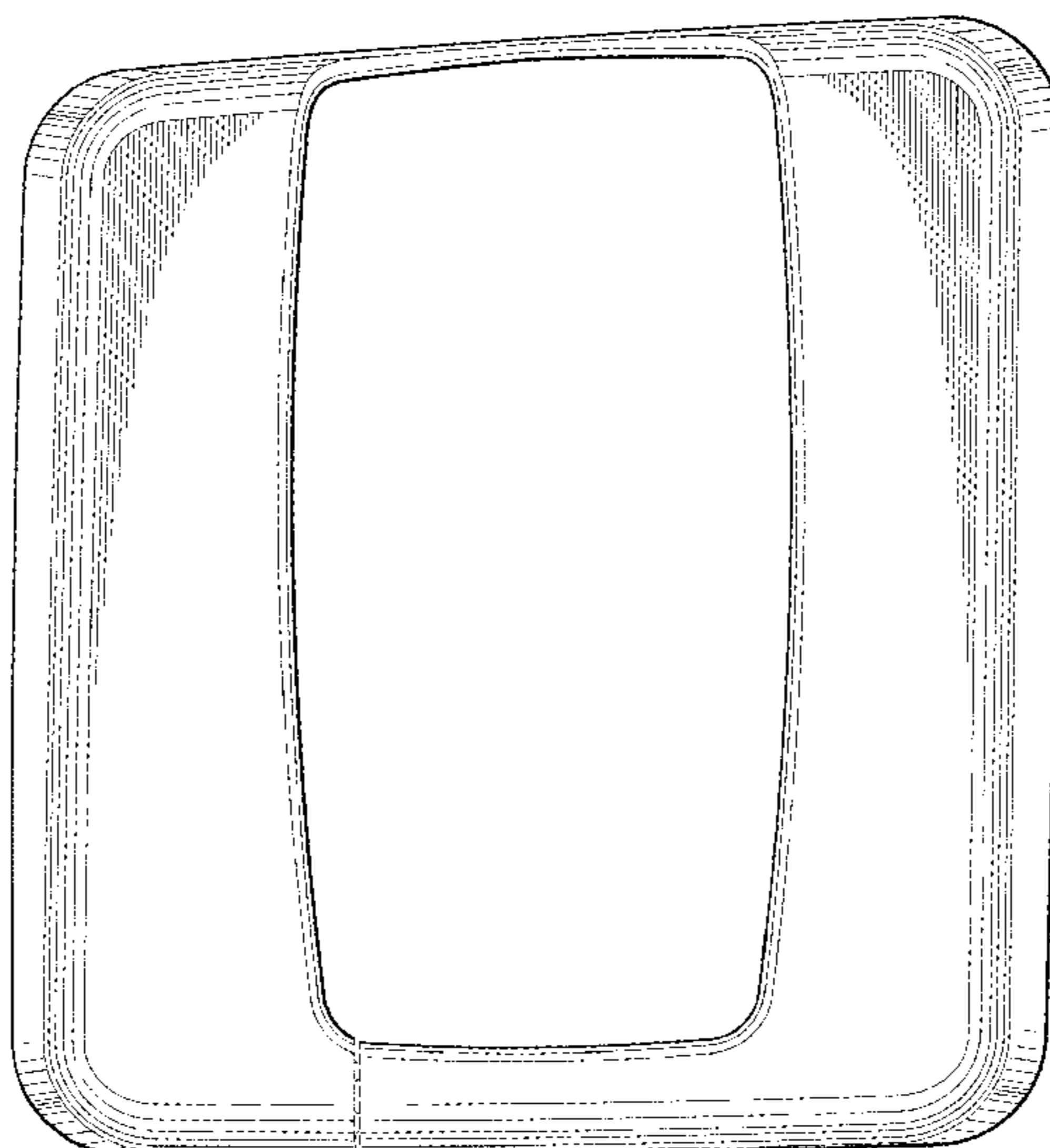
FIG. 5 is a left side view of the mirror base cover of FIG. 1; and,

FIG. 6 is a right side view of mirror base cover of FIG. 2.

FIGS. 1-6 illustrate a first embodiment of our novel design suitable for use on the left side of a vehicle. Our novel design also includes a second embodiment suitable for use on the right side of a vehicle, which is mirror symmetrical to FIGS. 1-6 and therefore not separately illustrated.

The broken lines immediately adjacent the shaded areas as depicted in the FIGURES, represent the bounds of the claimed design while all other broken lines are directed to environment and are for illustrative purposes only; the broken lines form no part of the claimed design.

1 Claim, 4 Drawing Sheets



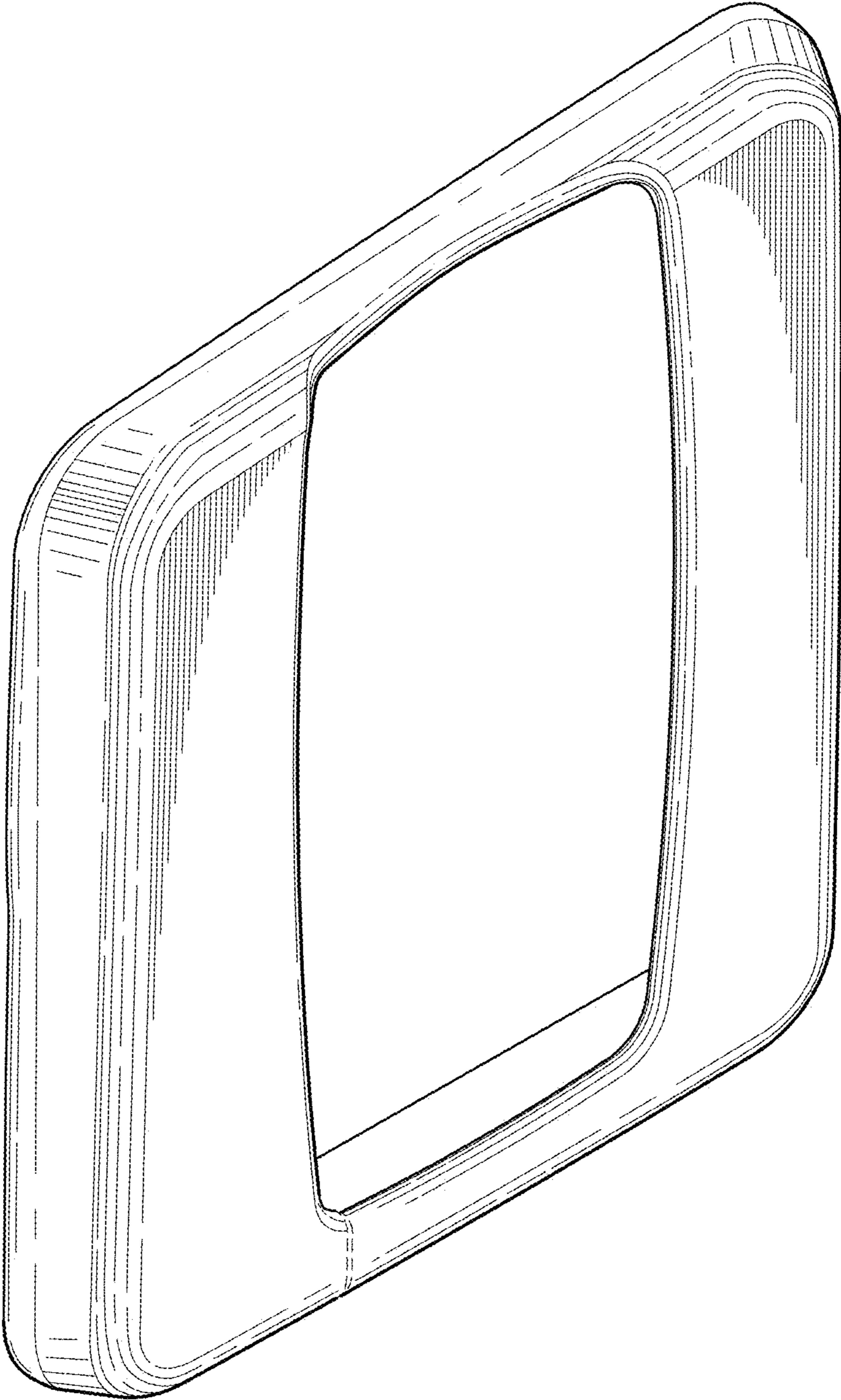


Fig. 1.

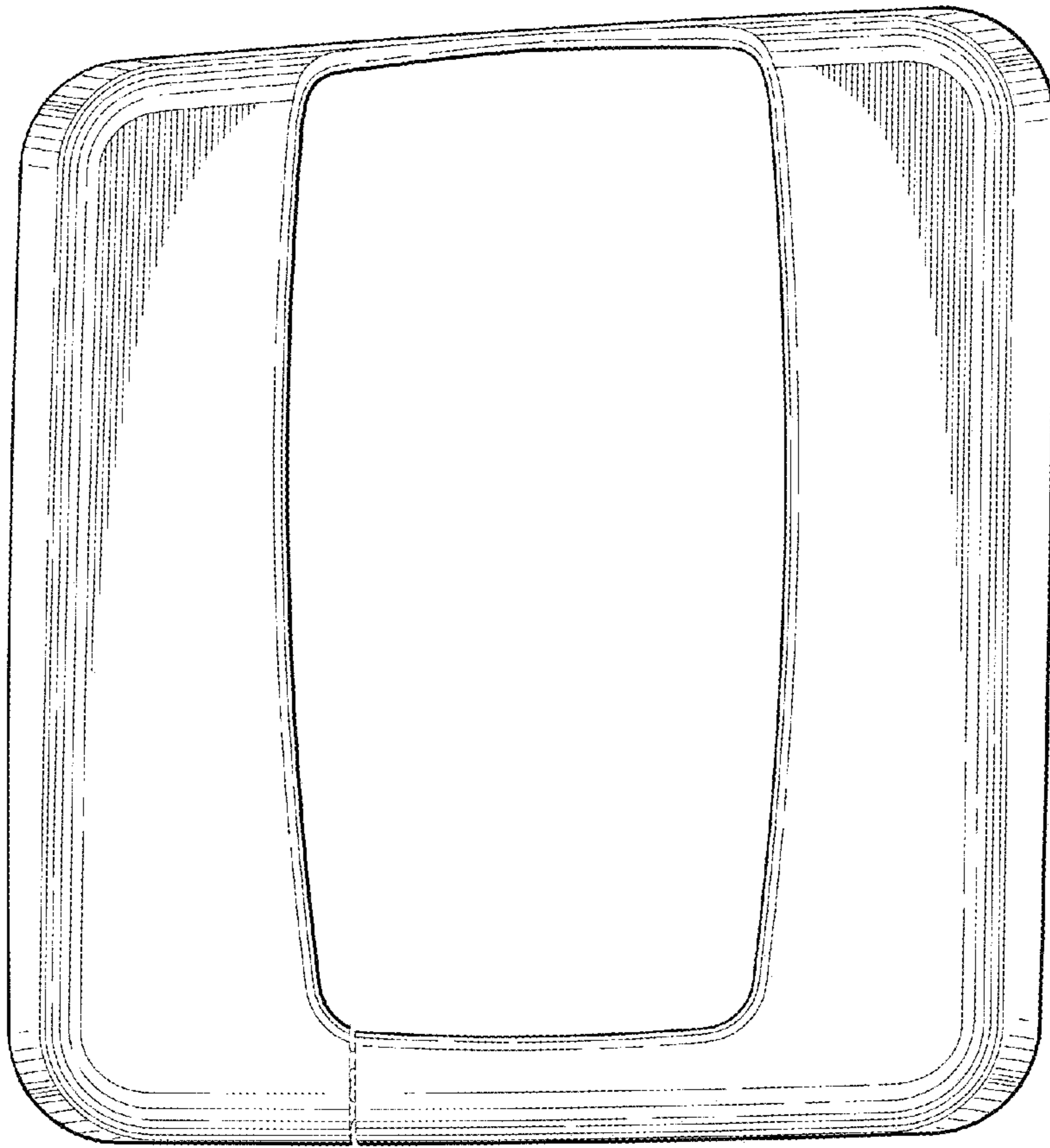


Fig. 2.

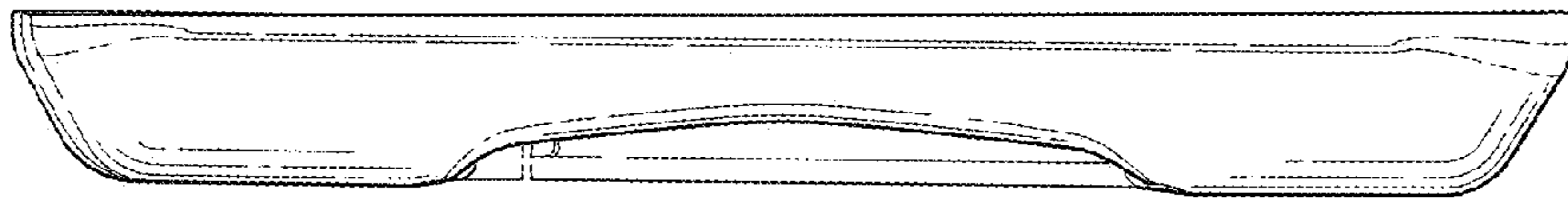


Fig. 3.

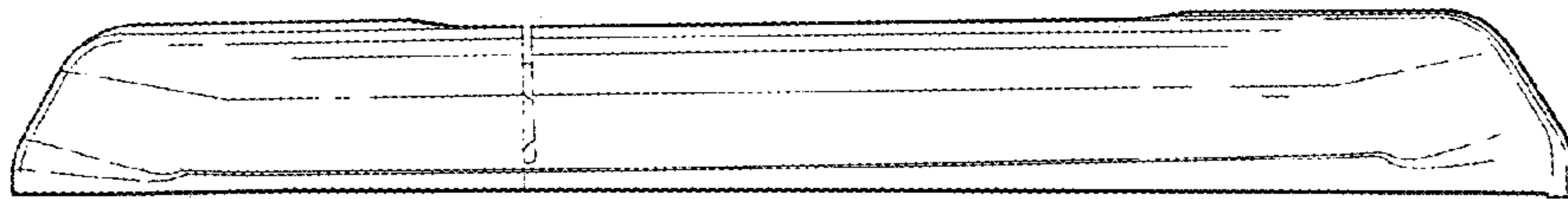


Fig. 4.




Fig. 5.




Fig. 6.