



US00D722550S

(12) **United States Design Patent**
Renforth et al.

(10) **Patent No.:** **US D722,550 S**

(45) **Date of Patent:** **** Feb. 17, 2015**

(54) **VEHICLE PET BARRIER**

(56) **References Cited**

(71) Applicants: **Jack William Renforth**, Arlington, TX (US); **Ann Hanson**, Ionia, MI (US); **Paul Fair**, Denver, CO (US); **Jamie Kummerfeld**, Greeley, CO (US); **Roy Swanson**, Littleton, CO (US)

U.S. PATENT DOCUMENTS

3,044,800	A *	7/1962	Wicker	296/24.43
3,949,706	A *	4/1976	Coon, Jr.	D12/101
4,653,562	A *	3/1987	Moss et al.	296/146.1
4,848,832	A *	7/1989	Starnes	296/166
5,192,112	A *	3/1993	Gherardi et al.	296/166
5,558,034	A *	9/1996	Hodapp	D12/317
D393,622	S *	4/1998	Goertzen	D12/426
D473,838	S *	4/2003	Wang	D12/414
7,017,520	B2 *	3/2006	Wang	296/24.43
2008/0005967	A1 *	1/2008	Johnson et al.	49/61
2011/0023788	A1 *	2/2011	Beechie	119/172
2012/0181808	A1 *	7/2012	Reed et al.	296/24.31

(72) Inventors: **Jack William Renforth**, Arlington, TX (US); **Ann Hanson**, Ionia, MI (US); **Paul Fair**, Denver, CO (US); **Jamie Kummerfeld**, Greeley, CO (US); **Roy Swanson**, Littleton, CO (US)

(73) Assignee: **Doskocil Manufacturing Company, Inc.**, Arlington, TX (US)

* cited by examiner

Primary Examiner — Deanna L Pratt

Assistant Examiner — Natasha Vujcic

(**) Term: **14 Years**

(74) *Attorney, Agent, or Firm* — Eckert Seamans Cherin & Mellott, LLC; Brij K. Agarwal

(21) Appl. No.: **29/449,227**

(22) Filed: **Mar. 14, 2013**

(57) **CLAIM**

(51) **LOC (10) Cl.** **12-16**

The ornamental design for a vehicle pet barrier, as shown and described.

(52) **U.S. Cl.**

USPC **D12/400**

DESCRIPTION

(58) **Field of Classification Search**

CPC B60P 3/32; B60P 3/34; B60P 3/341; B60P 3/40; B60P 3/41; B60P 3/42; B63B 25/18; B63B 25/20; B63B 25/28; A01K 1/00; A01K 1/0017; A01K 1/0035; A01K 1/03; A01K 1/06; A01K 1/0613; A01K 3/002; A01L 13/00

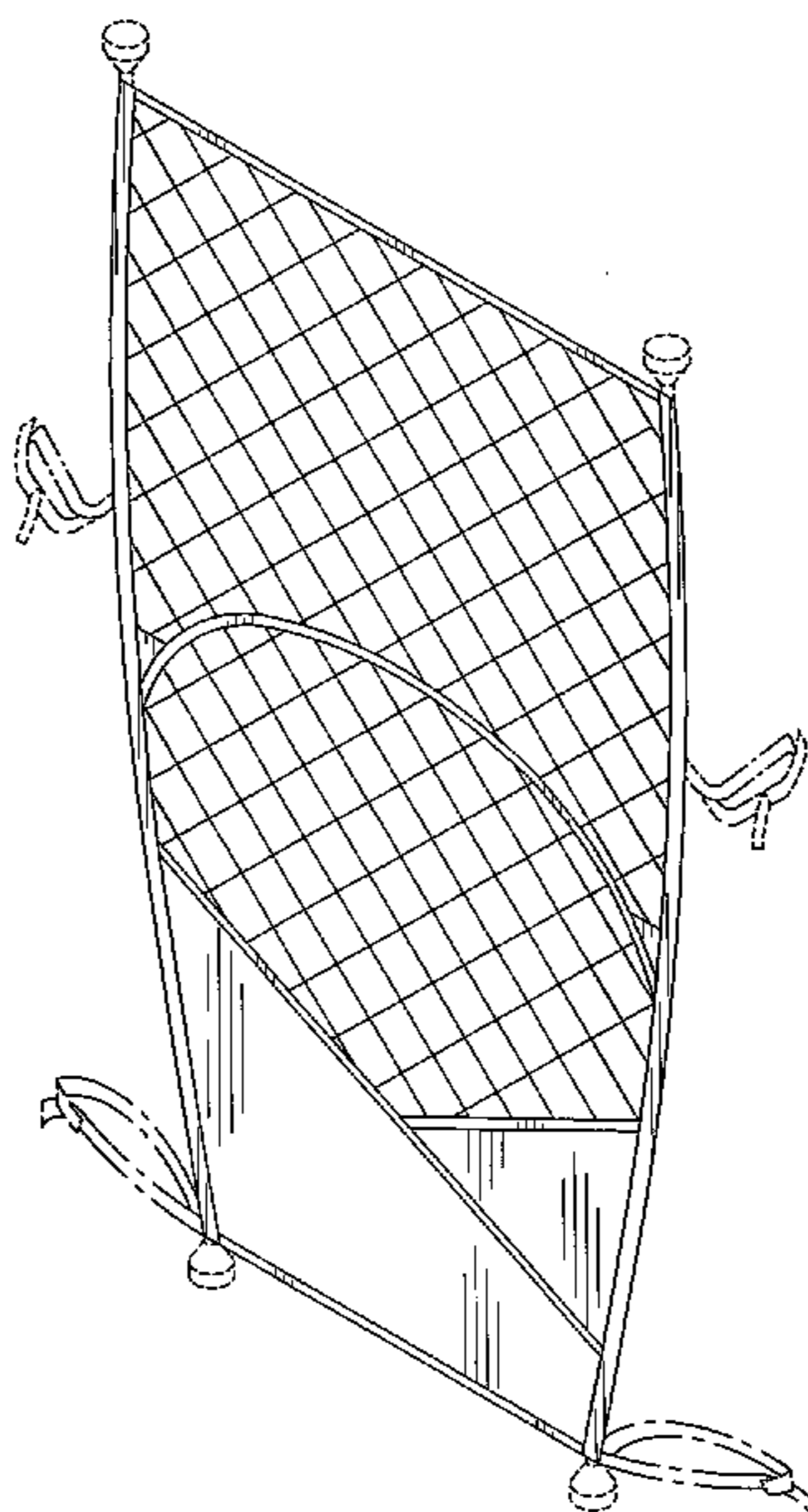
FIG. 1 is a perspective view of the vehicle pet barrier; FIG. 2 is front elevational view thereof; FIG. 3 is a left side elevational view thereof; FIG. 4 is a right side elevational view thereof; FIG. 5 is a top plan view thereof; FIG. 6 is a bottom plan view thereof; and, FIG. 7 is a rear elevational view thereof.

USPC D12/20, 84, 89, 96, 97, 100, 101, 103, D12/104, 106, 196, 203, 314, 400, 406, D12/414; D28/36, 92; 280/5.3, 163, 164.2, 280/166, 169, 291; 296/156, 162, 164, 166

The broken lines shown in the drawings illustrate portions of the vehicle pet barrier that form no part of the claimed design.

See application file for complete search history.

1 Claim, 5 Drawing Sheets



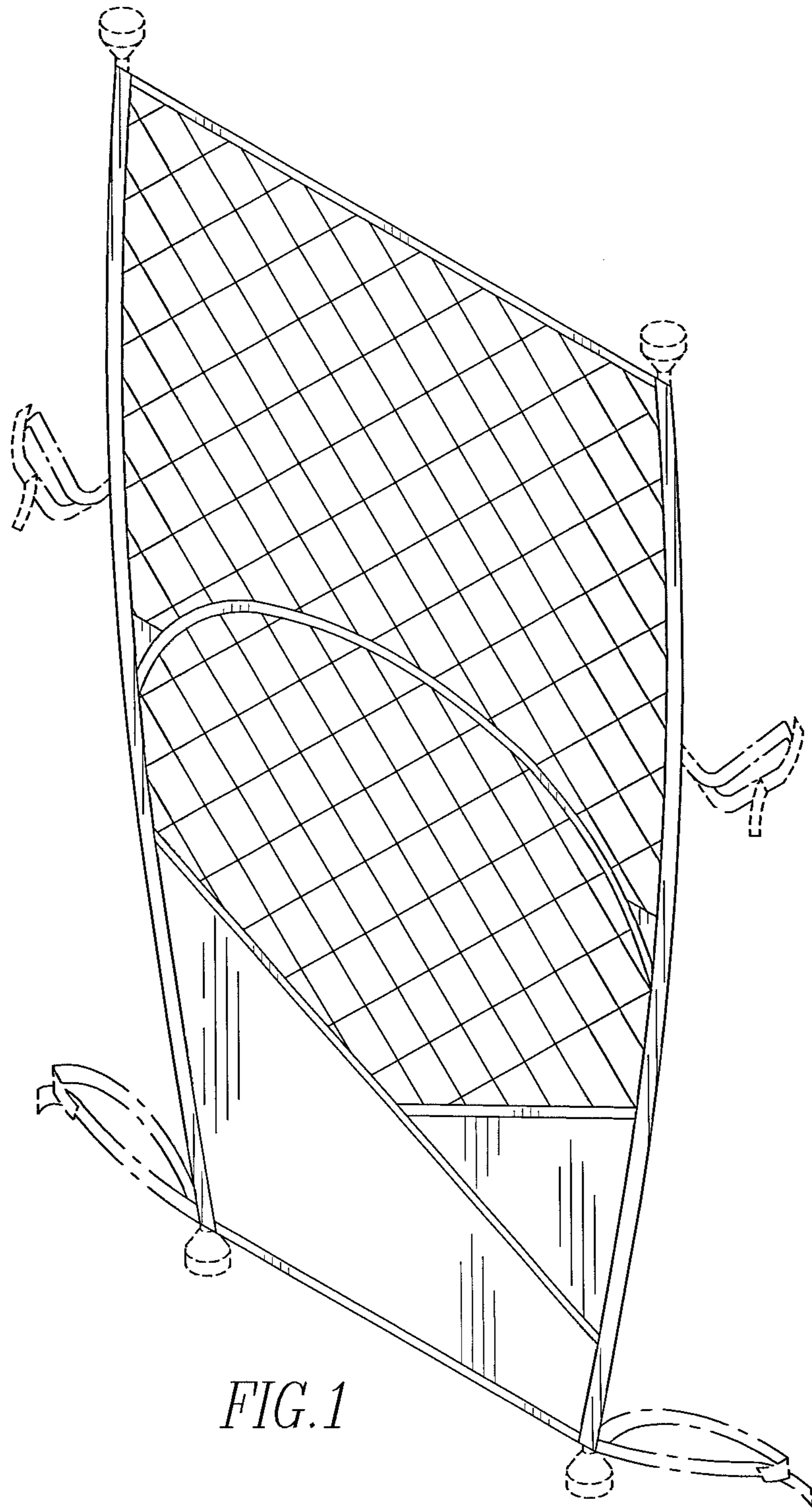


FIG. 1

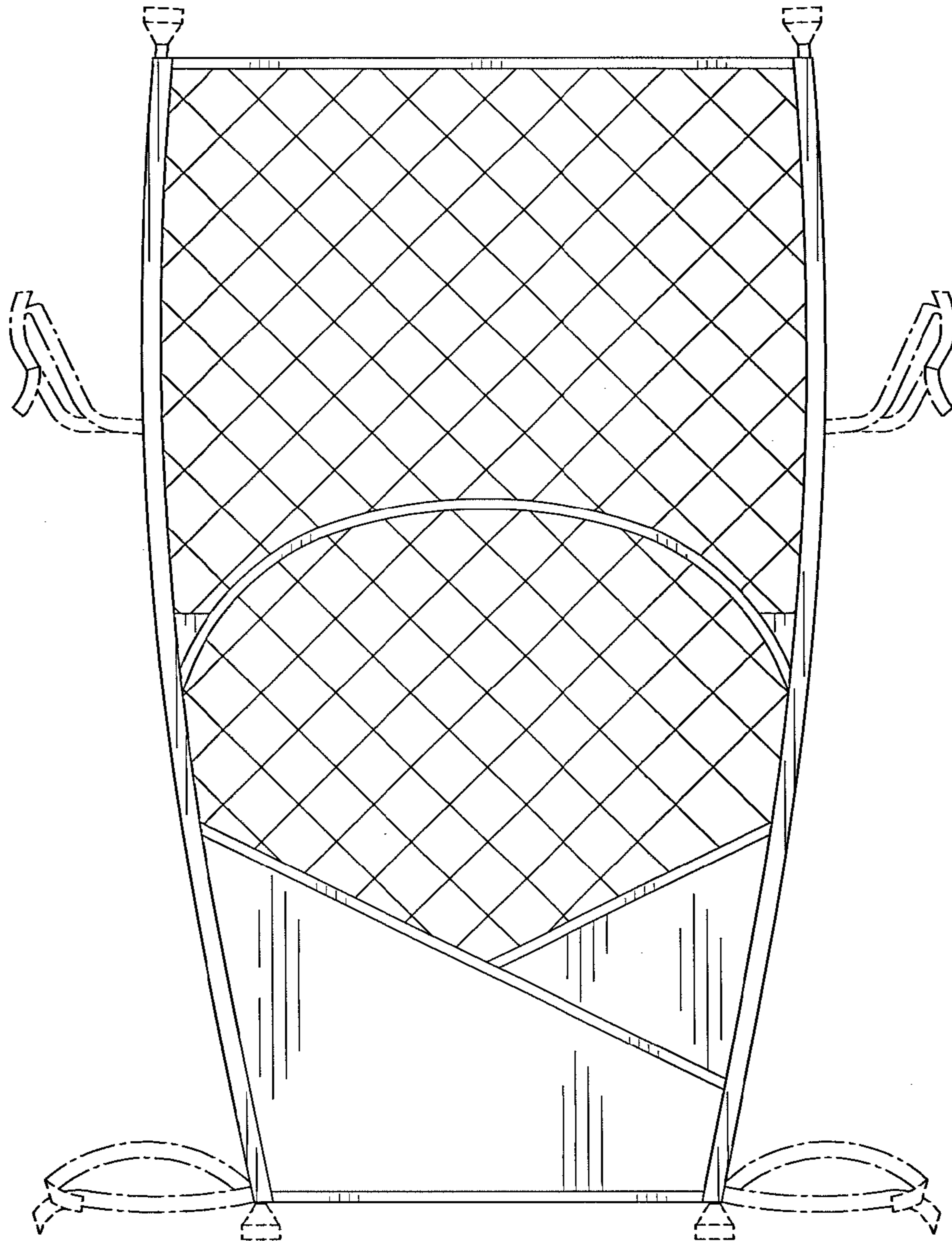


FIG. 2




FIG. 3

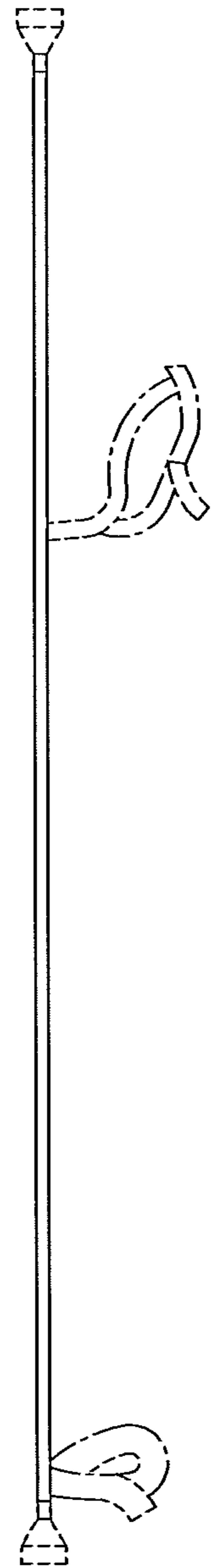


FIG. 4

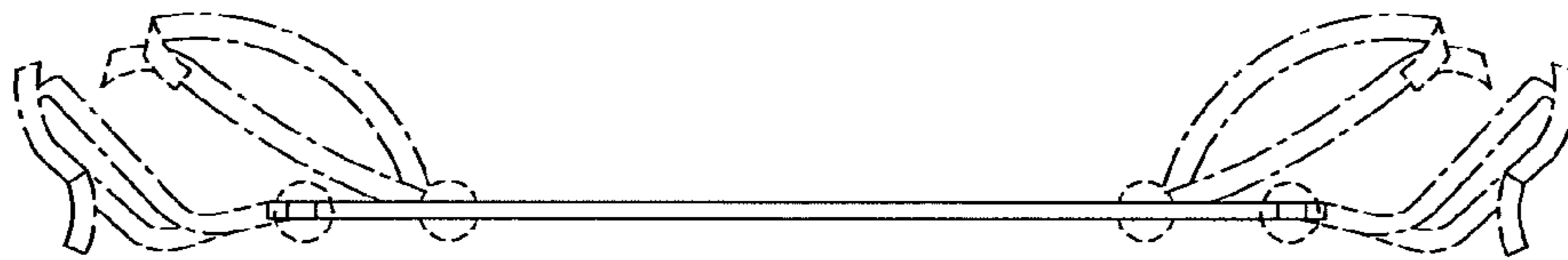


FIG. 5

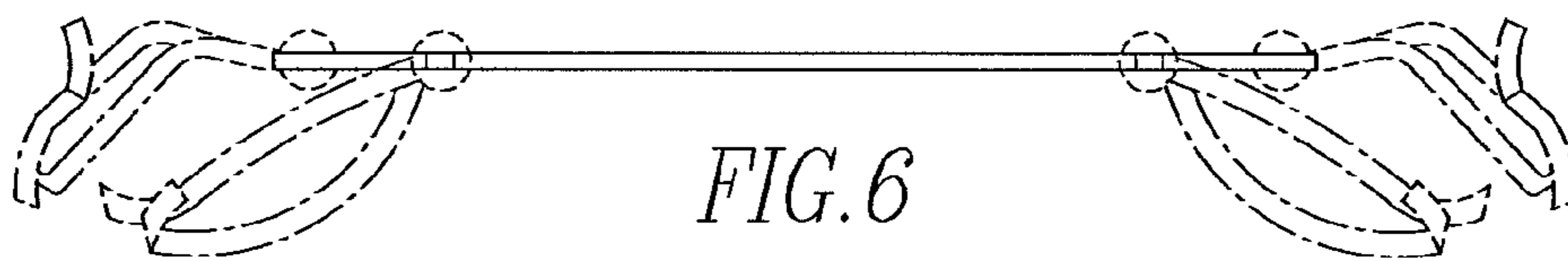


FIG. 6

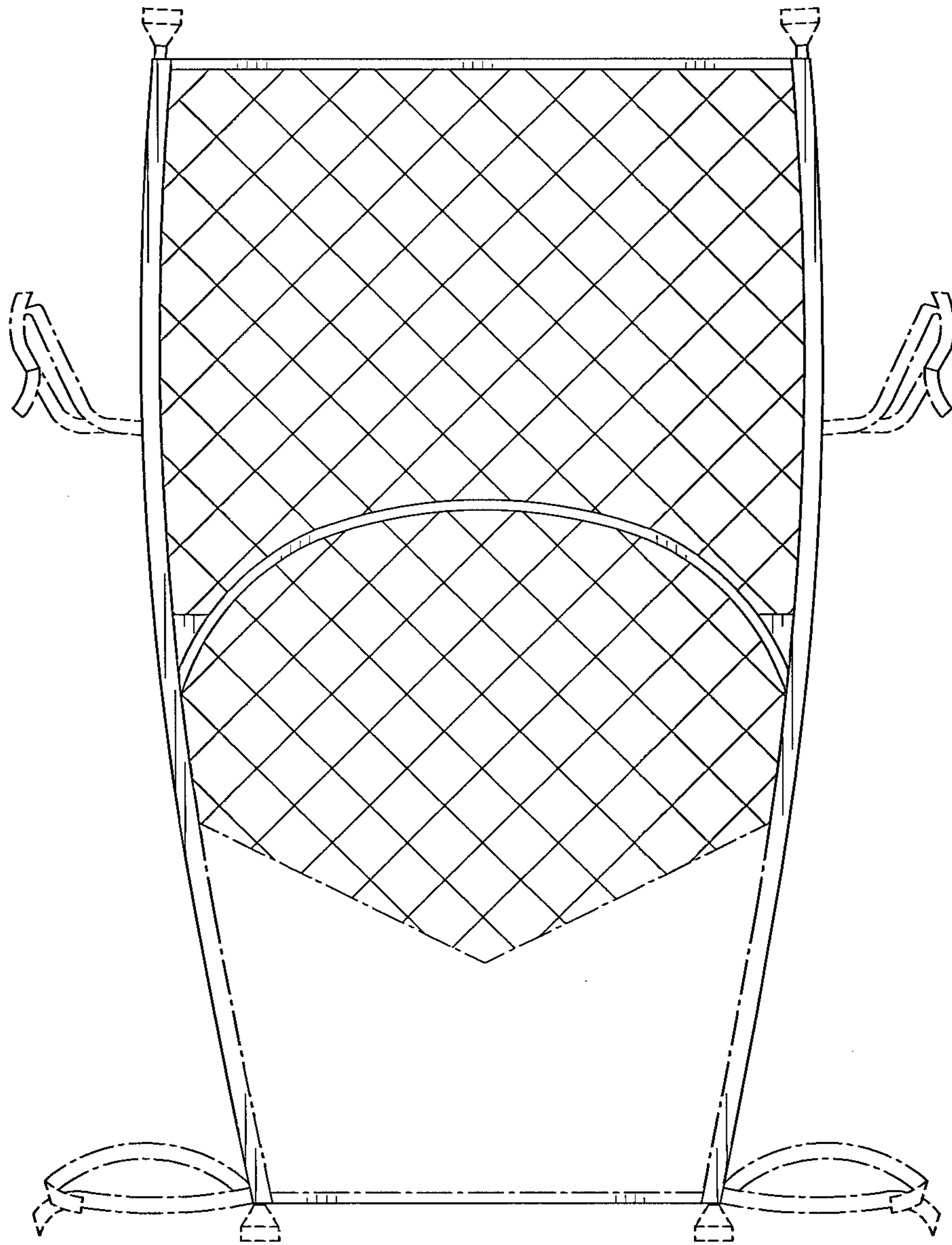


FIG. 7